

**March 19, 2024 Presidential Primary Election
Official Certification of Results
Signature Form**

We, the undersigned Members of the Board of Elections of County indicated below, do hereby certify that the Official Results of the Election (county specific and most-populous, if applicable) submitted to the Secretary of State's Office are valid and accurate, and the number of absentee voters reconciles with the number of absentee ballots cast and counted.


Mercer
County Name

IN WITNESS WHEREOF, we have subscribed our names officially on the date indicated below:


Apr 2, 2024
Today's Date



Director



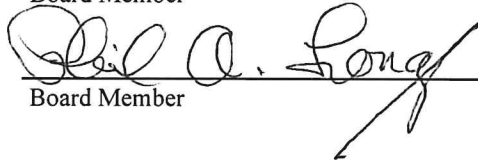
Deputy Director



Board Member



Board Member



Board Member



Board Member

The Board must complete and sign, scan, and email the signed form to Results@OhioSoS.gov along with the *Official Vote Total Summary Report with Group Detail*.

Election Summary Results Report
 2024 March Primary
 March 19, 2024

Statistics

	TOTAL	Election Day	Absentee	Absentee Mail	Provisional
Election Day Precincts Reporting	36 of 36	36	0	0	0
Registered Voters - Total	29,526				
Registered Voters - Democratic	1,810				
Registered Voters - Republican	10,247				
Registered Voters - NONPARTISAN	17,469				
Ballots Cast - Total	8,829	6,466	1,897	424	42
Ballots Cast - Democratic	860	448	283	122	7
Ballots Cast - Republican	7,706	5,804	1,581	287	34
Ballots Cast - NONPARTISAN	263	214	33	15	1
Ballots Cast - Blank	5	4	0	0	1
Voter Turnout - Total	29.90%				
Voter Turnout - Democratic	47.51%				
Voter Turnout - Republican	75.20%				
Voter Turnout - NONPARTISAN	1.51%				

DEM DEM Delegates at-Large and Alternates-at-Large to the National Convention

Vote For 1

	TOTAL	VOTE %	Election Day	Absentee	Absentee Mail	Provisional
Joseph R. Biden Jr.	650	83.23%	317	231	97	5
Dean Phillips	131	16.77%	88	24	19	0
Total Votes Cast	781	100.00%	405	255	116	5
Overvotes	0		0	0	0	0
Undervotes	79		43	28	6	2
Precincts Reporting	36 of 36					

DEM U.S. Senator

Vote For 1

	TOTAL	VOTE %	Election Day	Absentee	Absentee Mail	Provisional
Sherrod Brown	782	100.00%	400	263	113	6
Total Votes Cast	782	100.00%	400	263	113	6
Overvotes	0		0	0	0	0
Undervotes	78		48	20	9	1
Precincts Reporting	36 of 36					

DEM Representative to Congress (5th District)

Vote For 1

	TOTAL	VOTE %	Election Day	Absentee	Absentee Mail	Provisional
Keith Mundy	654	100.00%	328	226	95	5
Total Votes Cast	654	100.00%	328	226	95	5
Overvotes	0		0	0	0	0
Undervotes	206		120	57	27	2
Precincts Reporting	36 of 36					

D.L. Kane
Phil A. Long
Cydney A. Carl
W. St. James

DEM Justice of the Supreme Court (FTC 1-1-2025)

Vote For 1							
	TOTAL	VOTE %	Election Day	Absentee	Absentee Mail	Provisional	
Michael P. Donnelly	657	100.00%	332	230	90	5	
Total Votes Cast	657	100.00%	332	230	90	5	
Overvotes	0		0	0	0	0	
Undervotes	203		116	53	32	2	
Precincts Reporting	36 of 36						

DEM Justice of the Supreme Court (FTC 1-2-2025)

Vote For 1							
	TOTAL	VOTE %	Election Day	Absentee	Absentee Mail	Provisional	
Melody J. Stewart	665	100.00%	336	227	98	4	
Total Votes Cast	665	100.00%	336	227	98	4	
Overvotes	0		0	0	0	0	
Undervotes	195		112	56	24	3	
Precincts Reporting	36 of 36						

DEM Justice of the Supreme Court (UTE 12-31-2026)

Vote For 1							
	TOTAL	VOTE %	Election Day	Absentee	Absentee Mail	Provisional	
Lisa Forbes	389	57.21%	203	127	56	3	
Terri Jamison	291	42.79%	144	99	48	0	
Total Votes Cast	680	100.00%	347	226	104	3	
Overvotes	0		0	0	0	0	
Undervotes	180		101	57	18	4	
Precincts Reporting	36 of 36						

DEM Judge of the Court of Appeals (3rd District) (FTC 2-9-2025)

Vote For 1							
	TOTAL	VOTE %	Election Day	Absentee	Absentee Mail	Provisional	
No Valid Petition Filed	0		0	0	0	0	
Total Votes Cast	0		0	0	0	0	
Overvotes	0		0	0	0	0	
Undervotes	860		448	283	122	7	
Precincts Reporting	36 of 36						

DEM State Representative (84th District)

Vote For 1							
	TOTAL	VOTE %	Election Day	Absentee	Absentee Mail	Provisional	
Arienne Childrey	610	99.03%	311	208	87	4	
Write-In Totals	6	0.97%	1	1	4	0	
Write-In: Heather Schmidt	3	0.49%	0	1	2	0	
Not Assigned	3	0.49%	1	0	2	0	
Total Votes Cast	616	100.00%	312	209	91	4	
Overvotes	0		0	0	0	0	
Undervotes	244		136	74	31	3	
Precincts Reporting	36 of 36						

DEM County Commissioner (FTC 1-2-2025)

Vote For 1						
	TOTAL	VOTE %	Election Day	Absentee	Absentee Mail	Provisional
No Valid Petition Filed	0		0	0	0	0
Total Votes Cast	0		0	0	0	0
Overvotes	0		0	0	0	0
Undervotes	860		448	283	122	7
Precincts Reporting	36 of 36					

DEM County Commissioner (FTC 1-3-2025)

Vote For 1						
	TOTAL	VOTE %	Election Day	Absentee	Absentee Mail	Provisional
No Valid Petition Filed	0		0	0	0	0
Total Votes Cast	0		0	0	0	0
Overvotes	0		0	0	0	0
Undervotes	860		448	283	122	7
Precincts Reporting	36 of 36					

DEM Prosecuting Attorney

Vote For 1						
	TOTAL	VOTE %	Election Day	Absentee	Absentee Mail	Provisional
No Valid Petition Filed	0		0	0	0	0
Total Votes Cast	0		0	0	0	0
Overvotes	0		0	0	0	0
Undervotes	860		448	283	122	7
Precincts Reporting	36 of 36					

DEM Clerk of the Court of Common Pleas

Vote For 1						
	TOTAL	VOTE %	Election Day	Absentee	Absentee Mail	Provisional
No Valid Petition Filed	0		0	0	0	0
Total Votes Cast	0		0	0	0	0
Overvotes	0		0	0	0	0
Undervotes	860		448	283	122	7
Precincts Reporting	36 of 36					

DEM Sheriff

Vote For 1						
	TOTAL	VOTE %	Election Day	Absentee	Absentee Mail	Provisional
No Valid Petition Filed	0		0	0	0	0
Total Votes Cast	0		0	0	0	0
Overvotes	0		0	0	0	0
Undervotes	860		448	283	122	7
Precincts Reporting	36 of 36					

DEM County Recorder

Vote For 1						
	TOTAL	VOTE %	Election Day	Absentee	Absentee Mail	Provisional
No Valid Petition Filed	0		0	0	0	0
Total Votes Cast	0		0	0	0	0
Overvotes	0		0	0	0	0
Undervotes	860		448	283	122	7
Precincts Reporting	36 of 36					

DEM County Treasurer

Vote For 1						
	TOTAL	VOTE %	Election Day	Absentee	Absentee Mail	Provisional
No Valid Petition Filed	0		0	0	0	0
Total Votes Cast	0		0	0	0	0
Overvotes	0		0	0	0	0
Undervotes	860		448	283	122	7
Precincts Reporting	36 of 36					

DEM County Engineer

Vote For 1						
	TOTAL	VOTE %	Election Day	Absentee	Absentee Mail	Provisional
No Valid Petition Filed	0		0	0	0	0
Total Votes Cast	0		0	0	0	0
Overvotes	0		0	0	0	0
Undervotes	860		448	283	122	7
Precincts Reporting	36 of 36					

DEM Coroner

Vote For 1						
	TOTAL	VOTE %	Election Day	Absentee	Absentee Mail	Provisional
No Valid Petition Filed	0		0	0	0	0
Total Votes Cast	0		0	0	0	0
Overvotes	0		0	0	0	0
Undervotes	860		448	283	122	7
Precincts Reporting	36 of 36					

REP Delegates at-Large and Alternates-at-Large to the National Convention

Vote For 1						
	TOTAL	VOTE %	Election Day	Absentee	Absentee Mail	Provisional
Chris Christie	83	1.11%	58	15	9	1
Ron DeSantis	226	3.03%	178	43	4	1
Nikki R. Haley	701	9.39%	447	199	50	5
Vivek Ramaswamy	69	0.92%	53	14	2	0
Donald J. Trump	6,387	85.55%	4,886	1,266	210	25
Total Votes Cast	7,466	100.00%	5,622	1,537	275	32
Overvotes	0		0	0	0	0
Undervotes	240		182	44	12	2
Precincts Reporting	36 of 36					

REP District Delegates and District Alternates to the National Convention (5th District)

Vote For 1	TOTAL	VOTE %	Election Day	Absentee	Absentee Mail	Provisional
Chris Christie	91	1.23%	63	16	11	1
Ron DeSantis	368	4.99%	293	68	6	1
Nikki R. Haley	719	9.76%	461	204	49	5
Vivek Ramaswamy	144	1.95%	119	23	2	0
Donald J. Trump	6,048	82.06%	4,616	1,202	205	25
Total Votes Cast	7,370	100.00%	5,552	1,513	273	32
Overvotes	0		0	0	0	0
Undervotes	336		252	68	14	2
Precincts Reporting	36 of 36					

REP U.S. Senator

Vote For 1	TOTAL	VOTE %	Election Day	Absentee	Absentee Mail	Provisional
Matt Dolan	2,015	28.42%	1,471	446	94	4
Frank LaRose	1,443	20.36%	948	421	68	6
Bernie Moreno	3,631	51.22%	2,945	581	87	18
Total Votes Cast	7,089	100.00%	5,364	1,448	249	28
Overvotes	1		1	0	0	0
Undervotes	616		439	133	38	6
Precincts Reporting	36 of 36					

REP Representative to Congress (5th District)

Vote For 1	TOTAL	VOTE %	Election Day	Absentee	Absentee Mail	Provisional
Bob Latta	5,706	86.66%	4,213	1,249	218	26
Robert L. Owsiak Jr.	878	13.34%	697	148	31	2
Total Votes Cast	6,584	100.00%	4,910	1,397	249	28
Overvotes	0		0	0	0	0
Undervotes	1,122		894	184	38	6
Precincts Reporting	36 of 36					

REP Justice of the Supreme Court (FTC 1-1-2025)

Vote For 1	TOTAL	VOTE %	Election Day	Absentee	Absentee Mail	Provisional
Megan E. Shanahan	5,520	100.00%	4,168	1,150	178	24
Total Votes Cast	5,520	100.00%	4,168	1,150	178	24
Overvotes	0		0	0	0	0
Undervotes	2,186		1,636	431	109	10
Precincts Reporting	36 of 36					

REP Justice of the Supreme Court (FTC 1-2-2025)

Vote For 1							
	TOTAL	VOTE %	Election Day	Absentee	Absentee	Provisional	
					Mail		
Joseph T. Deters	5,477	100.00%	4,131	1,129	192	25	
Total Votes Cast	5,477	100.00%	4,131	1,129	192	25	
Overvotes	0		0	0	0	0	
Undervotes	2,229		1,673	452	95	9	
Precincts Reporting	36 of 36						

REP Justice of the Supreme Court (UTE 12-31-2026)

Vote For 1							
	TOTAL	VOTE %	Election Day	Absentee	Absentee	Provisional	
					Mail		
Daniel R. Hawkins	5,386	100.00%	4,068	1,115	180	23	
Total Votes Cast	5,386	100.00%	4,068	1,115	180	23	
Overvotes	0		0	0	0	0	
Undervotes	2,320		1,736	466	107	11	
Precincts Reporting	36 of 36						

REP Judge of the Court of Appeals (3rd District) (FTC 2-9-2025)

Vote For 1							
	TOTAL	VOTE %	Election Day	Absentee	Absentee	Provisional	
					Mail		
John R. Willamowski	5,413	100.00%	4,077	1,128	182	26	
Total Votes Cast	5,413	100.00%	4,077	1,128	182	26	
Overvotes	0		0	0	0	0	
Undervotes	2,293		1,727	453	105	8	
Precincts Reporting	36 of 36						

REP Member of State Central Committee, Man (12th District)

Vote For 1							
	TOTAL	VOTE %	Election Day	Absentee	Absentee	Provisional	
					Mail		
Keith Cheney	3,866	61.06%	2,900	820	129	17	
Jake Eilerman	2,466	38.94%	1,874	484	98	10	
Total Votes Cast	6,332	100.00%	4,774	1,304	227	27	
Overvotes	0		0	0	0	0	
Undervotes	1,374		1,030	277	60	7	
Precincts Reporting	36 of 36						

REP Member of State Central Committee, Woman (12th District)

Vote For 1							
	TOTAL	VOTE %	Election Day	Absentee	Absentee	Provisional	
					Mail		
Tess Elshoff	5,299	100.00%	3,993	1,097	184	25	
Total Votes Cast	5,299	100.00%	3,993	1,097	184	25	
Overvotes	0		0	0	0	0	
Undervotes	2,407		1,811	484	103	9	
Precincts Reporting	36 of 36						

REP State Senator (12th District)

Vote For 1

	TOTAL	VOTE %	Election Day	Absentee	Absentee Mail	Provisional
Susan Manchester	5,870	100.00%	4,386	1,245	211	28
Total Votes Cast	5,870	100.00%	4,386	1,245	211	28
Overvotes	0		0	0	0	0
Undervotes	1,836		1,418	336	76	6
Precincts Reporting	36 of 36					

REP State Representative (84th District)

Vote For 1

	TOTAL	VOTE %	Election Day	Absentee	Absentee Mail	Provisional
Angie King	6,195	100.00%	4,649	1,297	221	28
Total Votes Cast	6,195	100.00%	4,649	1,297	221	28
Overvotes	0		0	0	0	0
Undervotes	1,511		1,155	284	66	6
Precincts Reporting	36 of 36					

REP County Commissioner (FTC 1-2-2025)

Vote For 1

	TOTAL	VOTE %	Election Day	Absentee	Absentee Mail	Provisional
Brian C. Miller	3,465	47.51%	2,483	839	127	16
David Penno	2,544	34.88%	1,985	481	68	10
Andy Schwieterman	1,284	17.61%	1,012	193	74	5
Total Votes Cast	7,293	100.00%	5,480	1,513	269	31
Overvotes	0		0	0	0	0
Undervotes	413		324	68	18	3
Precincts Reporting	36 of 36					

REP County Commissioner (FTC 1-3-2025)

Vote For 1

	TOTAL	VOTE %	Election Day	Absentee	Absentee Mail	Provisional
Rick P. Muhlenkamp	5,762	100.00%	4,329	1,194	213	26
Total Votes Cast	5,762	100.00%	4,329	1,194	213	26
Overvotes	0		0	0	0	0
Undervotes	1,944		1,475	387	74	8
Precincts Reporting	36 of 36					

REP REP Prosecuting Attorney

Vote For 1

	TOTAL	VOTE %	Election Day	Absentee	Absentee Mail	Provisional
Erin M. Minor	5,725	100.00%	4,280	1,220	200	25
Total Votes Cast	5,725	100.00%	4,280	1,220	200	25
Overvotes	0		0	0	0	0
Undervotes	1,981		1,524	361	87	9
Precincts Reporting	36 of 36					

REP Clerk of Courts of Common Pleas

Vote For 1							
	TOTAL	VOTE %	Election Day	Absentee	Absentee	Provisional	
					Mail		
Calvin W. Freeman	5,837	100.00%	4,367	1,240	203		27
Total Votes Cast	5,837	100.00%	4,367	1,240	203		27
Overvotes	0		0	0	0		0
Undervotes	1,869		1,437	341	84		7
Precincts Reporting	36 of 36						

REP Sheriff

Vote For 1							
	TOTAL	VOTE %	Election Day	Absentee	Absentee	Provisional	
					Mail		
Doug Timmerman	6,427	100.00%	4,822	1,351	223		31
Total Votes Cast	6,427	100.00%	4,822	1,351	223		31
Overvotes	0		0	0	0		0
Undervotes	1,279		982	230	64		3
Precincts Reporting	36 of 36						

REP County Recorder

Vote For 1							
	TOTAL	VOTE %	Election Day	Absentee	Absentee	Provisional	
					Mail		
Julie Peel	5,686	100.00%	4,250	1,211	200		25
Total Votes Cast	5,686	100.00%	4,250	1,211	200		25
Overvotes	0		0	0	0		0
Undervotes	2,020		1,554	370	87		9
Precincts Reporting	36 of 36						

REP County Treasurer

Vote For 1							
	TOTAL	VOTE %	Election Day	Absentee	Absentee	Provisional	
					Mail		
David E. Wolters	6,033	100.00%	4,513	1,268	225		27
Total Votes Cast	6,033	100.00%	4,513	1,268	225		27
Overvotes	0		0	0	0		0
Undervotes	1,673		1,291	313	62		7
Precincts Reporting	36 of 36						

REP County Engineer

Vote For 1							
	TOTAL	VOTE %	Election Day	Absentee	Absentee	Provisional	
					Mail		
Jim Wiechart	5,880	100.00%	4,389	1,247	217		27
Total Votes Cast	5,880	100.00%	4,389	1,247	217		27
Overvotes	0		0	0	0		0
Undervotes	1,826		1,415	334	70		7
Precincts Reporting	36 of 36						

REP Coroner

Vote For 1							
	TOTAL	VOTE %	Election Day	Absentee	Absentee	Provisional	
					Mail		
Timothy A. Heinrichs	6,031	100.00%	4,516	1,271	218		26
Total Votes Cast	6,031	100.00%	4,516	1,271	218		26
Overvotes	0		0	0	0		0
Undervotes	1,675		1,288	310	69		8
Precincts Reporting	36 of 36						

REP Member of County Central Committee Celina A

Vote For 1							
	TOTAL	VOTE %	Election Day	Absentee	Absentee	Provisional	
					Mail		
Thomas R. Sanford	153	100.00%	89	58	6		0
Total Votes Cast	153	100.00%	89	58	6		0
Overvotes	0		0	0	0		0
Undervotes	51		33	17	1		0
Precincts Reporting	1 of 1						

REP Member of County Central Committee Celina B

Vote For 1							
	TOTAL	VOTE %	Election Day	Absentee	Absentee	Provisional	
					Mail		
Toni K. Slusser	144	100.00%	97	31	16		0
Total Votes Cast	144	100.00%	97	31	16		0
Overvotes	0		0	0	0		0
Undervotes	41		27	7	6		1
Precincts Reporting	1 of 1						

REP Member of County Central Committee Celina C

Vote For 1							
	TOTAL	VOTE %	Election Day	Absentee	Absentee	Provisional	
					Mail		
Eric Baltzell	160	100.00%	107	49	4		0
Total Votes Cast	160	100.00%	107	49	4		0
Overvotes	0		0	0	0		0
Undervotes	35		19	12	4		0
Precincts Reporting	1 of 1						

REP Member of County Central Committee Celina D

Vote For 1							
	TOTAL	VOTE %	Election Day	Absentee	Absentee	Provisional	
					Mail		
Jeffrey Hazel	90	100.00%	65	21	4		0
Total Votes Cast	90	100.00%	65	21	4		0
Overvotes	0		0	0	0		0
Undervotes	34		24	10	0		0
Precincts Reporting	1 of 1						

REP Member of County Central Committee Celina E

Vote For 1							
	TOTAL	VOTE %	Election Day	Absentee	Absentee Mail	Provisional	
Chris Doseck	88	100.00%	52	33	2	1	
Total Votes Cast	88	100.00%	52	33	2	1	
Overvotes	0		0	0	0	0	
Undervotes	17		11	5	1	0	
Precincts Reporting	1 of 1						

REP Member of County Central Committee Celina F

Vote For 1							
	TOTAL	VOTE %	Election Day	Absentee	Absentee Mail	Provisional	
John Lessick	100	100.00%	73	23	3	1	
Total Votes Cast	100	100.00%	73	23	3	1	
Overvotes	0		0	0	0	0	
Undervotes	14		12	2	0	0	
Precincts Reporting	1 of 1						

REP Member of County Central Committee Celina G

Vote For 1							
	TOTAL	VOTE %	Election Day	Absentee	Absentee Mail	Provisional	
Tom Rable	78	100.00%	47	29	0	2	
Total Votes Cast	78	100.00%	47	29	0	2	
Overvotes	0		0	0	0	0	
Undervotes	21		18	3	0	0	
Precincts Reporting	1 of 1						

REP Member of County Central Committee Celina H

Vote For 1							
	TOTAL	VOTE %	Election Day	Absentee	Absentee Mail	Provisional	
Craig Bruns	132	100.00%	76	52	4	0	
Total Votes Cast	132	100.00%	76	52	4	0	
Overvotes	0		0	0	0	0	
Undervotes	36		23	13	0	0	
Precincts Reporting	1 of 1						

REP Member of County Central Committee East Jefferson North

Vote For 1							
	TOTAL	VOTE %	Election Day	Absentee	Absentee Mail	Provisional	
No Valid Petition Filed	0		0	0	0	0	
Total Votes Cast	0		0	0	0	0	
Overvotes	0		0	0	0	0	
Undervotes	108		72	32	4	0	
Precincts Reporting	1 of 1						

REP Member of County Central Committee East Jefferson South

Vote For 1							
	TOTAL	VOTE %	Election Day	Absentee	Absentee Mail	Provisional	
Mark King	112	100.00%	67	38	7	0	
Total Votes Cast	112	100.00%	67	38	7	0	
Overvotes	0		0	0	0	0	
Undervotes	39		27	11	1	0	
Precincts Reporting	1 of 1						

REP Member of County Central Committee West Jefferson

Vote For 1							
	TOTAL	VOTE %	Election Day	Absentee	Absentee Mail	Provisional	
Travis Faber	146	100.00%	100	39	5	2	
Total Votes Cast	146	100.00%	100	39	5	2	
Overvotes	0		0	0	0	0	
Undervotes	56		41	12	3	0	
Precincts Reporting	1 of 1						

REP Member of County Central Committee Center Township

Vote For 1							
	TOTAL	VOTE %	Election Day	Absentee	Absentee Mail	Provisional	
Luke VanTilburg	135	100.00%	106	25	4	0	
Total Votes Cast	135	100.00%	106	25	4	0	
Overvotes	0		0	0	0	0	
Undervotes	37		27	9	1	0	
Precincts Reporting	1 of 1						

REP Member of County Central Committee Coldwater West

Vote For 1							
	TOTAL	VOTE %	Election Day	Absentee	Absentee Mail	Provisional	
Samantha Timmerman	352	100.00%	257	85	6	4	
Total Votes Cast	352	100.00%	257	85	6	4	
Overvotes	0		0	0	0	0	
Undervotes	154		118	28	8	0	
Precincts Reporting	1 of 1						

REP Member of County Central Committee Coldwater Central

Vote For 1							
	TOTAL	VOTE %	Election Day	Absentee	Absentee Mail	Provisional	
No Valid Petition Filed	0		0	0	0	0	
Total Votes Cast	0		0	0	0	0	
Overvotes	0		0	0	0	0	
Undervotes	385		266	76	36	7	
Precincts Reporting	1 of 1						

REP Member of County Central Committee Coldwater Northeast

Vote For 1							
	TOTAL	VOTE %	Election Day	Absentee	Absentee Mail	Provisional	
Cassandra Helentjaris	215	100.00%	171	39	3	2	
Total Votes Cast	215	100.00%	171	39	3	2	
Overvotes	0		0	0	0	0	
Undervotes	81		62	16	1	2	
Precincts Reporting	1 of 1						

REP Member of County Central Committee Coldwater Southeast

Vote For 1							
	TOTAL	VOTE %	Election Day	Absentee	Absentee Mail	Provisional	
Greg M. Bruns	263	100.00%	208	47	6	2	
Total Votes Cast	263	100.00%	208	47	6	2	
Overvotes	0		0	0	0	0	
Undervotes	67		48	18	0	1	
Precincts Reporting	1 of 1						

REP Member of County Central Committee Butler East

Vote For 1							
	TOTAL	VOTE %	Election Day	Absentee	Absentee Mail	Provisional	
Jared Ebbing	241	100.00%	156	77	5	3	
Total Votes Cast	241	100.00%	156	77	5	3	
Overvotes	0		0	0	0	0	
Undervotes	73		55	18	0	0	
Precincts Reporting	1 of 1						

REP Member of County Central Committee Butler West

Vote For 1							
	TOTAL	VOTE %	Election Day	Absentee	Absentee Mail	Provisional	
Robert J. Hibner	292	100.00%	222	64	5	1	
Total Votes Cast	292	100.00%	222	64	5	1	
Overvotes	0		0	0	0	0	
Undervotes	111		88	20	3	0	
Precincts Reporting	1 of 1						

REP Member of County Central Committee St. Henry North

Vote For 1							
	TOTAL	VOTE %	Election Day	Absentee	Absentee Mail	Provisional	
Jeffrey M. Garman	254	100.00%	205	36	13	0	
Total Votes Cast	254	100.00%	205	36	13	0	
Overvotes	0		0	0	0	0	
Undervotes	57		47	4	6	0	
Precincts Reporting	1 of 1						

REP Member of County Central Committee St. Henry South

Vote For 1						
	TOTAL	VOTE %	Election Day	Absentee	Absentee Mail	Provisional
No Valid Petition Filed	0		0	0	0	0
Total Votes Cast	0		0	0	0	0
Overvotes	0		0	0	0	0
Undervotes	168		135	28	5	0
Precincts Reporting	1 of 1					

REP Member of County Central Committee Granville East

Vote For 1						
	TOTAL	VOTE %	Election Day	Absentee	Absentee Mail	Provisional
No Valid Petition Filed	0		0	0	0	0
Total Votes Cast	0		0	0	0	0
Overvotes	0		0	0	0	0
Undervotes	141		122	11	7	1
Precincts Reporting	1 of 1					

REP Member of County Central Committee Granville West

Vote For 1						
	TOTAL	VOTE %	Election Day	Absentee	Absentee Mail	Provisional
Jason Horstman	145	100.00%	125	17	3	0
Total Votes Cast	145	100.00%	125	17	3	0
Overvotes	0		0	0	0	0
Undervotes	50		37	5	8	0
Precincts Reporting	1 of 1					

REP Member of County Central Committee Ft. Recovery Village

Vote For 1						
	TOTAL	VOTE %	Election Day	Absentee	Absentee Mail	Provisional
Matthew Minor	169	100.00%	146	15	7	1
Total Votes Cast	169	100.00%	146	15	7	1
Overvotes	0		0	0	0	0
Undervotes	34		31	3	0	0
Precincts Reporting	1 of 1					

REP Member of County Central Committee Gibson Township

Vote For 1						
	TOTAL	VOTE %	Election Day	Absentee	Absentee Mail	Provisional
Thomas E. Zitter	159	100.00%	145	11	3	0
Total Votes Cast	159	100.00%	145	11	3	0
Overvotes	0		0	0	0	0
Undervotes	26		25	1	0	0
Precincts Reporting	1 of 1					

REP Member of County Central Committee Recovery Township

Vote For 1							
	TOTAL	VOTE %	Election Day	Absentee	Absentee	Provisional	
					Mail		
Todd B. Homan	199	100.00%	181	17	1	0	
Total Votes Cast	199	100.00%	181	17	1	0	
Overvotes	0		0	0	0	0	
Undervotes	50		47	0	3	0	
Precincts Reporting	1 of 1						

REP Member of County Central Committee Rockford Village

Vote For 1							
	TOTAL	VOTE %	Election Day	Absentee	Absentee	Provisional	
					Mail		
Betty DuBry	71	100.00%	59	9	3	0	
Total Votes Cast	71	100.00%	59	9	3	0	
Overvotes	0		0	0	0	0	
Undervotes	13		12	0	1	0	
Precincts Reporting	1 of 1						

REP Member of County Central Committee Dublin Township

Vote For 1							
	TOTAL	VOTE %	Election Day	Absentee	Absentee	Provisional	
					Mail		
Julie Peel	121	100.00%	100	15	6	0	
Total Votes Cast	121	100.00%	100	15	6	0	
Overvotes	0		0	0	0	0	
Undervotes	24		18	6	0	0	
Precincts Reporting	1 of 1						

REP Member of County Central Committee Mendon-Union

Vote For 1							
	TOTAL	VOTE %	Election Day	Absentee	Absentee	Provisional	
					Mail		
Jim Wiechart	136	100.00%	84	37	15	0	
Total Votes Cast	136	100.00%	84	37	15	0	
Overvotes	0		0	0	0	0	
Undervotes	16		11	5	0	0	
Precincts Reporting	1 of 1						

REP Member of County Central Committee Marion East

Vote For 1							
	TOTAL	VOTE %	Election Day	Absentee	Absentee	Provisional	
					Mail		
No Valid Petition Filed	0		0	0	0	0	
Total Votes Cast	0		0	0	0	0	
Overvotes	0		0	0	0	0	
Undervotes	314		278	32	4	0	
Precincts Reporting	1 of 1						

REP Member of County Central Committee Marion West

Vote For 1							
	TOTAL	VOTE %	Election Day	Absentee	Absentee	Provisional	
					Mail		
David Buschur	255	100.00%	224	23	8	0	
Total Votes Cast	255	100.00%	224	23	8	0	
Overvotes	0		0	0	0	0	
Undervotes	42		38	3	1	0	
Precincts Reporting	1 of 1						

REP Member of County Central Committee Franklin East

Vote For 1							
	TOTAL	VOTE %	Election Day	Absentee	Absentee	Provisional	
					Mail		
Randall E. Grapner	201	100.00%	160	36	3	2	
Total Votes Cast	201	100.00%	160	36	3	2	
Overvotes	0		0	0	0	0	
Undervotes	48		43	5	0	0	
Precincts Reporting	1 of 1						

REP Member of County Central Committee Hopewell Township

Vote For 1							
	TOTAL	VOTE %	Election Day	Absentee	Absentee	Provisional	
					Mail		
Garrett Hellwarth	134	100.00%	67	59	7	1	
Total Votes Cast	134	100.00%	67	59	7	1	
Overvotes	0		0	0	0	0	
Undervotes	27		13	14	0	0	
Precincts Reporting	1 of 1						

REP Member of County Central Committee Liberty Township

Vote For 1							
	TOTAL	VOTE %	Election Day	Absentee	Absentee	Provisional	
					Mail		
No Valid Petition Filed	0		0	0	0	0	
Total Votes Cast	0		0	0	0	0	
Overvotes	0		0	0	0	0	
Undervotes	130		81	41	8	0	
Precincts Reporting	1 of 1						

REP Member of County Central Committee Washington Township

Vote For 1							
	TOTAL	VOTE %	Election Day	Absentee	Absentee	Provisional	
					Mail		
Jeff Grey	230	100.00%	156	62	12	0	
Total Votes Cast	230	100.00%	156	62	12	0	
Overvotes	0		0	0	0	0	
Undervotes	39		27	11	1	0	
Precincts Reporting	1 of 1						

REP Member of County Central Committee Blackcreek Township

Vote For 1							
	TOTAL	VOTE %	Election Day	Absentee	Absentee Mail	Provisional	
E. Elaine Geyer	52	100.00%	39	12	1	0	
Total Votes Cast	52	100.00%	39	12	1	0	
Overvotes	0		0	0	0	0	
Undervotes	11		11	0	0	0	
Precincts Reporting	1 of 1						

REP Member of County Central Committee Franklin West

Vote For 1							
	TOTAL	VOTE %	Election Day	Absentee	Absentee Mail	Provisional	
Stephanie Kremer	256	95.17%	216	31	9	0	
Write-In Totals	13	4.83%	12	0	1	0	
Write-In: David W. Axe	12	4.46%	12	0	0	0	
Not Assigned	1	0.37%	0	0	1	0	
Total Votes Cast	269	100.00%	228	31	10	0	
Overvotes	0		0	0	0	0	
Undervotes	60		45	13	2	0	
Precincts Reporting	1 of 1						

Proposed Replacement of Income Tax 1.75% CWSD

Vote For 1							
	TOTAL	VOTE %	Election Day	Absentee	Absentee Mail	Provisional	
For Replacing the Existing Tax with the New	807	28.86%	550	185	60	12	
Against Replacing the Existing Tax with the	1,989	71.14%	1,503	414	59	13	
Total Votes Cast	2,796	100.00%	2,053	599	119	25	
Overvotes	0		0	0	0	0	
Undervotes	55		25	15	15	0	
Precincts Reporting	11 of 11						

Proposed Tax Levy (Renewal) 4.6 mills St Henry Consolidated Local Schools

Vote For 1							
	TOTAL	VOTE %	Election Day	Absentee	Absentee Mail	Provisional	
For the Tax Levy	604	64.26%	499	74	29	2	
Against the Tax Levy	336	35.74%	261	49	26	0	
Total Votes Cast	940	100.00%	760	123	55	2	
Overvotes	0		0	0	0	0	
Undervotes	38		28	5	4	1	
Precincts Reporting	9 of 9						