

November 5, 2024 General Election
Unofficial Certification of Results
Signature Form

We, the undersigned Members of the Board of Elections of County indicated below, do hereby certify that the Unofficial Results of the Election (county specific and most-populous, if applicable) submitted to the Secretary of State's Office are valid and accurate, and and the number of absentee voters reconciles with the number of absentee ballots cast and counted.


Mercer
County Name

IN WITNESS WHEREOF, we have subscribed our names officially on the date indicated below:

Nov 5, 2024
Today's Date

Prior to signing this form, please prepare an email to Results@OhioSoS.gov with the following attachments and check them off prior to signing the form ensuring the correct attachments are with the email:


- Summary Report (if a separate report from Group Detail. If this report is unavailable, please contact your vendor)
- Group Detail Report



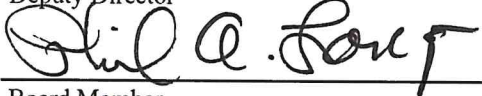
Director



Deputy Director



Board Member



Board Member



Board Member



Board Member

Election Summary with Group Detail Results Report
 General Election
 November 5, 2024

MERCER UNOFFICIAL RESULTS

Mercer County

Statistics

	TOTAL	Election Day	Absentee	Absentee Mail	Provisional
Election Day Precincts Reporting	36 of 36	36	0	0	0
Precincts Complete	0 of 36	0	0	0	0
Precincts Partially Reported	36 of 36	36	0	0	0
Absentee/ Early Precincts Reporting	36 of 36	0	36	36	0
Registered Voters - Total	29,691				
Ballots Cast - Total	23,713	10,640	10,136	2,937	0
Paper Ballots Cast - Total	3,057	35	85	2,937	0
Cards Cast - Total	0	0	0	0	0
Ballots Cast - Blank	0	0	0	0	0
Paper Ballots Cast - Blank	0	0	0	0	0
Cards Cast - Blank	0	0	0	0	0
Voter Turnout - Total	79.87%				

President and Vice President

Vote For 1

	TOTAL	VOTE %	Election Day	Absentee	Absentee Mail	Provisional
NP Richard Duncan and Mitchell Preston Bupp	57	0.24%	28	16	13	0
DEM Kamala D. Harris and Tim Walz	3,831	16.26%	1,197	1,729	905	0
LIB Chase Oliver and Mike ter Maat	72	0.31%	39	21	12	0
OP Peter Sonski and Lauren Onak	44	0.19%	24	14	6	0
Candidate Withdrawn	51	0.22%	25	14	12	0
REP Donald J. Trump and JD Vance	19,483	82.69%	9,247	8,283	1,953	0
Write-In Totals	24	0.10%	12	8	4	0
Write-In: Uncertified Write-In	21	0.09%	10	7	4	0
Write-In: Claudia De la Cruz and Karina Garcia	3	0.01%	2	1	0	0
Write-In: Cherunda Fox and Harlan McVay, Jr	0	0.00%	0	0	0	0
Write-In: Shiva Ayyadurai and Crystal Ellis	0	0.00%	0	0	0	0
Write-In: John Cheng and Wayne Waligorski	0	0.00%	0	0	0	0
Write-In: Chris Garrity and Cody Ballard	0	0.00%	0	0	0	0
Write-In: Brian Kienitz and Christina Johnston	0	0.00%	0	0	0	0
Write-In: Wiliam Nalbach and Willis Butts	0	0.00%	0	0	0	0
Write-In: Jay J. Bowman and De D. Bowman	0	0.00%	0	0	0	0
Write-In: Cornel West and Melina Abdullah	0	0.00%	0	0	0	0
Not Assigned	0	0.00%	0	0	0	0
Overvotes	4		0	0	4	0
Undervotes	147		68	51	28	0
Precincts Reporting	36 of 36					

*Del Kramm
 O K. Sussner
 C. Kelly
 Phil A. Long*

Election Summary with Group Detail Results Report
 General Election
 November 5, 2024

Justice of the Supreme Court (FTC 1-1-2025)

Vote For 1						
	TOTAL	VOTE %	Election Day	Absentee	Absentee Mail	Provisional
DEM Michael P. Donnelly	3,683	16.41%	1,221	1,621	841	0
REP Megan E. Shanahan	18,759	83.59%	8,798	8,065	1,896	0
Overvotes	1		0	0	1	0
Undervotes	1,270		621	450	199	0
Precincts Reporting	36 of 36					

Justice of the Supreme Court (FTC 1-2-2025)

Vote For 1						
	TOTAL	VOTE %	Election Day	Absentee	Absentee Mail	Provisional
REP Joseph T. Deters	18,395	82.92%	8,662	7,884	1,849	0
DEM Melody J. Stewart	3,790	17.08%	1,250	1,659	881	0
Overvotes	1		0	0	1	0
Undervotes	1,527		728	593	206	0
Precincts Reporting	36 of 36					

Justice of the Supreme Court (UTE 12-31-2026)

Vote For 1						
	TOTAL	VOTE %	Election Day	Absentee	Absentee Mail	Provisional
DEM Lisa Forbes	3,806	17.14%	1,272	1,657	877	0
REP Daniel R. Hawkins	18,394	82.86%	8,606	7,923	1,865	0
Overvotes	1		0	0	1	0
Undervotes	1,512		762	556	194	0
Precincts Reporting	36 of 36					

U.S. Senator

Vote For 1						
	TOTAL	VOTE %	Election Day	Absentee	Absentee Mail	Provisional
DEM Sherrod Brown	4,294	18.48%	1,446	1,885	963	0
LIB Don Kissick	690	2.97%	394	219	77	0
REP Bernie Moreno	18,232	78.48%	8,555	7,851	1,826	0
Write-In Totals	15	0.06%	6	7	2	0
Write-In: Uncertified Write-In	13	0.06%	6	5	2	0
Write-In: Stephen Faris	1	0.00%	0	1	0	0
Write-In: Tariq Shabazz	1	0.00%	0	1	0	0
Write-In: Nathan Russell	0	0.00%	0	0	0	0
Write-In: David Allen Pastorius	0	0.00%	0	0	0	0
Not Assigned	0	0.00%	0	0	0	0
Overvotes	3		0	0	3	0
Undervotes	479		239	174	66	0
Precincts Reporting	36 of 36					

Representative to Congress (5th District)

Vote For 1

	TOTAL	VOTE %	Election Day	Absentee	Absentee Mail	Provisional
REP Bob Latta	19,140	85.68%	8,948	8,148	2,044	0
DEM Keith Mundy	3,200	14.32%	986	1,438	776	0
Overvotes	1		0	0	1	0
Undervotes	1,372		706	550	116	0
Precincts Reporting	36 of 36					

State Senator (12th District)

Vote For 1

	TOTAL	VOTE %	Election Day	Absentee	Absentee Mail	Provisional
REP Susan Manchester	19,569	100.00%	9,093	8,343	2,133	0
Overvotes	0		0	0	0	0
Undervotes	4,144		1,547	1,793	804	0
Precincts Reporting	36 of 36					

State Representative (84th District)

Vote For 1

	TOTAL	VOTE %	Election Day	Absentee	Absentee Mail	Provisional
DEM Arieenne Childrey	3,337	14.65%	1,072	1,536	729	0
REP Angie King	19,434	85.35%	9,095	8,252	2,087	0
Overvotes	3		0	0	3	0
Undervotes	939		473	348	118	0
Precincts Reporting	36 of 36					

Judge of the Court of Appeals (3rd District) (FTC 2-9-2025)

Vote For 1

	TOTAL	VOTE %	Election Day	Absentee	Absentee Mail	Provisional
REP John R. Willamowski	19,242	100.00%	8,939	8,209	2,094	0
Overvotes	0		0	0	0	0
Undervotes	4,471		1,701	1,927	843	0
Precincts Reporting	36 of 36					

County Commissioner (FTC 1-2-2025)

Vote For 1

	TOTAL	VOTE %	Election Day	Absentee	Absentee Mail	Provisional
REP Brian C. Miller	19,480	100.00%	9,017	8,341	2,122	0
Overvotes	0		0	0	0	0
Undervotes	4,233		1,623	1,795	815	0
Precincts Reporting	36 of 36					

County Commissioner (FTC 1-3-2025)

Vote For 1

	TOTAL	VOTE %	Election Day	Absentee	Absentee Mail	Provisional
REP Rick P. Muhlenkamp	19,445	100.00%	9,045	8,273	2,127	0
Overvotes	0		0	0	0	0
Undervotes	4,268		1,595	1,863	810	0
Precincts Reporting	36 of 36					

County Prosecuting Attorney

Vote For 1

	TOTAL	VOTE %	Election Day	Absentee	Absentee Mail	Provisional
REP Erin M. Minor	19,465	100.00%	8,977	8,335	2,153	0
Overvotes	0		0	0	0	0
Undervotes	4,248		1,663	1,801	784	0
Precincts Reporting	36 of 36					

Clerk of Courts

Vote For 1

	TOTAL	VOTE %	Election Day	Absentee	Absentee Mail	Provisional
REP Calvin W. Freeman	19,603	100.00%	9,022	8,402	2,179	0
Overvotes	0		0	0	0	0
Undervotes	4,110		1,618	1,734	758	0
Precincts Reporting	36 of 36					

County Sheriff

Vote For 1

	TOTAL	VOTE %	Election Day	Absentee	Absentee Mail	Provisional
REP Doug Timmerman	20,081	100.00%	9,245	8,576	2,260	0
Overvotes	0		0	0	0	0
Undervotes	3,632		1,395	1,560	677	0
Precincts Reporting	36 of 36					

County Recorder

Vote For 1

	TOTAL	VOTE %	Election Day	Absentee	Absentee Mail	Provisional
REP Julie Peel	19,301	100.00%	8,890	8,252	2,159	0
Overvotes	0		0	0	0	0
Undervotes	4,412		1,750	1,884	778	0
Precincts Reporting	36 of 36					

County Treasurer

Vote For 1

	TOTAL	VOTE %	Election Day	Absentee	Absentee Mail	Provisional
REP David E. Wolters	19,563	100.00%	8,989	8,367	2,207	0
Overvotes	0		0	0	0	0
Undervotes	4,150		1,651	1,769	730	0
Precincts Reporting	36 of 36					

County Engineer

Vote For 1

	TOTAL	VOTE %	Election Day	Absentee	Absentee Mail	Provisional
REP Jim Wiechart	19,326	100.00%	8,866	8,270	2,190	0
Overvotes	0		0	0	0	0
Undervotes	4,387		1,774	1,866	747	0
Precincts Reporting	36 of 36					

Election Summary with Group Detail Results Report
 General Election
 November 5, 2024

MERCER UNOFFICIAL RESULTS

Mercer County

County Coroner

Vote For 1						
	TOTAL	VOTE %	Election Day	Absentee	Absentee Mail	Provisional
REP Timothy A. Heinrichs	19,489	100.00%	8,927	8,314	2,248	0
Overvotes	0		0	0	0	0
Undervotes	4,224		1,713	1,822	689	0
Precincts Reporting	36 of 36					

State Board of Education (1st District)

Vote For 1						
	TOTAL	VOTE %	Election Day	Absentee	Absentee Mail	Provisional
Kristie Reighard	15,551	100.00%	7,313	6,400	1,838	0
Overvotes	0		0	0	0	0
Undervotes	8,162		3,327	3,736	1,099	0
Precincts Reporting	36 of 36					

Issue 1 Proposed Constitutional Amendm

Vote For 1						
	TOTAL	VOTE %	Election Day	Absentee	Absentee Mail	Provisional
YES	5,250	23.09%	2,006	2,338	906	0
NO	17,491	76.91%	8,252	7,422	1,817	0
Overvotes	1		0	0	1	0
Undervotes	971		382	376	213	0
Precincts Reporting	36 of 36					

Proposed Income Tax Village of Coldwater

Vote For 1						
	TOTAL	VOTE %	Election Day	Absentee	Absentee Mail	Provisional
FOR THE INCOME TAX	1,390	53.81%	586	587	217	0
AGAINST THE INCOME TAX	1,193	46.19%	577	467	149	0
Overvotes	0		0	0	0	0
Undervotes	121		46	45	30	0
Precincts Reporting	4 of 4					

Proposed Assessment Village of Montezuma (Renewal)

Vote For 1						
	TOTAL	VOTE %	Election Day	Absentee	Absentee Mail	Provisional
FOR THE TAX LEVY	59	69.41%	34	20	5	0
AGAINST THE TAX LEVY	26	30.59%	13	13	0	0
Overvotes	0		0	0	0	0
Undervotes	4		3	1	0	0
Precincts Reporting	1 of 1					

Proposed Tax Levy Township of Butler (Renewal)

Vote For 1	TOTAL	VOTE %	Election Day	Absentee	Absentee Mail	Provisional
FOR THE TAX LEVY	2,365	64.97%	993	1,037	335	0
AGAINST THE TAX LEVY	1,275	35.03%	608	526	141	0
Overvotes	0		0	0	0	0
Undervotes	250		104	99	47	0
Precincts Reporting	6 of 6					

Proposed Tax Levy Township of Center (Renewal)

Vote For 1	TOTAL	VOTE %	Election Day	Absentee	Absentee Mail	Provisional
FOR THE TAX LEVY	332	55.15%	141	162	29	0
AGAINST THE TAX LEVY	270	44.85%	94	152	24	0
Overvotes	0		0	0	0	0
Undervotes	25		10	12	3	0
Precincts Reporting	1 of 1					

Proposed Tax Levy Township of Dublin (Renewal)

Vote For 1	TOTAL	VOTE %	Election Day	Absentee	Absentee Mail	Provisional
FOR THE TAX LEVY	723	68.27%	432	192	99	0
AGAINST THE TAX LEVY	336	31.73%	215	82	39	0
Overvotes	0		0	0	0	0
Undervotes	63		41	13	9	0
Precincts Reporting	2 of 2					

Proposed Tax Levy Township of Hopewell (Renewal)

Vote For 1	TOTAL	VOTE %	Election Day	Absentee	Absentee Mail	Provisional
FOR THE TAX LEVY	358	60.68%	113	188	57	0
AGAINST THE TAX LEVY	232	39.32%	83	117	32	0
Overvotes	0		0	0	0	0
Undervotes	35		12	16	7	0
Precincts Reporting	1 of 1					

Local Liquor Option (By Petition) Township of Union Union Township

Vote For 1	TOTAL	VOTE %	Election Day	Absentee	Absentee Mail	Provisional
YES	519	74.78%	229	217	73	0
NO	175	25.22%	51	81	43	0
Overvotes	0		0	0	0	0
Undervotes	21		13	6	2	0
Precincts Reporting	1 of 1					

Local Liquor Option Sunday Sales (By Petition) Union Township

Vote For 1

	TOTAL	VOTE %	Election Day	Absentee	Absentee Mail	Provisional
YES	482	69.86%	214	204	64	0
NO	208	30.14%	63	93	52	0
Overvotes	0		0	0	0	0
Undervotes	25		16	7	2	0
Precincts Reporting	1 of 1					

Coldwater Exempted Village School District 0.5 Income Tax

Vote For 1

	TOTAL	VOTE %	Election Day	Absentee	Absentee Mail	Provisional
FOR THE TAX	1,945	49.52%	872	801	272	0
AGAINST THE TAX	1,983	50.48%	894	864	225	0
Overvotes	0		0	0	0	0
Undervotes	122		37	44	41	0
Precincts Reporting	11 of 11					

Proposed Tax Levy Mercer County Joint Ambulance District (Additional)

Vote For 1

	TOTAL	VOTE %	Election Day	Absentee	Absentee Mail	Provisional
FOR THE TAX LEVY	11,581	71.11%	4,505	5,547	1,529	0
AGAINST THE TAX LEVY	4,706	28.89%	2,026	2,164	516	0
Overvotes	0		0	0	0	0
Undervotes	629		255	257	117	0
Precincts Reporting	27 of 27					

Proposed Tax Levy Rockford Carnegie Public Library (Renewal)

Vote For 1

	TOTAL	VOTE %	Election Day	Absentee	Absentee Mail	Provisional
FOR THE TAX LEVY	1,339	73.73%	755	390	194	0
AGAINST THE TAX LEVY	477	26.27%	258	146	73	0
Overvotes	0		0	0	0	0
Undervotes	84		48	27	9	0
Precincts Reporting	5 of 5					

Proposed Tax Levy South Central Mercer Fire District (Replacement)

Vote For 1

	TOTAL	VOTE %	Election Day	Absentee	Absentee Mail	Provisional
FOR THE TAX LEVY	1,912	78.81%	1,043	631	238	0
AGAINST THE TAX LEVY	514	21.19%	279	172	63	0
Overvotes	0		0	0	0	0
Undervotes	127		62	35	30	0
Precincts Reporting	4 of 4					