

**May 3, 2022 Primary Election  
Official Certification of Results  
Signature Form**

We, the undersigned Members of the Board of Elections of County indicated below, do hereby certify that the Official Results of the Election (county specific and most-populous, if applicable) submitted to the Secretary of State's Office are valid and accurate, and the number of absentee voters reconciles with the number of absentee ballots cast and counted.

Mercer

County Name

IN WITNESS WHEREOF, we have subscribed our names officially on the date indicated below:

May 24, 2022

Today's Date



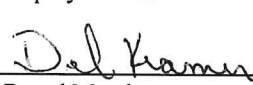
Director



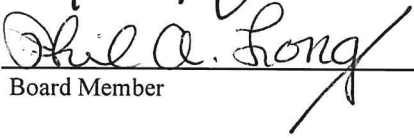
Deputy Director




Board Member



Board Member



Board Member



Board Member

The Board must complete and sign, scan, and email the signed form to [Results@OhioSoS.gov](mailto:Results@OhioSoS.gov) along with the *Official Vote Total Summary Report with Group Detail*.

**Election Summary Results Report**  
**2022 May Primary**  
**May 3, 2022**

**Official Summary Election Results**

**Mercer County, Ohio**

**STATISTICS**

	TOTAL	Election Day	Absentee	Absentee Mail	Provisional
Election Day Precincts Reporting	36 of 36	36	0	0	0
Registered Voters - Total	29,334				
Registered Voters - Democratic	1,684				
Registered Voters - Republican	5,918				
Registered Voters - NONPARTISAN	21,732				
Ballots Cast - Total	9,561	7,873	1,291	323	74
Paper Ballots Cast - Total	423	15	11	323	74
Cards Cast - Total	0	0	0	0	0
Ballots Cast - Democratic	937	610	229	90	8
Paper Ballots Cast - Democratic	103	3	2	90	8
Cards Cast - Democratic	0	0	0	0	0
Ballots Cast - Republican	8,438	7,128	1,028	217	65
Paper Ballots Cast - Republican	303	12	9	217	65
Cards Cast - Republican	0	0	0	0	0
Ballots Cast - NONPARTISAN	186	135	34	16	1
Paper Ballots Cast - NONPARTISAN	17	0	0	16	1
Cards Cast - NONPARTISAN	0	0	0	0	0
Ballots Cast - Blank	0	0	0	0	0
Paper Ballots Cast - Blank	0	0	0	0	0
Cards Cast - Blank	0	0	0	0	0
Voter Turnout - Total	32.59%				
Voter Turnout - Democratic	55.64%				
Voter Turnout - Republican	142.58%				
Voter Turnout - NONPARTISAN	0.86%				

*Del Frame*  
*Cy. Oberhelil*  
*Rita A. Long*  
*K. Munn*

**DEM Governor and Lieutenant Governor**

Vote For 1

	TOTAL	VOTE %	Election Day	Absentee	Absentee Mail	Provisional
Nan Whaley and Cheryl L. Stephens	657	75.60%	401	177	73	6
John Cranley and Teresa Fedor	212	24.40%	152	44	14	2
<b>Total Votes Cast</b>	<b>869</b>	<b>100.00%</b>	<b>553</b>	<b>221</b>	<b>87</b>	<b>8</b>
Overvotes	0		0	0	0	0
Undervotes	68		57	8	3	0
Contest Totals	937		610	229	90	8
Precincts Reporting	36 of 36					

**DEM Attorney General**

Vote For 1

	TOTAL	VOTE %	Election Day	Absentee	Absentee Mail	Provisional
Jeffrey A. Crossman	709	100.00%	446	190	67	6
<b>Total Votes Cast</b>	<b>709</b>	<b>100.00%</b>	<b>446</b>	<b>190</b>	<b>67</b>	<b>6</b>
Overvotes	0		0	0	0	0
Undervotes	228		164	39	23	2
Contest Totals	937		610	229	90	8
Precincts Reporting	36 of 36					

**DEM Auditor of State**

Vote For 1

	TOTAL	VOTE %	Election Day	Absentee	Absentee Mail	Provisional
Taylor Sappington	703	100.00%	440	188	68	7
<b>Total Votes Cast</b>	<b>703</b>	<b>100.00%</b>	<b>440</b>	<b>188</b>	<b>68</b>	<b>7</b>
Overvotes	0		0	0	0	0
Undervotes	234		170	41	22	1
Contest Totals	937		610	229	90	8
Precincts Reporting	36 of 36					

**DEM Secretary of State**

Vote For 1

	TOTAL	VOTE %	Election Day	Absentee	Absentee Mail	Provisional
Chelsea Clark	705	100.00%	442	188	68	7
<b>Total Votes Cast</b>	<b>705</b>	<b>100.00%</b>	<b>442</b>	<b>188</b>	<b>68</b>	<b>7</b>
Overvotes	0		0	0	0	0
Undervotes	232		168	41	22	1
Contest Totals	937		610	229	90	8
Precincts Reporting	36 of 36					

**DEM Treasurer of State**

Vote For 1

	TOTAL	VOTE %	Election Day	Absentee	Absentee Mail	Provisional
Scott Schertzer	697	100.00%	439	183	68	7
<b>Total Votes Cast</b>	<b>697</b>	<b>100.00%</b>	<b>439</b>	<b>183</b>	<b>68</b>	<b>7</b>
Overvotes	0		0	0	0	0
Undervotes	240		171	46	22	1
Contest Totals	937		610	229	90	8
Precincts Reporting	36 of 36					

**DEM Chief Justice of the Supreme Court (FTC 1/1/2023)**

Vote For 1

	TOTAL	VOTE %	Election Day	Absentee	Absentee Mail	Provisional
Jennifer Brunner	740	100.00%	462	197	74	7
<b>Total Votes Cast</b>	<b>740</b>	<b>100.00%</b>	<b>462</b>	<b>197</b>	<b>74</b>	<b>7</b>
Overvotes	0		0	0	0	0
Undervotes	197		148	32	16	1
Contest Totals	937		610	229	90	8
Precincts Reporting	36 of 36					

**Election Summary Results Report**  
**2022 May Primary**  
**May 3, 2022**

**Official Summary Election Results**

**Mercer County, Ohio**

**DEM Justice of the Supreme Court (FTC 1/1/2023)**

Vote For 1

	TOTAL	VOTE %	Election Day	Absentee	Absentee Mail	Provisional
Terri Jamison	670	100.00%	415	178	70	7
<b>Total Votes Cast</b>	<b>670</b>	<b>100.00%</b>	<b>415</b>	<b>178</b>	<b>70</b>	<b>7</b>
Overvotes	0		0	0	0	0
Undervotes	267		195	51	20	1
Contest Totals	937		610	229	90	8
Precincts Reporting	36 of 36					

**DEM Justice of the Supreme Court (FTC 1/2/2023)**

Vote For 1

	TOTAL	VOTE %	Election Day	Absentee	Absentee Mail	Provisional
Marilyn Zayas	625	100.00%	388	165	65	7
<b>Total Votes Cast</b>	<b>625</b>	<b>100.00%</b>	<b>388</b>	<b>165</b>	<b>65</b>	<b>7</b>
Overvotes	0		0	0	0	0
Undervotes	312		222	64	25	1
Contest Totals	937		610	229	90	8
Precincts Reporting	36 of 36					

**DEM U.S. Senator**

Vote For 1

	TOTAL	VOTE %	Election Day	Absentee	Absentee Mail	Provisional
Tim Ryan	649	75.38%	403	179	63	4
Morgan Harper	121	14.05%	87	16	15	3
Traci TJ Johnson	91	10.57%	63	17	10	1
<b>Total Votes Cast</b>	<b>861</b>	<b>100.00%</b>	<b>553</b>	<b>212</b>	<b>88</b>	<b>8</b>
Overvotes	0		0	0	0	0
Undervotes	76		57	17	2	0
Contest Totals	937		610	229	90	8
Precincts Reporting	36 of 36					

**DEM Representative to Congress (5th District)**

Vote For 1

	TOTAL	VOTE %	Election Day	Absentee	Absentee Mail	Provisional
Craig Swartz	563	74.37%	358	138	61	6
Martin Heberling III	194	25.63%	122	51	20	1
<b>Total Votes Cast</b>	<b>757</b>	<b>100.00%</b>	<b>480</b>	<b>189</b>	<b>81</b>	<b>7</b>
Overvotes	1		0	0	1	0
Undervotes	179		130	40	8	1
Contest Totals	937		610	229	90	8
Precincts Reporting	36 of 36					

**DEM Judge of the Court of Appeals (3rd District) (FTC 2/9/2023)**

Vote For 1

	TOTAL	VOTE %	Election Day	Absentee	Absentee Mail	Provisional
No Valid Petition Filed	0		0	0	0	0
<b>Total Votes Cast</b>	<b>0</b>	<b>0.00%</b>	<b>0</b>	<b>0</b>	<b>0</b>	<b>0</b>
Overvotes	0		0	0	0	0
Undervotes	937		610	229	90	8
Contest Totals	937		610	229	90	8
Precincts Reporting	36 of 36					

**DEM Judge of the Court of Appeals (3rd District) (FTC 2/11/2023)**

Vote For 1

	TOTAL	VOTE %	Election Day	Absentee	Absentee Mail	Provisional
No Valid Petition Filed	0		0	0	0	0
<b>Total Votes Cast</b>	<b>0</b>	<b>0.00%</b>	<b>0</b>	<b>0</b>	<b>0</b>	<b>0</b>
Overvotes	0		0	0	0	0
Undervotes	937		610	229	90	8
Contest Totals	937		610	229	90	8
Precincts Reporting	36 of 36					

**DEM Judge of Court of Common Pleas (General Division) (FTC 1/1/2023)**

Vote For 1

	TOTAL	VOTE %	Election Day	Absentee	Absentee Mail	Provisional
No Valid Petition Filed	0		0	0	0	0
<b>Total Votes Cast</b>	<b>0</b>	<b>0.00%</b>	<b>0</b>	<b>0</b>	<b>0</b>	<b>0</b>
Overvotes	0		0	0	0	0
Undervotes	937		610	229	90	8
Contest Totals	937		610	229	90	8
Precincts Reporting	36 of 36					

**DEM County Commissioner**

Vote For 1

	TOTAL	VOTE %	Election Day	Absentee	Absentee Mail	Provisional
Don Holtvoigt	730	100.00%	459	193	73	5
<b>Total Votes Cast</b>	<b>730</b>	<b>100.00%</b>	<b>459</b>	<b>193</b>	<b>73</b>	<b>5</b>
Overvotes	0		0	0	0	0
Undervotes	207		151	36	17	3
Contest Totals	937		610	229	90	8
Precincts Reporting	36 of 36					

**DEM County Auditor**

Vote For 1

	TOTAL	VOTE %	Election Day	Absentee	Absentee Mail	Provisional
No Valid Petition Filed	0		0	0	0	0
<b>Total Votes Cast</b>	<b>0</b>	<b>0.00%</b>	<b>0</b>	<b>0</b>	<b>0</b>	<b>0</b>
Overvotes	0		0	0	0	0
Undervotes	937		610	229	90	8
Contest Totals	937		610	229	90	8
Precincts Reporting	36 of 36					

**DEM Member of County Central Committee CELINA A**

Vote For 1

	TOTAL	VOTE %	Election Day	Absentee	Absentee Mail	Provisional
Cheryl K. Davis	61	100.00%	38	21	2	0
<b>Total Votes Cast</b>	<b>61</b>	<b>100.00%</b>	<b>38</b>	<b>21</b>	<b>2</b>	<b>0</b>
Overvotes	0		0	0	0	0
Undervotes	6		6	0	0	0
Contest Totals	67		44	21	2	0
Precincts Reporting	1 of 1					

**DEM Member of County Central Committee CELINA B**

Vote For 1

	TOTAL	VOTE %	Election Day	Absentee	Absentee Mail	Provisional
Mary L. Wright	48	100.00%	31	12	5	0
<b>Total Votes Cast</b>	<b>48</b>	<b>100.00%</b>	<b>31</b>	<b>12</b>	<b>5</b>	<b>0</b>
Overvotes	0		0	0	0	0
Undervotes	14		10	2	2	0
Contest Totals	62		41	14	7	0
Precincts Reporting	1 of 1					

**DEM Member of County Central Committee CELINA C**

Vote For 1

	TOTAL	VOTE %	Election Day	Absentee	Absentee Mail	Provisional
Phil A. Long	40	100.00%	23	10	6	1
<b>Total Votes Cast</b>	<b>40</b>	<b>100.00%</b>	<b>23</b>	<b>10</b>	<b>6</b>	<b>1</b>
Overvotes	0		0	0	0	0
Undervotes	7		4	3	0	0
Contest Totals	47		27	13	6	1
Precincts Reporting	1 of 1					



**DEM Member of County Central Committee CELINA D**

Vote For 1

	TOTAL	VOTE %	Election Day	Absentee	Absentee Mail	Provisional
Craig Klopffleisch	33	100.00%	23	8	1	1
<b>Total Votes Cast</b>	<b>33</b>	<b>100.00%</b>	<b>23</b>	<b>8</b>	<b>1</b>	<b>1</b>
Overvotes	0		0	0	0	0
Undervotes	8		7	1	0	0
Contest Totals	41		30	9	1	1
Precincts Reporting	1 of 1					

**DEM Member of County Central Committee CELINA E**

Vote For 1

	TOTAL	VOTE %	Election Day	Absentee	Absentee Mail	Provisional
No Valid Petition Filed	0		0	0	0	0
<b>Total Votes Cast</b>	<b>0</b>	<b>0.00%</b>	<b>0</b>	<b>0</b>	<b>0</b>	<b>0</b>
Overvotes	0		0	0	0	0
Undervotes	26		15	10	1	0
Contest Totals	26		15	10	1	0
Precincts Reporting	1 of 1					

**DEM Member of County Central Committee CELINA F**

Vote For 1

	TOTAL	VOTE %	Election Day	Absentee	Absentee Mail	Provisional
Eric M. Lochtefeld	24	100.00%	16	5	1	2
<b>Total Votes Cast</b>	<b>24</b>	<b>100.00%</b>	<b>16</b>	<b>5</b>	<b>1</b>	<b>2</b>
Overvotes	0		0	0	0	0
Undervotes	7		7	0	0	0
Contest Totals	31		23	5	1	2
Precincts Reporting	1 of 1					

**DEM Member of County Central Committee CELINA G**

Vote For 1

	TOTAL	VOTE %	Election Day	Absentee	Absentee Mail	Provisional
Deb Sneddon	34	100.00%	19	8	7	0
<b>Total Votes Cast</b>	<b>34</b>	<b>100.00%</b>	<b>19</b>	<b>8</b>	<b>7</b>	<b>0</b>
Overvotes	0		0	0	0	0
Undervotes	6		5	0	1	0
Contest Totals	40		24	8	8	0
Precincts Reporting	1 of 1					

**DEM Member of County Central Committee CELINA H**

Vote For 1

	TOTAL	VOTE %	Election Day	Absentee	Absentee Mail	Provisional
Margaret M. Flaute	29	100.00%	8	18	3	0
<b>Total Votes Cast</b>	<b>29</b>	<b>100.00%</b>	<b>8</b>	<b>18</b>	<b>3</b>	<b>0</b>
Overvotes	0		0	0	0	0
Undervotes	4		4	0	0	0
Contest Totals	33		12	18	3	0
Precincts Reporting	1 of 1					

**DEM Member of County Central Committee EAST JEFFERSON NORTH**

Vote For 1

	TOTAL	VOTE %	Election Day	Absentee	Absentee Mail	Provisional
No Valid Petition Filed	0		0	0	0	0
<b>Total Votes Cast</b>	<b>0</b>	<b>0.00%</b>	<b>0</b>	<b>0</b>	<b>0</b>	<b>0</b>
Overvotes	0		0	0	0	0
Undervotes	12		4	5	3	0
Contest Totals	12		4	5	3	0
Precincts Reporting	1 of 1					

**DEM Member of County Central Committee EAST JEFFERSON SOUTH**

Vote For 1

	TOTAL	VOTE %	Election Day	Absentee	Absentee Mail	Provisional
Donald C. Holtvoigt	30	100.00%	11	16	3	0
<b>Total Votes Cast</b>	<b>30</b>	<b>100.00%</b>	<b>11</b>	<b>16</b>	<b>3</b>	<b>0</b>
Overvotes	0		0	0	0	0
Undervotes	9		5	1	3	0
Contest Totals	39		16	17	6	0
Precincts Reporting	1 of 1					

**DEM Member of County Central Committee WEST JEFFERSON**

Vote For 1

	TOTAL	VOTE %	Election Day	Absentee	Absentee Mail	Provisional
Pat Franzer	35	100.00%	21	13	1	0
<b>Total Votes Cast</b>	<b>35</b>	<b>100.00%</b>	<b>21</b>	<b>13</b>	<b>1</b>	<b>0</b>
Overvotes	0		0	0	0	0
Undervotes	2		1	1	0	0
Contest Totals	37		22	14	1	0
Precincts Reporting	1 of 1					

**DEM Member of County Central Committee CENTER TOWNSHIP**

Vote For 1

	TOTAL	VOTE %	Election Day	Absentee	Absentee Mail	Provisional
Brenda VanTilburg	29	100.00%	20	7	2	0
<b>Total Votes Cast</b>	<b>29</b>	<b>100.00%</b>	<b>20</b>	<b>7</b>	<b>2</b>	<b>0</b>
Overvotes	0		0	0	0	0
Undervotes	3		1	0	2	0
Contest Totals	32		21	7	4	0
Precincts Reporting	1 of 1					

**DEM Member of County Central Committee COLDWATER WEST**

Vote For 1

	TOTAL	VOTE %	Election Day	Absentee	Absentee Mail	Provisional
No Valid Petition Filed	0		0	0	0	0
<b>Total Votes Cast</b>	<b>0</b>	<b>0.00%</b>	<b>0</b>	<b>0</b>	<b>0</b>	<b>0</b>
Overvotes	0		0	0	0	0
Undervotes	38		27	6	4	1
Contest Totals	38		27	6	4	1
Precincts Reporting	1 of 1					

**DEM Member of County Central Committee COLDWATER CENTRAL**

Vote For 1

	TOTAL	VOTE %	Election Day	Absentee	Absentee Mail	Provisional
No Valid Petition Filed	0		0	0	0	0
<b>Total Votes Cast</b>	<b>0</b>	<b>0.00%</b>	<b>0</b>	<b>0</b>	<b>0</b>	<b>0</b>
Overvotes	0		0	0	0	0
Undervotes	31		24	3	4	0
Contest Totals	31		24	3	4	0
Precincts Reporting	1 of 1					

**DEM Member of County Central Committee COLDWATER NORTHEAST**

Vote For 1

	TOTAL	VOTE %	Election Day	Absentee	Absentee Mail	Provisional
Melvin Steinbrunner	25	100.00%	19	2	4	0
<b>Total Votes Cast</b>	<b>25</b>	<b>100.00%</b>	<b>19</b>	<b>2</b>	<b>4</b>	<b>0</b>
Overvotes	0		0	0	0	0
Undervotes	6		6	0	0	0
Contest Totals	31		25	2	4	0
Precincts Reporting	1 of 1					

**DEM Member of County Central Committee COLDWATER SOUTHEAST**

Vote For 1

	TOTAL	VOTE %	Election Day	Absentee	Absentee Mail	Provisional
No Valid Petition Filed	0		0	0	0	0
<b>Total Votes Cast</b>	<b>0</b>	<b>0.00%</b>	<b>0</b>	<b>0</b>	<b>0</b>	<b>0</b>
Overvotes	0		0	0	0	0
Undervotes	23		17	3	3	0
Contest Totals	23		17	3	3	0
Precincts Reporting	1 of 1					

**DEM Member of County Central Committee BUTLER EAST**

Vote For 1

	TOTAL	VOTE %	Election Day	Absentee	Absentee Mail	Provisional
No Valid Petition Filed	0		0	0	0	0
<b>Total Votes Cast</b>	<b>0</b>	<b>0.00%</b>	<b>0</b>	<b>0</b>	<b>0</b>	<b>0</b>
Overvotes	0		0	0	0	0
Undervotes	10		8	2	0	0
Contest Totals	10		8	2	0	0
Precincts Reporting	1 of 1					

**DEM Member of County Central Committee BUTLER WEST**

Vote For 1

	TOTAL	VOTE %	Election Day	Absentee	Absentee Mail	Provisional
No Valid Petition Filed	0		0	0	0	0
<b>Total Votes Cast</b>	<b>0</b>	<b>0.00%</b>	<b>0</b>	<b>0</b>	<b>0</b>	<b>0</b>
Overvotes	0		0	0	0	0
Undervotes	24		15	6	3	0
Contest Totals	24		15	6	3	0
Precincts Reporting	1 of 1					

**DEM Member of County Central Committee ST. HENRY NORTH**

Vote For 1

	TOTAL	VOTE %	Election Day	Absentee	Absentee Mail	Provisional
No Valid Petition Filed	0		0	0	0	0
<b>Total Votes Cast</b>	<b>0</b>	<b>0.00%</b>	<b>0</b>	<b>0</b>	<b>0</b>	<b>0</b>
Overvotes	0		0	0	0	0
Undervotes	18		16	1	1	0
Contest Totals	18		16	1	1	0
Precincts Reporting	1 of 1					

**DEM Member of County Central Committee ST. HENRY SOUTH**

Vote For 1

	TOTAL	VOTE %	Election Day	Absentee	Absentee Mail	Provisional
No Valid Petition Filed	0		0	0	0	0
<b>Total Votes Cast</b>	<b>0</b>	<b>0.00%</b>	<b>0</b>	<b>0</b>	<b>0</b>	<b>0</b>
Overvotes	0		0	0	0	0
Undervotes	21		14	3	4	0
Contest Totals	21		14	3	4	0
Precincts Reporting	1 of 1					

**DEM Member of County Central Committee GRANVILLE EAST**

Vote For 1

	TOTAL	VOTE %	Election Day	Absentee	Absentee Mail	Provisional
No Valid Petition Filed	0		0	0	0	0
<b>Total Votes Cast</b>	<b>0</b>	<b>0.00%</b>	<b>0</b>	<b>0</b>	<b>0</b>	<b>0</b>
Overvotes	0		0	0	0	0
Undervotes	4		3	0	1	0
Contest Totals	4		3	0	1	0
Precincts Reporting	1 of 1					

**DEM Member of County Central Committee GRANVILLE WEST**

Vote For 1

	TOTAL	VOTE %	Election Day	Absentee	Absentee Mail	Provisional
No Valid Petition Filed	0		0	0	0	0
<b>Total Votes Cast</b>	<b>0</b>	<b>0.00%</b>	<b>0</b>	<b>0</b>	<b>0</b>	<b>0</b>
Overvotes	0		0	0	0	0
Undervotes	3		2	0	1	0
Contest Totals	3		2	0	1	0
Precincts Reporting	1 of 1					

**DEM Member of County Central Committee FT.RECOVERY VILLAGE**

Vote For 1

	TOTAL	VOTE %	Election Day	Absentee	Absentee Mail	Provisional
Leslie A. Wenning	25	100.00%	20	1	4	0
<b>Total Votes Cast</b>	<b>25</b>	<b>100.00%</b>	<b>20</b>	<b>1</b>	<b>4</b>	<b>0</b>
Overvotes	0		0	0	0	0
Undervotes	6		3	2	0	1
Contest Totals	31		23	3	4	1
Precincts Reporting	1 of 1					

**DEM Member of County Central Committee GIBSON TOWNSHIP**

Vote For 1

	TOTAL	VOTE %	Election Day	Absentee	Absentee Mail	Provisional
No Valid Petition Filed	0		0	0	0	0
<b>Total Votes Cast</b>	<b>0</b>	<b>0.00%</b>	<b>0</b>	<b>0</b>	<b>0</b>	<b>0</b>
Overvotes	0		0	0	0	0
Undervotes	6		6	0	0	0
Contest Totals	6		6	0	0	0
Precincts Reporting	1 of 1					

**DEM Member of County Central Committee RECOVERY TOWNSHIP**

Vote For 1

	TOTAL	VOTE %	Election Day	Absentee	Absentee Mail	Provisional
No Valid Petition Filed	0		0	0	0	0
<b>Total Votes Cast</b>	<b>0</b>	<b>0.00%</b>	<b>0</b>	<b>0</b>	<b>0</b>	<b>0</b>
Overvotes	0		0	0	0	0
Undervotes	3		2	1	0	0
Contest Totals	3		2	1	0	0
Precincts Reporting	1 of 1					

**DEM Member of County Central Committee ROCKFORD VILLAGE**

Vote For 1

	TOTAL	VOTE %	Election Day	Absentee	Absentee Mail	Provisional
Keith Rutledge	19	100.00%	13	3	3	0
<b>Total Votes Cast</b>	<b>19</b>	<b>100.00%</b>	<b>13</b>	<b>3</b>	<b>3</b>	<b>0</b>
Overvotes	0		0	0	0	0
Undervotes	5		4	1	0	0
Contest Totals	24		17	4	3	0
Precincts Reporting	1 of 1					

**DEM Member of County Central Committee DUBLIN TOWNSHIP**

Vote For 1

	TOTAL	VOTE %	Election Day	Absentee	Absentee Mail	Provisional
No Valid Petition Filed	0		0	0	0	0
<b>Total Votes Cast</b>	<b>0</b>	<b>0.00%</b>	<b>0</b>	<b>0</b>	<b>0</b>	<b>0</b>
Overvotes	0		0	0	0	0
Undervotes	16		13	3	0	0
Contest Totals	16		13	3	0	0
Precincts Reporting	1 of 1					



**Election Summary Results Report**  
**2022 May Primary**  
**May 3, 2022**

**Official Summary Election Results**

**Mercer County, Ohio**

**DEM Member of County Central Committee MENDON-UNION**

Vote For 1

	TOTAL	VOTE %	Election Day	Absentee	Absentee Mail	Provisional
No Valid Petition Filed	0		0	0	0	0
<b>Total Votes Cast</b>	<b>0</b>	<b>0.00%</b>	<b>0</b>	<b>0</b>	<b>0</b>	<b>0</b>
Overvotes	0		0	0	0	0
Undervotes	18		13	3	2	0
Contest Totals	18		13	3	2	0
Precincts Reporting	1 of 1					

**DEM Member of County Central Committee MARION EAST**

Vote For 1

	TOTAL	VOTE %	Election Day	Absentee	Absentee Mail	Provisional
No Valid Petition Filed	0		0	0	0	0
<b>Total Votes Cast</b>	<b>0</b>	<b>0.00%</b>	<b>0</b>	<b>0</b>	<b>0</b>	<b>0</b>
Overvotes	0		0	0	0	0
Undervotes	19		12	7	0	0
Contest Totals	19		12	7	0	0
Precincts Reporting	1 of 1					

**DEM Member of County Central Committee MARION WEST**

Vote For 1

	TOTAL	VOTE %	Election Day	Absentee	Absentee Mail	Provisional
No Valid Petition Filed	0		0	0	0	0
<b>Total Votes Cast</b>	<b>0</b>	<b>0.00%</b>	<b>0</b>	<b>0</b>	<b>0</b>	<b>0</b>
Overvotes	0		0	0	0	0
Undervotes	18		11	6	0	1
Contest Totals	18		11	6	0	1
Precincts Reporting	1 of 1					

**DEM Member of County Central Committee FRANKLIN EAST**

Vote For 1

	TOTAL	VOTE %	Election Day	Absentee	Absentee Mail	Provisional
No Valid Petition Filed	0		0	0	0	0
<b>Total Votes Cast</b>	<b>0</b>	<b>0.00%</b>	<b>0</b>	<b>0</b>	<b>0</b>	<b>0</b>
Overvotes	0		0	0	0	0
Undervotes	33		23	8	2	0
Contest Totals	33		23	8	2	0
Precincts Reporting	1 of 1					

**DEM Member of County Central Committee FRANKLIN WEST**

Vote For 1

	TOTAL	VOTE %	Election Day	Absentee	Absentee Mail	Provisional
No Valid Petition Filed	0		0	0	0	0
<b>Total Votes Cast</b>	<b>0</b>	<b>0.00%</b>	<b>0</b>	<b>0</b>	<b>0</b>	<b>0</b>
Overvotes	0		0	0	0	0
Undervotes	43		31	10	2	0
Contest Totals	43		31	10	2	0
Precincts Reporting	1 of 1					

**DEM Member of County Central Committee HOPEWELL TOWNSHIP**

Vote For 1

	TOTAL	VOTE %	Election Day	Absentee	Absentee Mail	Provisional
Thomas A. Mosier	18	100.00%	7	4	6	1
<b>Total Votes Cast</b>	<b>18</b>	<b>100.00%</b>	<b>7</b>	<b>4</b>	<b>6</b>	<b>1</b>
Overvotes	0		0	0	0	0
Undervotes	2		0	2	0	0
Contest Totals	20		7	6	6	1
Precincts Reporting	1 of 1					

**DEM Member of County Central Committee LIBERTY TOWNSHIP**

Vote For 1

	TOTAL	VOTE %	Election Day	Absentee	Absentee Mail	Provisional
David D. Linn	8	100.00%	4	3	1	0
<b>Total Votes Cast</b>	<b>8</b>	<b>100.00%</b>	<b>4</b>	<b>3</b>	<b>1</b>	<b>0</b>
Overvotes	0		0	0	0	0
Undervotes	4		3	0	1	0
Contest Totals	12		7	3	2	0
Precincts Reporting	1 of 1					

**DEM Member of County Central Committee WASHINGTON TOWNSHIP**

Vote For 1

	TOTAL	VOTE %	Election Day	Absentee	Absentee Mail	Provisional
No Valid Petition Filed	0		0	0	0	0
<b>Total Votes Cast</b>	<b>0</b>	<b>0.00%</b>	<b>0</b>	<b>0</b>	<b>0</b>	<b>0</b>
Overvotes	0		0	0	0	0
Undervotes	13		6	7	0	0
Contest Totals	13		6	7	0	0
Precincts Reporting	1 of 1					

**DEM Member of County Central Committee BLACKCREEK TOWNSHIP**

Vote For 1

	TOTAL	VOTE %	Election Day	Absentee	Absentee Mail	Provisional
No Valid Petition Filed	0		0	0	0	0
<b>Total Votes Cast</b>	<b>0</b>	<b>0.00%</b>	<b>0</b>	<b>0</b>	<b>0</b>	<b>0</b>
Overvotes	0		0	0	0	0
Undervotes	11		9	1	1	0
Contest Totals	11		9	1	1	0
Precincts Reporting	1 of 1					

**Election Summary Results Report**  
**2022 May Primary**  
**May 3, 2022**

**Official Summary Election Results**

**Mercer County, Ohio**

**REP Governor and Lieutenant Governor**

Vote For 1

	TOTAL	VOTE %	Election Day	Absentee	Absentee Mail	Provisional
Mike DeWine and Jon Husted	2,787	34.21%	2,214	445	110	18
Jim Renacci and Joe Knopp	2,578	31.64%	2,209	299	59	11
Joe Blystone and Jeremiah W. Workman	2,518	30.91%	2,241	209	38	30
Ron Hood and Candice Keller	264	3.24%	227	31	3	3
<b>Total Votes Cast</b>	<b>8,147</b>	<b>100.00%</b>	<b>6,891</b>	<b>984</b>	<b>210</b>	<b>62</b>
Overvotes	0		0	0	0	0
Undervotes	291		237	44	7	3
Contest Totals	8,438		7,128	1,028	217	65
Precincts Reporting	36 of 36					

**REP Attorney General**

Vote For 1

	TOTAL	VOTE %	Election Day	Absentee	Absentee Mail	Provisional
Dave Yost	6,550	100.00%	5,530	797	171	52
<b>Total Votes Cast</b>	<b>6,550</b>	<b>100.00%</b>	<b>5,530</b>	<b>797</b>	<b>171</b>	<b>52</b>
Overvotes	0		0	0	0	0
Undervotes	1,888		1,598	231	46	13
Contest Totals	8,438		7,128	1,028	217	65
Precincts Reporting	36 of 36					

**REP Auditor of State**

Vote For 1

	TOTAL	VOTE %	Election Day	Absentee	Absentee Mail	Provisional
Keith Faber	6,965	100.00%	5,909	832	166	58
<b>Total Votes Cast</b>	<b>6,965</b>	<b>100.00%</b>	<b>5,909</b>	<b>832</b>	<b>166</b>	<b>58</b>
Overvotes	0		0	0	0	0
Undervotes	1,473		1,219	196	51	7
Contest Totals	8,438		7,128	1,028	217	65
Precincts Reporting	36 of 36					

**Election Summary Results Report**  
**2022 May Primary**  
**May 3, 2022**

**Official Summary Election Results**

**Mercer County, Ohio**

**REP Secretary of State**

Vote For 1

	TOTAL	VOTE %	Election Day	Absentee	Absentee Mail	Provisional
Frank LaRose	4,165	57.51%	3,441	552	139	33
John Adams	3,077	42.49%	2,660	341	54	22
<b>Total Votes Cast</b>	<b>7,242</b>	<b>100.00%</b>	<b>6,101</b>	<b>893</b>	<b>193</b>	<b>55</b>
Overvotes	1		0	0	1	0
Undervotes	1,195		1,027	135	23	10
Contest Totals	8,438		7,128	1,028	217	65
Precincts Reporting	36 of 36					

**REP Treasurer of State**

Vote For 1

	TOTAL	VOTE %	Election Day	Absentee	Absentee Mail	Provisional
Robert Sprague	6,226	100.00%	5,269	748	161	48
<b>Total Votes Cast</b>	<b>6,226</b>	<b>100.00%</b>	<b>5,269</b>	<b>748</b>	<b>161</b>	<b>48</b>
Overvotes	0		0	0	0	0
Undervotes	2,212		1,859	280	56	17
Contest Totals	8,438		7,128	1,028	217	65
Precincts Reporting	36 of 36					

**REP Chief Justice of the Supreme Court (FTC 1/1/2023)**

Vote For 1

	TOTAL	VOTE %	Election Day	Absentee	Absentee Mail	Provisional
Sharon L. Kennedy	6,366	100.00%	5,390	763	165	48
<b>Total Votes Cast</b>	<b>6,366</b>	<b>100.00%</b>	<b>5,390</b>	<b>763</b>	<b>165</b>	<b>48</b>
Overvotes	0		0	0	0	0
Undervotes	2,072		1,738	265	52	17
Contest Totals	8,438		7,128	1,028	217	65
Precincts Reporting	36 of 36					

**Election Summary Results Report**  
**2022 May Primary**  
**May 3, 2022**

**Official Summary Election Results**

**Mercer County, Ohio**

**REP Justice of the Supreme Court (FTC 1/1/2023)**

Vote For 1

	TOTAL	VOTE %	Election Day	Absentee	Absentee Mail	Provisional
Pat Fischer	6,153	100.00%	5,220	735	154	44
<b>Total Votes Cast</b>	<b>6,153</b>	<b>100.00%</b>	<b>5,220</b>	<b>735</b>	<b>154</b>	<b>44</b>
Overvotes	0		0	0	0	0
Undervotes	2,285		1,908	293	63	21
Contest Totals	8,438		7,128	1,028	217	65
Precincts Reporting	36 of 36					

**REP Justice of the Supreme Court (FTC 1/2/2023)**

Vote For 1

	TOTAL	VOTE %	Election Day	Absentee	Absentee Mail	Provisional
Pat DeWine	5,468	100.00%	4,611	669	144	44
<b>Total Votes Cast</b>	<b>5,468</b>	<b>100.00%</b>	<b>4,611</b>	<b>669</b>	<b>144</b>	<b>44</b>
Overvotes	0		0	0	0	0
Undervotes	2,970		2,517	359	73	21
Contest Totals	8,438		7,128	1,028	217	65
Precincts Reporting	36 of 36					

**Election Summary Results Report  
2022 May Primary**

**Official Summary Election Results**

**May 3, 2022**

**Mercer County, Ohio**

**REP U.S. Senator**

Vote For 1

	TOTAL	VOTE %	Election Day	Absentee	Absentee Mail	Provisional
Josh Mandel	2,697	33.48%	2,324	292	62	19
JD Vance	2,454	30.47%	2,121	262	54	17
Matt Dolan	1,132	14.05%	902	189	32	9
Mike Gibbons	1,032	12.81%	849	145	31	7
Jane Timken	355	4.41%	271	57	25	2
Mark Pukita	329	4.08%	300	23	3	3
Neil Patel	56	0.70%	44	7	4	1
<b>Total Votes Cast</b>	<b>8,055</b>	<b>100.00%</b>	<b>6,811</b>	<b>975</b>	<b>211</b>	<b>58</b>
Overvotes	1		0	0	0	1
Undervotes	382		317	53	6	6
Contest Totals	8,438		7,128	1,028	217	65
Precincts Reporting	36 of 36					

**REP Representative to Congress (5th District)**

Vote For 1

	TOTAL	VOTE %	Election Day	Absentee	Absentee Mail	Provisional
Bob Latta	6,494	100.00%	5,462	807	172	53
<b>Total Votes Cast</b>	<b>6,494</b>	<b>100.00%</b>	<b>5,462</b>	<b>807</b>	<b>172</b>	<b>53</b>
Overvotes	0		0	0	0	0
Undervotes	1,944		1,666	221	45	12
Contest Totals	8,438		7,128	1,028	217	65
Precincts Reporting	36 of 36					

May 3, 2022

Mercer County, Ohio

**REP Judge of the Court of Appeals (3rd District) (FTC 2/9/2023)**

Vote For 1

	TOTAL	VOTE %	Election Day	Absentee	Absentee Mail	Provisional
William R. Zimmerman	6,183	100.00%	5,231	745	160	47
<b>Total Votes Cast</b>	<b>6,183</b>	<b>100.00%</b>	<b>5,231</b>	<b>745</b>	<b>160</b>	<b>47</b>
Overvotes	0		0	0	0	0
Undervotes	2,255		1,897	283	57	18
Contest Totals	8,438		7,128	1,028	217	65
Precincts Reporting	36 of 36					

**REP Judge of the Court of Appeals (3rd District) (FTC 2/11/2023)**

Vote For 1

	TOTAL	VOTE %	Election Day	Absentee	Absentee Mail	Provisional
Juergen A. Waldick	5,861	100.00%	4,960	705	150	46
<b>Total Votes Cast</b>	<b>5,861</b>	<b>100.00%</b>	<b>4,960</b>	<b>705</b>	<b>150</b>	<b>46</b>
Overvotes	0		0	0	0	0
Undervotes	2,577		2,168	323	67	19
Contest Totals	8,438		7,128	1,028	217	65
Precincts Reporting	36 of 36					

**REP Judge of Court of Common Pleas (General Division) (FTC 1/1/2023)**

Vote For 1

	TOTAL	VOTE %	Election Day	Absentee	Absentee Mail	Provisional
Matthew K. Fox	5,739	71.21%	4,845	709	134	51
Donna M. Post	2,320	28.79%	1,958	282	71	9
<b>Total Votes Cast</b>	<b>8,059</b>	<b>100.00%</b>	<b>6,803</b>	<b>991</b>	<b>205</b>	<b>60</b>
Overvotes	1		0	0	0	1
Undervotes	378		325	37	12	4
Contest Totals	8,438		7,128	1,028	217	65
Precincts Reporting	36 of 36					



May 3, 2022

Mercer County, Ohio

**REP County Commissioner**

Vote For 1

	TOTAL	VOTE %	Election Day	Absentee	Absentee Mail	Provisional
David Buschur	5,244	63.30%	4,446	625	131	42
Greg Homan	3,041	36.70%	2,553	386	81	21
<b>Total Votes Cast</b>	<b>8,285</b>	<b>100.00%</b>	<b>6,999</b>	<b>1,011</b>	<b>212</b>	<b>63</b>
Overvotes	1		0	0	0	1
Undervotes	152		129	17	5	1
Contest Totals	8,438		7,128	1,028	217	65
Precincts Reporting	36 of 36					

**REP County Auditor**

Vote For 1

	TOTAL	VOTE %	Election Day	Absentee	Absentee Mail	Provisional
Randall E. Grapner	6,744	100.00%	5,702	821	170	51
<b>Total Votes Cast</b>	<b>6,744</b>	<b>100.00%</b>	<b>5,702</b>	<b>821</b>	<b>170</b>	<b>51</b>
Overvotes	0		0	0	0	0
Undervotes	1,694		1,426	207	47	14
Contest Totals	8,438		7,128	1,028	217	65
Precincts Reporting	36 of 36					

**Proposed Tax Levy (Additional) Current Expenses 0.55 mills Mercer County Health District**

Vote For 1

	TOTAL	VOTE %	Election Day	Absentee	Absentee Mail	Provisional
Against the Tax Levy	5,154	55.28%	4,255	713	148	38
For the Tax Levy	4,169	44.72%	3,437	539	163	30
<b>Total Votes Cast</b>	<b>9,323</b>	<b>100.00%</b>	<b>7,692</b>	<b>1,252</b>	<b>311</b>	<b>68</b>
Overvotes	0		0	0	0	0
Undervotes	238		181	39	12	6
Contest Totals	9,561		7,873	1,291	323	74
Precincts Reporting	36 of 36					

**Proposed Sales and Use Tax 0.5% Mercer County Jail**

Vote For 1

	TOTAL	VOTE %	Election Day	Absentee	Absentee Mail	Provisional
No	4,669	50.13%	3,884	616	143	26
Yes	4,644	49.87%	3,801	631	172	40
<b>Total Votes Cast</b>	<b>9,313</b>	<b>100.00%</b>	<b>7,685</b>	<b>1,247</b>	<b>315</b>	<b>66</b>
Overvotes	0		0	0	0	0
Undervotes	248		188	44	8	8
Contest Totals	9,561		7,873	1,291	323	74
Precincts Reporting	36 of 36					

**Proposed Municipal Income Tax (Renewal) 0.5% City of Celina Celina**

Vote For 1

	TOTAL	VOTE %	Election Day	Absentee	Absentee Mail	Provisional
For the Income Tax	992	57.27%	676	252	53	11
Against the Income Tax	740	42.73%	534	167	28	11
<b>Total Votes Cast</b>	<b>1,732</b>	<b>100.00%</b>	<b>1,210</b>	<b>419</b>	<b>81</b>	<b>22</b>
Overvotes	0		0	0	0	0
Undervotes	37		22	12	1	2
Contest Totals	1,769		1,232	431	82	24
Precincts Reporting	8 of 8					

**Proposed Resolution Gas Aggregation St. Henry Village**

Vote For 1

	TOTAL	VOTE %	Election Day	Absentee	Absentee Mail	Provisional
Yes	573	86.04%	505	45	18	5
No	93	13.96%	77	14	1	1
<b>Total Votes Cast</b>	<b>666</b>	<b>100.00%</b>	<b>582</b>	<b>59</b>	<b>19</b>	<b>6</b>
Overvotes	0		0	0	0	0
Undervotes	25		21	1	3	0
Contest Totals	691		603	60	22	6
Precincts Reporting	2 of 2					