

**November 8, 2022 General Election  
Official Certification of Results  
Signature Form**


We, the undersigned Members of the Board of Elections of County indicated below, do hereby certify that the Official Results of the Election (county specific and most-populous, if applicable) submitted to the Secretary of State's Office are valid and accurate, and the number of absentee voters reconciles with the number of absentee ballots cast and counted.

Mercer  
County Name


---

IN WITNESS WHEREOF, we have subscribed our names officially on the date indicated below:

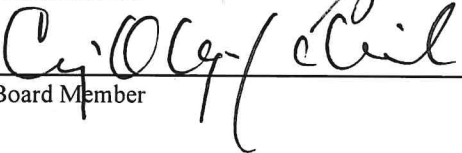
Nov 22, 2022  
Today's Date

  
\_\_\_\_\_  
Director

  
\_\_\_\_\_  
Deputy Director

  
\_\_\_\_\_  
Board Member

  
\_\_\_\_\_  
Board Member

  
\_\_\_\_\_  
Board Member

  
\_\_\_\_\_  
Board Member

---

The Board must complete and sign, scan, and email the signed form to [Results@OhioSoS.gov](mailto:Results@OhioSoS.gov) along with the *Official Vote Total Summary Report with Group Detail*.

Precinct Summary Results Report  
 2022 November 8 General  
 November 8, 2022

OFFICIAL RESULTS PRECINCT SUMMARY

Mercer County

Celina A

Statistics	TOTAL	Election Day	Absentee	Absentee Provisional Mail	
Registered Voters - Total	1,048				
Ballots Cast - Total	637	302	240	88	7
Ballots Cast - Blank	0	0	0	0	0
Voter Turnout - Total	60.78%				

Governor and Lieutenant Governor

Vote For 1

	TOTAL	VOTE %	Election Day	Absentee	Absentee Provisional Mail	
REP Mike DeWine and Jon Husted	455	72.57%	243	153	54	5
DEM Nan Whaley and Cheryl L.	167	26.63%	51	82	33	1
Write-In Totals	5	0.80%	3	2	0	0
Write-In: Marshall Usher and Shannon Walker	2	0.32%	1	1	0	0
Write-In: Timothy Grady and Dayna Bickley	0	0.00%	0	0	0	0
Write-In: Craig Patton and Collin	0	0.00%	0	0	0	0
Write-In: Renea Turner and Adina Pelletier	0	0.00%	0	0	0	0
Write-In: Uncertified Write-In	0	0.00%	0	0	0	0
Not Assigned	3	0.48%	2	1	0	0
Total Votes Cast	627	100.00%	297	237	87	6
Overvotes	0		0	0	0	0
Undervotes	10		5	3	1	1
Contest Totals	637		302	240	88	7

Attorney General

Vote For 1

	TOTAL	VOTE %	Election Day	Absentee	Absentee Provisional Mail	
DEM Jeffrey A. Crossman	186	29.67%	59	89	38	0
REP Dave Yost	441	70.33%	238	148	49	6
Total Votes Cast	627	100.00%	297	237	87	6
Overvotes	0		0	0	0	0
Undervotes	10		5	3	1	1
Contest Totals	637		302	240	88	7

Auditor of State

Vote For 1

	TOTAL	VOTE %	Election Day	Absentee	Absentee Provisional Mail	
REP Keith Faber	467	74.48%	246	164	51	6
DEM Taylor Sappington	160	25.52%	50	73	36	1
Total Votes Cast	627	100.00%	296	237	87	7
Overvotes	0		0	0	0	0
Undervotes	10		6	3	1	0
Contest Totals	637		302	240	88	7

*Cej Oly pind*  
*Dal Kramer*  
*JK Stubbins*  
*Paul A. Long*



Celina A

Secretary of State

Vote For 1

	TOTAL	VOTE %	Election Day	Absentee	Absentee Mail	Provisional
DEM Chelsea Clark	179	28.41%	59	82	37	1
REP Frank LaRose	445	70.63%	237	154	49	5
Terpsehore Tore Maras	6	0.95%	3	0	2	1
Total Votes Cast	630	100.00%	299	236	88	7
Overvotes	0		0	0	0	0
Undervotes	7		3	4	0	0
Contest Totals	637		302	240	88	7

Treasurer of State

Vote For 1

	TOTAL	VOTE %	Election Day	Absentee	Absentee Mail	Provisional
DEM Scott Schertzer	189	30.53%	62	90	36	1
REP Robert Sprague	430	69.47%	230	143	51	6
Total Votes Cast	619	100.00%	292	233	87	7
Overvotes	0		0	0	0	0
Undervotes	18		10	7	1	0
Contest Totals	637		302	240	88	7

Chief Justice of the Supreme Court (FTC 1-1-2023)

Vote For 1

	TOTAL	VOTE %	Election Day	Absentee	Absentee Mail	Provisional
DEM Jennifer Brunner	196	31.11%	70	87	38	1
REP Sharon L. Kennedy	434	68.89%	229	150	49	6
Total Votes Cast	630	100.00%	299	237	87	7
Overvotes	0		0	0	0	0
Undervotes	7		3	3	1	0
Contest Totals	637		302	240	88	7

Justice of the Supreme Court (FTC 1-1-2023)

Vote For 1

	TOTAL	VOTE %	Election Day	Absentee	Absentee Mail	Provisional
REP Pat Fischer	424	68.28%	231	138	49	6
DEM Terri Jamison	197	31.72%	63	96	37	1
Total Votes Cast	621	100.00%	294	234	86	7
Overvotes	0		0	0	0	0
Undervotes	16		8	6	2	0
Contest Totals	637		302	240	88	7

Celina A

Justice of the Supreme Court (FTC 1-2-2023)

Vote For 1

	TOTAL	VOTE %	Election Day	Absentee	Absentee Mail	Provisional
REP Pat DeWine	429	68.86%	231	145	48	5
DEM Marilyn Zayas	194	31.14%	64	90	39	1
Total Votes Cast	623	100.00%	295	235	87	6
Overvotes	0		0	0	0	0
Undervotes	14		7	5	1	1
Contest Totals	637		302	240	88	7

U.S. Senator

Vote For 1

	TOTAL	VOTE %	Election Day	Absentee	Absentee Mail	Provisional
DEM Tim Ryan	218	34.60%	76	105	37	0
REP JD Vance	411	65.24%	219	135	50	7
Write-In Totals	1	0.16%	0	0	1	0
Write-In: John Cheng	0	0.00%	0	0	0	0
Write-In: Matthew R. Esh	0	0.00%	0	0	0	0
Write-In: Stephen Faris	0	0.00%	0	0	0	0
Write-In: Shane Hoffman	0	0.00%	0	0	0	0
Write-In: Uncertified Write-In	0	0.00%	0	0	0	0
Write-In: LaShondra Tinsley	0	0.00%	0	0	0	0
Not Assigned	1	0.16%	0	0	1	0
Total Votes Cast	630	100.00%	295	240	88	7
Overvotes	0		0	0	0	0
Undervotes	7		7	0	0	0
Contest Totals	637		302	240	88	7

Representative to Congress (5th District)

Vote For 1

	TOTAL	VOTE %	Election Day	Absentee	Absentee Mail	Provisional
REP Bob Latta	443	70.54%	241	146	50	6
DEM Craig Swartz	185	29.46%	54	93	37	1
Total Votes Cast	628	100.00%	295	239	87	7
Overvotes	0		0	0	0	0
Undervotes	9		7	1	1	0
Contest Totals	637		302	240	88	7

State Representative (84th District)

Vote For 1

	TOTAL	VOTE %	Election Day	Absentee	Absentee Mail	Provisional
REP Angela N. King	398	62.78%	212	135	46	5
DEM Sophia Rodriguez	236	37.22%	88	104	42	2
Total Votes Cast	634	100.00%	300	239	88	7
Overvotes	0		0	0	0	0
Undervotes	3		2	1	0	0
Contest Totals	637		302	240	88	7

**Celina A**

Judge of the Court of Appeals (3rd District) (FTC 2-9-2023)

Vote For 1

	TOTAL	VOTE %	Election Day	Absentee	Absentee Mail	Provisional
REP William R. Zimmerman	475	100.00%	241	166	62	6
Total Votes Cast	475	100.00%	241	166	62	6
Overvotes	0		0	0	0	0
Undervotes	162		61	74	26	1
Contest Totals	637		302	240	88	7

Judge of the Court of Appeals (3rd District) (FTC 2-11-2023)

Vote For 1

	TOTAL	VOTE %	Election Day	Absentee	Absentee Mail	Provisional
REP Juergen A. Waldick	463	100.00%	234	162	61	6
Total Votes Cast	463	100.00%	234	162	61	6
Overvotes	0		0	0	0	0
Undervotes	174		68	78	27	1
Contest Totals	637		302	240	88	7

County Commissioner (FTC 1-1-2023)

Vote For 1

	TOTAL	VOTE %	Election Day	Absentee	Absentee Mail	Provisional
REP David Buschur	442	70.95%	238	147	51	6
DEM Don Holtvoigt	181	29.05%	56	88	36	1
Total Votes Cast	623	100.00%	294	235	87	7
Overvotes	0		0	0	0	0
Undervotes	14		8	5	1	0
Contest Totals	637		302	240	88	7

County Auditor

Vote For 1

	TOTAL	VOTE %	Election Day	Absentee	Absentee Mail	Provisional
REP Randall E. Grapner	519	100.00%	255	188	70	6
Total Votes Cast	519	100.00%	255	188	70	6
Overvotes	0		0	0	0	0
Undervotes	118		47	52	18	1
Contest Totals	637		302	240	88	7

Judge of the Court of Common Pleas (General Division) (FTC 1-1-2023)

Vote For 1

	TOTAL	VOTE %	Election Day	Absentee	Absentee Mail	Provisional
Matthew K. Fox	480	100.00%	232	176	67	5
Total Votes Cast	480	100.00%	232	176	67	5
Overvotes	0		0	0	0	0
Undervotes	157		70	64	21	2
Contest Totals	637		302	240	88	7

Celina A

Issue 1 Proposed Constitutional Amendment Bail Reform

Vote For 1

	TOTAL	VOTE %	Election Day	Absentee	Absentee Mail	Provisional
YES	490	79.67%	241	176	67	6
NO	125	20.33%	48	57	19	1
Total Votes Cast	615	100.00%	289	233	86	7
Overvotes	0		0	0	0	0
Undervotes	22		13	7	2	0
Contest Totals	637		302	240	88	7

Issue 2 Proposed Constitutional Amendment Non Citizens

Vote For 1

	TOTAL	VOTE %	Election Day	Absentee	Absentee Mail	Provisional
YES	504	82.22%	249	178	71	6
NO	109	17.78%	42	51	15	1
Total Votes Cast	613	100.00%	291	229	86	7
Overvotes	0		0	0	0	0
Undervotes	24		11	11	2	0
Contest Totals	637		302	240	88	7

Proposed Tax Levy (Additional) Current Expenses 0.55 mills Mercer County Health District

Vote For 1

	TOTAL	VOTE %	Election Day	Absentee	Absentee Mail	Provisional
FOR THE TAX LEVY	286	46.43%	117	117	49	3
AGAINST THE TAX LEVY	330	53.57%	178	113	35	4
Total Votes Cast	616	100.00%	295	230	84	7
Overvotes	0		0	0	0	0
Undervotes	21		7	10	4	0
Contest Totals	637		302	240	88	7

Proposed Tax Levy (Renewal) Mercer County Board of Developmental Disabilities

Vote For 1

	TOTAL	VOTE %	Election Day	Absentee	Absentee Mail	Provisional
FOR THE TAX LEVY	440	70.63%	202	171	62	5
AGAINST THE TAX LEVY	183	29.37%	94	63	24	2
Total Votes Cast	623	100.00%	296	234	86	7
Overvotes	0		0	0	0	0
Undervotes	14		6	6	2	0
Contest Totals	637		302	240	88	7

Celina A

---

Proposed Sales and Use Tax 0.5% Mercer County Detention Facility

Vote For 1

	TOTAL	VOTE %	Election Day	Absentee	Absentee Mail	Provisional
YES	355	57.72%	149	146	58	2
NO	260	42.28%	140	86	29	5
Total Votes Cast	615	100.00%	289	232	87	7
Overvotes	0		0	0	0	0
Undervotes	22		13	8	1	0
Contest Totals	637		302	240	88	7

**Celina B**

Statistics	TOTAL	Election Day	Absentee	Absentee Provisional Mail	
Registered Voters - Total	1,017				
Ballots Cast - Total	565	299	179	71	16
Ballots Cast - Blank	0	0	0	0	0
Voter Turnout - Total	55.56%				

**Governor and Lieutenant Governor**

Vote For 1

	TOTAL	VOTE %	Election Day	Absentee	Absentee Provisional Mail	
REP Mike DeWine and Jon Husted	427	77.50%	225	142	46	14
DEM Nan Whaley and Cheryl L.	120	21.78%	63	31	24	2
Write-In Totals	4	0.73%	3	1	0	0
Write-In: Timothy Grady and Dayna Bickley	0	0.00%	0	0	0	0
Write-In: Craig Patton and Collin	0	0.00%	0	0	0	0
Write-In: Renea Turner and Adina Pelletier	0	0.00%	0	0	0	0
Write-In: Marshall Usher and Shannon Walker	0	0.00%	0	0	0	0
Write-In: Uncertified Write-In	0	0.00%	0	0	0	0
Not Assigned	4	0.73%	3	1	0	0
Total Votes Cast	551	100.00%	291	174	70	16
Overvotes	0		0	0	0	0
Undervotes	14		8	5	1	0
Contest Totals	565		299	179	71	16

**Attorney General**

Vote For 1

	TOTAL	VOTE %	Election Day	Absentee	Absentee Provisional Mail	
DEM Jeffrey A. Crossman	133	24.09%	65	37	29	2
REP Dave Yost	419	75.91%	227	138	40	14
Total Votes Cast	552	100.00%	292	175	69	16
Overvotes	0		0	0	0	0
Undervotes	13		7	4	2	0
Contest Totals	565		299	179	71	16

**Auditor of State**

Vote For 1

	TOTAL	VOTE %	Election Day	Absentee	Absentee Provisional Mail	
REP Keith Faber	429	77.02%	233	139	42	15
DEM Taylor Sappington	128	22.98%	64	37	26	1
Total Votes Cast	557	100.00%	297	176	68	16
Overvotes	0		0	0	0	0
Undervotes	8		2	3	3	0
Contest Totals	565		299	179	71	16

Celina B

Secretary of State  
 Vote For 1

	TOTAL	VOTE %	Election Day	Absentee	Absentee Mail	Provisional
DEM Chelsea Clark	125	22.77%	58	39	25	3
REP Frank LaRose	417	75.96%	229	135	41	12
Terpsehore Tore Maras	7	1.28%	7	0	0	0
Total Votes Cast	549	100.00%	294	174	66	15
Overvotes	1		0	0	1	0
Undervotes	15		5	5	4	1
Contest Totals	565		299	179	71	16

Treasurer of State  
 Vote For 1

	TOTAL	VOTE %	Election Day	Absentee	Absentee Mail	Provisional
DEM Scott Schertzer	141	26.06%	68	42	29	2
REP Robert Sprague	400	73.94%	221	131	34	14
Total Votes Cast	541	100.00%	289	173	63	16
Overvotes	0		0	0	0	0
Undervotes	24		10	6	8	0
Contest Totals	565		299	179	71	16

Chief Justice of the Supreme Court (FTC 1-1-2023)  
 Vote For 1

	TOTAL	VOTE %	Election Day	Absentee	Absentee Mail	Provisional
DEM Jennifer Brunner	154	28.05%	71	46	34	3
REP Sharon L. Kennedy	395	71.95%	222	128	32	13
Total Votes Cast	549	100.00%	293	174	66	16
Overvotes	0		0	0	0	0
Undervotes	16		6	5	5	0
Contest Totals	565		299	179	71	16

Justice of the Supreme Court (FTC 1-1-2023)  
 Vote For 1

	TOTAL	VOTE %	Election Day	Absentee	Absentee Mail	Provisional
REP Pat Fischer	397	72.05%	224	130	31	12
DEM Terri Jamison	154	27.95%	72	43	35	4
Total Votes Cast	551	100.00%	296	173	66	16
Overvotes	0		0	0	0	0
Undervotes	14		3	6	5	0
Contest Totals	565		299	179	71	16

**Celina B**

Justice of the Supreme Court (FTC 1-2-2023)

Vote For 1

	TOTAL	VOTE %	Election Day	Absentee	Absentee Provisional	
					Mail	
REP Pat DeWine	402	73.36%	218	133	37	14
DEM Marilyn Zayas	146	26.64%	73	42	29	2
Total Votes Cast	548	100.00%	291	175	66	16
Overvotes	0		0	0	0	0
Undervotes	17		8	4	5	0
Contest Totals	565		299	179	71	16

U.S. Senator

Vote For 1

	TOTAL	VOTE %	Election Day	Absentee	Absentee Provisional	
					Mail	
DEM Tim Ryan	177	32.07%	81	50	42	4
REP JD Vance	375	67.93%	212	125	27	11
Write-In Totals	0	0.00%	0	0	0	0
Write-In: John Cheng	0	0.00%	0	0	0	0
Write-In: Matthew R. Esh	0	0.00%	0	0	0	0
Write-In: Stephen Faris	0	0.00%	0	0	0	0
Write-In: Shane Hoffman	0	0.00%	0	0	0	0
Write-In: Uncertified Write-In	0	0.00%	0	0	0	0
Write-In: LaShondra Tinsley	0	0.00%	0	0	0	0
Not Assigned	0	0.00%	0	0	0	0
Total Votes Cast	552	100.00%	293	175	69	15
Overvotes	0		0	0	0	0
Undervotes	13		6	4	2	1
Contest Totals	565		299	179	71	16

Representative to Congress (5th District)

Vote For 1

	TOTAL	VOTE %	Election Day	Absentee	Absentee Provisional	
					Mail	
REP Bob Latta	412	74.50%	223	137	39	13
DEM Craig Swartz	141	25.50%	70	38	31	2
Total Votes Cast	553	100.00%	293	175	70	15
Overvotes	0		0	0	0	0
Undervotes	12		6	4	1	1
Contest Totals	565		299	179	71	16

State Representative (84th District)

Vote For 1

	TOTAL	VOTE %	Election Day	Absentee	Absentee Provisional	
					Mail	
REP Angela N. King	373	67.45%	206	122	33	12
DEM Sophia Rodriguez	180	32.55%	85	56	35	4
Total Votes Cast	553	100.00%	291	178	68	16
Overvotes	0		0	0	0	0
Undervotes	12		8	1	3	0
Contest Totals	565		299	179	71	16



**Celina B**

Judge of the Court of Appeals (3rd District) (FTC 2-9-2023)

Vote For 1

	TOTAL	VOTE %	Election Day	Absentee	Absentee Mail	Provisional
REP William R. Zimmerman	444	100.00%	237	141	52	14
Total Votes Cast	444	100.00%	237	141	52	14
Overvotes	0		0	0	0	0
Undervotes	121		62	38	19	2
Contest Totals	565		299	179	71	16

Judge of the Court of Appeals (3rd District) (FTC 2-11-2023)

Vote For 1

	TOTAL	VOTE %	Election Day	Absentee	Absentee Mail	Provisional
REP Juergen A. Waldick	427	100.00%	232	137	46	12
Total Votes Cast	427	100.00%	232	137	46	12
Overvotes	0		0	0	0	0
Undervotes	138		67	42	25	4
Contest Totals	565		299	179	71	16

County Commissioner (FTC 1-1-2023)

Vote For 1

	TOTAL	VOTE %	Election Day	Absentee	Absentee Mail	Provisional
REP David Buschur	408	74.59%	225	132	37	14
DEM Don Holtvoigt	139	25.41%	66	42	29	2
Total Votes Cast	547	100.00%	291	174	66	16
Overvotes	0		0	0	0	0
Undervotes	18		8	5	5	0
Contest Totals	565		299	179	71	16

County Auditor

Vote For 1

	TOTAL	VOTE %	Election Day	Absentee	Absentee Mail	Provisional
REP Randall E. Grapner	460	100.00%	242	152	53	13
Total Votes Cast	460	100.00%	242	152	53	13
Overvotes	0		0	0	0	0
Undervotes	105		57	27	18	3
Contest Totals	565		299	179	71	16

Judge of the Court of Common Pleas (General Division) (FTC 1-1-2023)

Vote For 1

	TOTAL	VOTE %	Election Day	Absentee	Absentee Mail	Provisional
Matthew K. Fox	423	100.00%	222	133	57	11
Total Votes Cast	423	100.00%	222	133	57	11
Overvotes	0		0	0	0	0
Undervotes	142		77	46	14	5
Contest Totals	565		299	179	71	16

**Celina B**

Issue 1 Proposed Constitutional Amendment Bail Reform

Vote For 1

	TOTAL	VOTE %	Election Day	Absentee	Absentee Mail	Provisional
YES	441	81.67%	229	140	58	14
NO	99	18.33%	57	31	9	2
Total Votes Cast	540	100.00%	286	171	67	16
Overvotes	0		0	0	0	0
Undervotes	25		13	8	4	0
Contest Totals	565		299	179	71	16

Issue 2 Proposed Constitutional Amendment Non Citizens

Vote For 1

	TOTAL	VOTE %	Election Day	Absentee	Absentee Mail	Provisional
YES	448	82.96%	240	139	55	14
NO	92	17.04%	49	31	11	1
Total Votes Cast	540	100.00%	289	170	66	15
Overvotes	0		0	0	0	0
Undervotes	25		10	9	5	1
Contest Totals	565		299	179	71	16

Proposed Tax Levy (Additional) Current Expenses 0.55 mills Mercer County Health District

Vote For 1

	TOTAL	VOTE %	Election Day	Absentee	Absentee Mail	Provisional
FOR THE TAX LEVY	252	46.75%	127	82	36	7
AGAINST THE TAX LEVY	287	53.25%	162	90	28	7
Total Votes Cast	539	100.00%	289	172	64	14
Overvotes	0		0	0	0	0
Undervotes	26		10	7	7	2
Contest Totals	565		299	179	71	16

Proposed Tax Levy (Renewal) Mercer County Board of Developmental Disabilities

Vote For 1

	TOTAL	VOTE %	Election Day	Absentee	Absentee Mail	Provisional
FOR THE TAX LEVY	363	66.85%	187	116	50	10
AGAINST THE TAX LEVY	180	33.15%	104	55	16	5
Total Votes Cast	543	100.00%	291	171	66	15
Overvotes	0		0	0	0	0
Undervotes	22		8	8	5	1
Contest Totals	565		299	179	71	16

Celina B

---

Proposed Sales and Use Tax 0.5% Mercer County Detention Facility

Vote For 1

	TOTAL	VOTE %	Election Day	Absentee	Absentee Mail	Provisional
YES	317	58.38%	157	104	48	8
NO	226	41.62%	132	69	19	6
Total Votes Cast	543	100.00%	289	173	67	14
Overvotes	0		0	0	0	0
Undervotes	22		10	6	4	2
Contest Totals	565		299	179	71	16

**Celina C**

Statistics	TOTAL	Election Day	Absentee	Absentee Provisional Mail	
Registered Voters - Total	985				
Ballots Cast - Total	585	276	216	83	10
Ballots Cast - Blank	0	0	0	0	0
Voter Turnout - Total	59.39%				

**Governor and Lieutenant Governor**

Vote For 1

	TOTAL	VOTE %	Election Day	Absentee	Absentee Provisional Mail	
REP Mike DeWine and Jon Husted	462	80.91%	228	172	54	8
DEM Nan Whaley and Cheryl L.	106	18.56%	39	36	29	2
Write-In Totals	3	0.53%	2	1	0	0
Write-In: Marshall Usher and Shannon Walker	1	0.18%	1	0	0	0
Write-In: Timothy Grady and Dayna Bickley	0	0.00%	0	0	0	0
Write-In: Craig Patton and Collin	0	0.00%	0	0	0	0
Write-In: Renea Turner and Adina Pelletier	0	0.00%	0	0	0	0
Write-In: Uncertified Write-In	0	0.00%	0	0	0	0
Not Assigned	2	0.35%	1	1	0	0
Total Votes Cast	571	100.00%	269	209	83	10
Overvotes	0		0	0	0	0
Undervotes	14		7	7	0	0
Contest Totals	585		276	216	83	10

**Attorney General**

Vote For 1

	TOTAL	VOTE %	Election Day	Absentee	Absentee Provisional Mail	
DEM Jeffrey A. Crossman	126	22.22%	48	47	30	1
REP Dave Yost	441	77.78%	219	161	52	9
Total Votes Cast	567	100.00%	267	208	82	10
Overvotes	0		0	0	0	0
Undervotes	18		9	8	1	0
Contest Totals	585		276	216	83	10

**Auditor of State**

Vote For 1

	TOTAL	VOTE %	Election Day	Absentee	Absentee Provisional Mail	
REP Keith Faber	459	79.83%	232	165	54	8
DEM Taylor Sappington	116	20.17%	40	45	29	2
Total Votes Cast	575	100.00%	272	210	83	10
Overvotes	0		0	0	0	0
Undervotes	10		4	6	0	0
Contest Totals	585		276	216	83	10

Celina C

Secretary of State  
 Vote For 1

	TOTAL	VOTE %	Election Day	Absentee	Absentee Mail	Provisional
DEM Chelsea Clark	128	22.58%	51	45	30	2
REP Frank LaRose	434	76.54%	219	158	51	6
Terpsehore Tore Maras	5	0.88%	1	1	1	2
Total Votes Cast	567	100.00%	271	204	82	10
Overvotes	0		0	0	0	0
Undervotes	18		5	12	1	0
Contest Totals	585		276	216	83	10

Treasurer of State  
 Vote For 1

	TOTAL	VOTE %	Election Day	Absentee	Absentee Mail	Provisional
DEM Scott Schertzer	137	24.29%	54	49	32	2
REP Robert Sprague	427	75.71%	211	158	50	8
Total Votes Cast	564	100.00%	265	207	82	10
Overvotes	0		0	0	0	0
Undervotes	21		11	9	1	0
Contest Totals	585		276	216	83	10

Chief Justice of the Supreme Court (FTC 1-1-2023)  
 Vote For 1

	TOTAL	VOTE %	Election Day	Absentee	Absentee Mail	Provisional
DEM Jennifer Brunner	142	25.00%	54	54	33	1
REP Sharon L. Kennedy	426	75.00%	212	156	49	9
Total Votes Cast	568	100.00%	266	210	82	10
Overvotes	0		0	0	0	0
Undervotes	17		10	6	1	0
Contest Totals	585		276	216	83	10

Justice of the Supreme Court (FTC 1-1-2023)  
 Vote For 1

	TOTAL	VOTE %	Election Day	Absentee	Absentee Mail	Provisional
REP Pat Fischer	428	75.35%	215	157	48	8
DEM Terri Jamison	140	24.65%	54	50	34	2
Total Votes Cast	568	100.00%	269	207	82	10
Overvotes	0		0	0	0	0
Undervotes	17		7	9	1	0
Contest Totals	585		276	216	83	10

**Celina C**

Justice of the Supreme Court (FTC 1-2-2023)

Vote For 1

	TOTAL	VOTE %	Election Day	Absentee	Absentee Mail	Provisional
REP Pat DeWine	436	76.76%	217	161	50	8
DEM Marilyn Zayas	132	23.24%	50	48	32	2
Total Votes Cast	568	100.00%	267	209	82	10
Overvotes	0		0	0	0	0
Undervotes	17		9	7	1	0
Contest Totals	585		276	216	83	10

U.S. Senator

Vote For 1

	TOTAL	VOTE %	Election Day	Absentee	Absentee Mail	Provisional
DEM Tim Ryan	168	29.17%	69	60	38	1
REP JD Vance	407	70.66%	205	151	42	9
Write-In Totals	1	0.17%	1	0	0	0
Write-In: John Cheng	0	0.00%	0	0	0	0
Write-In: Matthew R. Esh	0	0.00%	0	0	0	0
Write-In: Stephen Faris	0	0.00%	0	0	0	0
Write-In: Shane Hoffman	0	0.00%	0	0	0	0
Write-In: Uncertified Write-In	0	0.00%	0	0	0	0
Write-In: LaShondra Tinsley	0	0.00%	0	0	0	0
Not Assigned	1	0.17%	1	0	0	0
Total Votes Cast	576	100.00%	275	211	80	10
Overvotes	0		0	0	0	0
Undervotes	9		1	5	3	0
Contest Totals	585		276	216	83	10

Representative to Congress (5th District)

Vote For 1

	TOTAL	VOTE %	Election Day	Absentee	Absentee Mail	Provisional
REP Bob Latta	431	75.75%	217	158	48	8
DEM Craig Swartz	138	24.25%	49	52	35	2
Total Votes Cast	569	100.00%	266	210	83	10
Overvotes	0		0	0	0	0
Undervotes	16		10	6	0	0
Contest Totals	585		276	216	83	10

State Representative (84th District)

Vote For 1

	TOTAL	VOTE %	Election Day	Absentee	Absentee Mail	Provisional
REP Angela N. King	406	70.98%	202	151	45	8
DEM Sophia Rodriguez	166	29.02%	65	61	38	2
Total Votes Cast	572	100.00%	267	212	83	10
Overvotes	0		0	0	0	0
Undervotes	13		9	4	0	0
Contest Totals	585		276	216	83	10

**Celina C**

Judge of the Court of Appeals (3rd District) (FTC 2-9-2023)

Vote For 1

	TOTAL	VOTE %	Election Day	Absentee	Absentee Mail	Provisional
REP William R. Zimmerman	460	100.00%	230	167	55	8
Total Votes Cast	460	100.00%	230	167	55	8
Overvotes	0		0	0	0	0
Undervotes	125		46	49	28	2
Contest Totals	585		276	216	83	10

Judge of the Court of Appeals (3rd District) (FTC 2-11-2023)

Vote For 1

	TOTAL	VOTE %	Election Day	Absentee	Absentee Mail	Provisional
REP Juergen A. Waldick	449	100.00%	226	161	54	8
Total Votes Cast	449	100.00%	226	161	54	8
Overvotes	0		0	0	0	0
Undervotes	136		50	55	29	2
Contest Totals	585		276	216	83	10

County Commissioner (FTC 1-1-2023)

Vote For 1

	TOTAL	VOTE %	Election Day	Absentee	Absentee Mail	Provisional
REP David Buschur	435	76.99%	216	159	51	9
DEM Don Holtvoigt	130	23.01%	50	48	31	1
Total Votes Cast	565	100.00%	266	207	82	10
Overvotes	0		0	0	0	0
Undervotes	20		10	9	1	0
Contest Totals	585		276	216	83	10

County Auditor

Vote For 1

	TOTAL	VOTE %	Election Day	Absentee	Absentee Mail	Provisional
REP Randall E. Grapner	494	100.00%	239	183	63	9
Total Votes Cast	494	100.00%	239	183	63	9
Overvotes	0		0	0	0	0
Undervotes	91		37	33	20	1
Contest Totals	585		276	216	83	10

Judge of the Court of Common Pleas (General Division) (FTC 1-1-2023)

Vote For 1

	TOTAL	VOTE %	Election Day	Absentee	Absentee Mail	Provisional
Matthew K. Fox	465	100.00%	220	175	62	8
Total Votes Cast	465	100.00%	220	175	62	8
Overvotes	0		0	0	0	0
Undervotes	120		56	41	21	2
Contest Totals	585		276	216	83	10

**Celina C**

Issue 1 Proposed Constitutional Amendment Bail Reform

Vote For 1

	TOTAL	VOTE %	Election Day	Absentee	Absentee Mail	Provisional
YES	467	82.36%	228	169	62	8
NO	100	17.64%	39	40	19	2
Total Votes Cast	567	100.00%	267	209	81	10
Overvotes	0		0	0	0	0
Undervotes	18		9	7	2	0
Contest Totals	585		276	216	83	10

Issue 2 Proposed Constitutional Amendment Non Citizens

Vote For 1

	TOTAL	VOTE %	Election Day	Absentee	Absentee Mail	Provisional
YES	474	84.49%	232	173	62	7
NO	87	15.51%	36	31	17	3
Total Votes Cast	561	100.00%	268	204	79	10
Overvotes	0		0	0	0	0
Undervotes	24		8	12	4	0
Contest Totals	585		276	216	83	10

Proposed Tax Levy (Additional) Current Expenses 0.55 mills Mercer County Health District

Vote For 1

	TOTAL	VOTE %	Election Day	Absentee	Absentee Mail	Provisional
FOR THE TAX LEVY	272	48.40%	119	105	46	2
AGAINST THE TAX LEVY	290	51.60%	148	104	31	7
Total Votes Cast	562	100.00%	267	209	77	9
Overvotes	0		0	0	0	0
Undervotes	23		9	7	6	1
Contest Totals	585		276	216	83	10

Proposed Tax Levy (Renewal) Mercer County Board of Developmental Disabilities

Vote For 1

	TOTAL	VOTE %	Election Day	Absentee	Absentee Mail	Provisional
FOR THE TAX LEVY	411	73.00%	196	149	62	4
AGAINST THE TAX LEVY	152	27.00%	70	60	16	6
Total Votes Cast	563	100.00%	266	209	78	10
Overvotes	0		0	0	0	0
Undervotes	22		10	7	5	0
Contest Totals	585		276	216	83	10



Celina C

---

Proposed Sales and Use Tax 0.5% Mercer County Detention Facility

Vote For 1

	TOTAL	VOTE %	Election Day	Absentee	Absentee Mail	Provisional
YES	342	60.53%	157	123	59	3
NO	223	39.47%	111	84	22	6
Total Votes Cast	565	100.00%	268	207	81	9
Overvotes	0		0	0	0	0
Undervotes	20		8	9	2	1
Contest Totals	585		276	216	83	10

**Celina D**

Statistics	TOTAL	Election Day	Absentee	Absentee Provisional Mail
Registered Voters - Total	978			
Ballots Cast - Total	435	228	146	49 12
Ballots Cast - Blank	0	0	0	0 0
Voter Turnout - Total	44.48%			

**Governor and Lieutenant Governor**

Vote For 1

	TOTAL	VOTE %	Election Day	Absentee	Absentee Provisional Mail
REP Mike DeWine and Jon Husted	319	74.71%	181	97	33 8
DEM Nan Whaley and Cheryl L.	105	24.59%	40	45	16 4
Write-In Totals	3	0.70%	3	0	0 0
Write-In: Marshall Usher and Shannon Walker	2	0.47%	2	0	0 0
Write-In: Timothy Grady and Dayna Bickley	0	0.00%	0	0	0 0
Write-In: Craig Patton and Collin	0	0.00%	0	0	0 0
Write-In: Renea Turner and Adina Pelletier	0	0.00%	0	0	0 0
Write-In: Uncertified Write-In	0	0.00%	0	0	0 0
Not Assigned	1	0.23%	1	0	0 0
Total Votes Cast	427	100.00%	224	142	49 12
Overvotes	0		0	0	0 0
Undervotes	8		4	4	0 0
Contest Totals	435		228	146	49 12

**Attorney General**

Vote For 1

	TOTAL	VOTE %	Election Day	Absentee	Absentee Provisional Mail
DEM Jeffrey A. Crossman	110	25.58%	37	48	22 3
REP Dave Yost	320	74.42%	188	96	27 9
Total Votes Cast	430	100.00%	225	144	49 12
Overvotes	0		0	0	0 0
Undervotes	5		3	2	0 0
Contest Totals	435		228	146	49 12

**Auditor of State**

Vote For 1

	TOTAL	VOTE %	Election Day	Absentee	Absentee Provisional Mail
REP Keith Faber	331	76.44%	191	101	29 10
DEM Taylor Sappington	102	23.56%	37	44	19 2
Total Votes Cast	433	100.00%	228	145	48 12
Overvotes	0		0	0	0 0
Undervotes	2		0	1	1 0
Contest Totals	435		228	146	49 12

Celina D

Secretary of State

Vote For 1

	TOTAL	VOTE %	Election Day	Absentee	Absentee Mail	Provisional
DEM Chelsea Clark	111	25.81%	40	50	18	3
REP Frank LaRose	315	73.26%	184	92	31	8
Terpsehore Tore Maras	4	0.93%	1	2	0	1
<b>Total Votes Cast</b>	<b>430</b>	<b>100.00%</b>	<b>225</b>	<b>144</b>	<b>49</b>	<b>12</b>
Overvotes	0		0	0	0	0
Undervotes	5		3	2	0	0
<b>Contest Totals</b>	<b>435</b>		<b>228</b>	<b>146</b>	<b>49</b>	<b>12</b>

Treasurer of State

Vote For 1

	TOTAL	VOTE %	Election Day	Absentee	Absentee Mail	Provisional
DEM Scott Schertzer	116	27.10%	41	51	21	3
REP Robert Sprague	312	72.90%	184	91	28	9
<b>Total Votes Cast</b>	<b>428</b>	<b>100.00%</b>	<b>225</b>	<b>142</b>	<b>49</b>	<b>12</b>
Overvotes	0		0	0	0	0
Undervotes	7		3	4	0	0
<b>Contest Totals</b>	<b>435</b>		<b>228</b>	<b>146</b>	<b>49</b>	<b>12</b>

Chief Justice of the Supreme Court (FTC 1-1-2023)

Vote For 1

	TOTAL	VOTE %	Election Day	Absentee	Absentee Mail	Provisional
DEM Jennifer Brunner	121	28.14%	43	53	22	3
REP Sharon L. Kennedy	309	71.86%	182	91	27	9
<b>Total Votes Cast</b>	<b>430</b>	<b>100.00%</b>	<b>225</b>	<b>144</b>	<b>49</b>	<b>12</b>
Overvotes	0		0	0	0	0
Undervotes	5		3	2	0	0
<b>Contest Totals</b>	<b>435</b>		<b>228</b>	<b>146</b>	<b>49</b>	<b>12</b>

Justice of the Supreme Court (FTC 1-1-2023)

Vote For 1

	TOTAL	VOTE %	Election Day	Absentee	Absentee Mail	Provisional
REP Pat Fischer	302	71.06%	179	89	26	8
DEM Terri Jamison	123	28.94%	45	52	23	3
<b>Total Votes Cast</b>	<b>425</b>	<b>100.00%</b>	<b>224</b>	<b>141</b>	<b>49</b>	<b>11</b>
Overvotes	0		0	0	0	0
Undervotes	10		4	5	0	1
<b>Contest Totals</b>	<b>435</b>		<b>228</b>	<b>146</b>	<b>49</b>	<b>12</b>

**Celina D**

Justice of the Supreme Court (FTC 1-2-2023)

Vote For 1

	TOTAL	VOTE %	Election Day	Absentee	Absentee Mail	Provisional
REP Pat DeWine	305	72.10%	179	95	24	7
DEM Marilyn Zayas	118	27.90%	46	44	24	4
Total Votes Cast	423	100.00%	225	139	48	11
Overvotes	0		0	0	0	0
Undervotes	12		3	7	1	1
Contest Totals	435		228	146	49	12

U.S. Senator

Vote For 1

	TOTAL	VOTE %	Election Day	Absentee	Absentee Mail	Provisional
DEM Tim Ryan	142	33.02%	54	58	24	6
REP JD Vance	288	66.98%	173	87	22	6
Write-In Totals	0	0.00%	0	0	0	0
Write-In: John Cheng	0	0.00%	0	0	0	0
Write-In: Matthew R. Esh	0	0.00%	0	0	0	0
Write-In: Stephen Faris	0	0.00%	0	0	0	0
Write-In: Shane Hoffman	0	0.00%	0	0	0	0
Write-In: Uncertified Write-In	0	0.00%	0	0	0	0
Write-In: LaShondra Tinsley	0	0.00%	0	0	0	0
Not Assigned	0	0.00%	0	0	0	0
Total Votes Cast	430	100.00%	227	145	46	12
Overvotes	0		0	0	0	0
Undervotes	5		1	1	3	0
Contest Totals	435		228	146	49	12

Representative to Congress (5th District)

Vote For 1

	TOTAL	VOTE %	Election Day	Absentee	Absentee Mail	Provisional
REP Bob Latta	312	72.90%	184	95	24	9
DEM Craig Swartz	116	27.10%	41	48	25	2
Total Votes Cast	428	100.00%	225	143	49	11
Overvotes	0		0	0	0	0
Undervotes	7		3	3	0	1
Contest Totals	435		228	146	49	12

State Representative (84th District)

Vote For 1

	TOTAL	VOTE %	Election Day	Absentee	Absentee Mail	Provisional
REP Angela N. King	285	65.67%	172	83	25	5
DEM Sophia Rodriguez	149	34.33%	56	63	24	6
Total Votes Cast	434	100.00%	228	146	49	11
Overvotes	0		0	0	0	0
Undervotes	1		0	0	0	1
Contest Totals	435		228	146	49	12

Celina D

Judge of the Court of Appeals (3rd District) (FTC 2-9-2023)

	TOTAL	VOTE %	Election Day	Absentee	Absentee Mail	Provisional
REP William R. Zimmerman	338	100.00%	190	102	36	10
Total Votes Cast	338	100.00%	190	102	36	10
Overvotes	0		0	0	0	0
Undervotes	97		38	44	13	2
Contest Totals	435		228	146	49	12

Judge of the Court of Appeals (3rd District) (FTC 2-11-2023)

	TOTAL	VOTE %	Election Day	Absentee	Absentee Mail	Provisional
REP Juergen A. Waldick	327	100.00%	182	99	36	10
Total Votes Cast	327	100.00%	182	99	36	10
Overvotes	0		0	0	0	0
Undervotes	108		46	47	13	2
Contest Totals	435		228	146	49	12

County Commissioner (FTC 1-1-2023)

	TOTAL	VOTE %	Election Day	Absentee	Absentee Mail	Provisional
REP David Buschur	318	75.00%	183	96	30	9
DEM Don Holtvoigt	106	25.00%	40	45	19	2
Total Votes Cast	424	100.00%	223	141	49	11
Overvotes	0		0	0	0	0
Undervotes	11		5	5	0	1
Contest Totals	435		228	146	49	12

County Auditor

	TOTAL	VOTE %	Election Day	Absentee	Absentee Mail	Provisional
REP Randall E. Grapner	361	100.00%	201	111	39	10
Total Votes Cast	361	100.00%	201	111	39	10
Overvotes	0		0	0	0	0
Undervotes	74		27	35	10	2
Contest Totals	435		228	146	49	12

Judge of the Court of Common Pleas (General Division) (FTC 1-1-2023)

	TOTAL	VOTE %	Election Day	Absentee	Absentee Mail	Provisional
Matthew K. Fox	330	100.00%	173	105	42	10
Total Votes Cast	330	100.00%	173	105	42	10
Overvotes	0		0	0	0	0
Undervotes	105		55	41	7	2
Contest Totals	435		228	146	49	12

Celina D

Issue 1 Proposed Constitutional Amendment Bail Reform

Vote For 1

	TOTAL	VOTE %	Election Day	Absentee	Absentee Provisional Mail	
YES	341	80.81%	177	119	35	10
NO	81	19.19%	46	22	11	2
Total Votes Cast	422	100.00%	223	141	46	12
Overvotes	0		0	0	0	0
Undervotes	13		5	5	3	0
Contest Totals	435		228	146	49	12

Issue 2 Proposed Constitutional Amendment Non Citizens

Vote For 1

	TOTAL	VOTE %	Election Day	Absentee	Absentee Provisional Mail	
YES	358	84.83%	194	117	36	11
NO	64	15.17%	30	23	10	1
Total Votes Cast	422	100.00%	224	140	46	12
Overvotes	0		0	0	0	0
Undervotes	13		4	6	3	0
Contest Totals	435		228	146	49	12

Proposed Tax Levy (Additional) Current Expenses 0.55 mills Mercer County Health District

Vote For 1

	TOTAL	VOTE %	Election Day	Absentee	Absentee Provisional Mail	
FOR THE TAX LEVY	182	43.13%	91	63	22	6
AGAINST THE TAX LEVY	240	56.87%	135	78	22	5
Total Votes Cast	422	100.00%	226	141	44	11
Overvotes	1		0	0	1	0
Undervotes	12		2	5	4	1
Contest Totals	435		228	146	49	12

Proposed Tax Levy (Renewal) Mercer County Board of Developmental Disabilities

Vote For 1

	TOTAL	VOTE %	Election Day	Absentee	Absentee Provisional Mail	
FOR THE TAX LEVY	286	67.29%	154	98	27	7
AGAINST THE TAX LEVY	139	32.71%	71	46	17	5
Total Votes Cast	425	100.00%	225	144	44	12
Overvotes	0		0	0	0	0
Undervotes	10		3	2	5	0
Contest Totals	435		228	146	49	12

Celina D

---

Proposed Sales and Use Tax 0.5% Mercer County Detention Facility

Vote For 1

	TOTAL	VOTE %	Election Day	Absentee	Absentee Mail	Provisional
YES	227	53.16%	112	83	26	6
NO	200	46.84%	114	60	20	6
Total Votes Cast	427	100.00%	226	143	46	12
Overvotes	0		0	0	0	0
Undervotes	8		2	3	3	0
Contest Totals	435		228	146	49	12

**Celina E**

Statistics	TOTAL	Election Day	Absentee	Absentee Provisional Mail	
Registered Voters - Total	819				
Ballots Cast - Total	341	200	90	43	8
Ballots Cast - Blank	0	0	0	0	0
Voter Turnout - Total	41.64%				

**Governor and Lieutenant Governor**

Vote For 1

	TOTAL	VOTE %	Election Day	Absentee	Absentee Provisional Mail	
REP Mike DeWine and Jon Husted	257	76.26%	159	63	30	5
DEM Nan Whaley and Cheryl L.	78	23.15%	37	27	11	3
Write-In Totals	2	0.59%	2	0	0	0
Write-In: Marshall Usher and Shannon Walker	2	0.59%	2	0	0	0
Write-In: Timothy Grady and Dayna Bickley	0	0.00%	0	0	0	0
Write-In: Craig Patton and Collin	0	0.00%	0	0	0	0
Write-In: Renea Turner and Adina Pelletier	0	0.00%	0	0	0	0
Write-In: Uncertified Write-In	0	0.00%	0	0	0	0
Not Assigned	0	0.00%	0	0	0	0
Total Votes Cast	337	100.00%	198	90	41	8
Overvotes	0		0	0	0	0
Undervotes	4		2	0	2	0
Contest Totals	341		200	90	43	8

**Attorney General**

Vote For 1

	TOTAL	VOTE %	Election Day	Absentee	Absentee Provisional Mail	
DEM Jeffrey A. Crossman	84	25.00%	43	25	13	3
REP Dave Yost	252	75.00%	152	65	30	5
Total Votes Cast	336	100.00%	195	90	43	8
Overvotes	0		0	0	0	0
Undervotes	5		5	0	0	0
Contest Totals	341		200	90	43	8

**Auditor of State**

Vote For 1

	TOTAL	VOTE %	Election Day	Absentee	Absentee Provisional Mail	
REP Keith Faber	262	77.98%	162	64	30	6
DEM Taylor Sappington	74	22.02%	34	25	13	2
Total Votes Cast	336	100.00%	196	89	43	8
Overvotes	0		0	0	0	0
Undervotes	5		4	1	0	0
Contest Totals	341		200	90	43	8



Celina E

Secretary of State

Vote For 1

	TOTAL	VOTE %	Election Day	Absentee	Absentee Mail	Provisional
DEM Chelsea Clark	78	23.08%	38	28	10	2
REP Frank LaRose	255	75.44%	155	62	33	5
Terpsehore Tore Maras	5	1.48%	4	0	0	1
Total Votes Cast	338	100.00%	197	90	43	8
Overvotes	0		0	0	0	0
Undervotes	3		3	0	0	0
Contest Totals	341		200	90	43	8

Treasurer of State

Vote For 1

	TOTAL	VOTE %	Election Day	Absentee	Absentee Mail	Provisional
DEM Scott Schertzer	90	26.87%	46	27	14	3
REP Robert Sprague	245	73.13%	148	63	29	5
Total Votes Cast	335	100.00%	194	90	43	8
Overvotes	0		0	0	0	0
Undervotes	6		6	0	0	0
Contest Totals	341		200	90	43	8

Chief Justice of the Supreme Court (FTC 1-1-2023)

Vote For 1

	TOTAL	VOTE %	Election Day	Absentee	Absentee Mail	Provisional
DEM Jennifer Brunner	95	28.19%	49	29	14	3
REP Sharon L. Kennedy	242	71.81%	148	61	28	5
Total Votes Cast	337	100.00%	197	90	42	8
Overvotes	0		0	0	0	0
Undervotes	4		3	0	1	0
Contest Totals	341		200	90	43	8

Justice of the Supreme Court (FTC 1-1-2023)

Vote For 1

	TOTAL	VOTE %	Election Day	Absentee	Absentee Mail	Provisional
REP Pat Fischer	247	73.95%	154	60	28	5
DEM Terri Jamison	87	26.05%	42	29	13	3
Total Votes Cast	334	100.00%	196	89	41	8
Overvotes	0		0	0	0	0
Undervotes	7		4	1	2	0
Contest Totals	341		200	90	43	8

**Celina E**

Justice of the Supreme Court (FTC 1-2-2023)

Vote For 1

	TOTAL	VOTE %	Election Day	Absentee	Absentee Provisional Mail	
REP Pat DeWine	243	73.19%	148	60	30	5
DEM Marilyn Zayas	89	26.81%	46	29	11	3
Total Votes Cast	332	100.00%	194	89	41	8
Overvotes	0		0	0	0	0
Undervotes	9		6	1	2	0
Contest Totals	341		200	90	43	8

U.S. Senator

Vote For 1

	TOTAL	VOTE %	Election Day	Absentee	Absentee Provisional Mail	
DEM Tim Ryan	99	29.73%	51	30	15	3
REP JD Vance	232	69.67%	143	60	24	5
Write-In Totals	2	0.60%	2	0	0	0
Write-In: John Cheng	1	0.30%	1	0	0	0
Write-In: Matthew R. Esh	0	0.00%	0	0	0	0
Write-In: Stephen Faris	0	0.00%	0	0	0	0
Write-In: Shane Hoffman	0	0.00%	0	0	0	0
Write-In: Uncertified Write-In	0	0.00%	0	0	0	0
Write-In: LaShondra Tinsley	0	0.00%	0	0	0	0
Not Assigned	1	0.30%	1	0	0	0
Total Votes Cast	333	100.00%	196	90	39	8
Overvotes	0		0	0	0	0
Undervotes	8		4	0	4	0
Contest Totals	341		200	90	43	8

Representative to Congress (5th District)

Vote For 1

	TOTAL	VOTE %	Election Day	Absentee	Absentee Provisional Mail	
REP Bob Latta	251	74.93%	156	62	27	6
DEM Craig Swartz	84	25.07%	41	28	13	2
Total Votes Cast	335	100.00%	197	90	40	8
Overvotes	0		0	0	0	0
Undervotes	6		3	0	3	0
Contest Totals	341		200	90	43	8

State Representative (84th District)

Vote For 1

	TOTAL	VOTE %	Election Day	Absentee	Absentee Provisional Mail	
REP Angela N. King	211	62.80%	126	57	24	4
DEM Sophia Rodriguez	125	37.20%	72	32	17	4
Total Votes Cast	336	100.00%	198	89	41	8
Overvotes	0		0	0	0	0
Undervotes	5		2	1	2	0
Contest Totals	341		200	90	43	8

**Celina E**

Judge of the Court of Appeals (3rd District) (FTC 2-9-2023)

Vote For 1

	TOTAL	VOTE %	Election Day	Absentee	Absentee Provisional Mail	
REP William R. Zimmerman	277	100.00%	167	70	33	7
Total Votes Cast	277	100.00%	167	70	33	7
Overvotes	0		0	0	0	0
Undervotes	64		33	20	10	1
Contest Totals	341		200	90	43	8

Judge of the Court of Appeals (3rd District) (FTC 2-11-2023)

Vote For 1

	TOTAL	VOTE %	Election Day	Absentee	Absentee Provisional Mail	
REP Juergen A. Waldick	269	100.00%	166	64	33	6
Total Votes Cast	269	100.00%	166	64	33	6
Overvotes	0		0	0	0	0
Undervotes	72		34	26	10	2
Contest Totals	341		200	90	43	8

County Commissioner (FTC 1-1-2023)

Vote For 1

	TOTAL	VOTE %	Election Day	Absentee	Absentee Provisional Mail	
REP David Buschur	251	75.83%	153	63	29	6
DEM Don Holtvoigt	80	24.17%	39	27	12	2
Total Votes Cast	331	100.00%	192	90	41	8
Overvotes	0		0	0	0	0
Undervotes	10		8	0	2	0
Contest Totals	341		200	90	43	8

County Auditor

Vote For 1

	TOTAL	VOTE %	Election Day	Absentee	Absentee Provisional Mail	
REP Randall E. Grapner	282	100.00%	170	70	36	6
Total Votes Cast	282	100.00%	170	70	36	6
Overvotes	0		0	0	0	0
Undervotes	59		30	20	7	2
Contest Totals	341		200	90	43	8

Judge of the Court of Common Pleas (General Division) (FTC 1-1-2023)

Vote For 1

	TOTAL	VOTE %	Election Day	Absentee	Absentee Provisional Mail	
Matthew K. Fox	257	100.00%	151	62	36	8
Total Votes Cast	257	100.00%	151	62	36	8
Overvotes	0		0	0	0	0
Undervotes	84		49	28	7	0
Contest Totals	341		200	90	43	8

**Celina E**

Issue 1 Proposed Constitutional Amendment Bail Reform

Vote For 1

	TOTAL	VOTE %	Election Day	Absentee	Absentee Provisional Mail	
YES	265	80.30%	162	66	31	6
NO	65	19.70%	34	20	9	2
Total Votes Cast	330	100.00%	196	86	40	8
Overvotes	0		0	0	0	0
Undervotes	11		4	4	3	0
Contest Totals	341		200	90	43	8

Issue 2 Proposed Constitutional Amendment Non Citizens

Vote For 1

	TOTAL	VOTE %	Election Day	Absentee	Absentee Provisional Mail	
YES	280	84.08%	166	71	36	7
NO	53	15.92%	30	17	5	1
Total Votes Cast	333	100.00%	196	88	41	8
Overvotes	0		0	0	0	0
Undervotes	8		4	2	2	0
Contest Totals	341		200	90	43	8

Proposed Tax Levy (Additional) Current Expenses 0.55 mills Mercer County Health District

Vote For 1

	TOTAL	VOTE %	Election Day	Absentee	Absentee Provisional Mail	
FOR THE TAX LEVY	133	40.43%	77	34	21	1
AGAINST THE TAX LEVY	196	59.57%	118	52	19	7
Total Votes Cast	329	100.00%	195	86	40	8
Overvotes	0		0	0	0	0
Undervotes	12		5	4	3	0
Contest Totals	341		200	90	43	8

Proposed Tax Levy (Renewal) Mercer County Board of Developmental Disabilities

Vote For 1

	TOTAL	VOTE %	Election Day	Absentee	Absentee Provisional Mail	
FOR THE TAX LEVY	209	63.14%	121	55	29	4
AGAINST THE TAX LEVY	122	36.86%	76	31	11	4
Total Votes Cast	331	100.00%	197	86	40	8
Overvotes	0		0	0	0	0
Undervotes	10		3	4	3	0
Contest Totals	341		200	90	43	8

Celina E

---

Proposed Sales and Use Tax 0.5% Mercer County Detention Facility

Vote For 1

	TOTAL	VOTE %	Election Day	Absentee	Absentee Mail	Provisional
YES	174	52.41%	99	45	26	4
NO	158	47.59%	97	42	15	4
Total Votes Cast	332	100.00%	196	87	41	8
Overvotes	0		0	0	0	0
Undervotes	9		4	3	2	0
Contest Totals	341		200	90	43	8

Celina F

Statistics	TOTAL	Election Day	Absentee	Absentee Provisional Mail	
Registered Voters - Total	951				
Ballots Cast - Total	354	183	119	44	8
Ballots Cast - Blank	0	0	0	0	0
Voter Turnout - Total	37.22%				

Governor and Lieutenant Governor

Vote For 1

	TOTAL	VOTE %	Election Day	Absentee	Absentee Provisional Mail	
REP Mike DeWine and Jon Husted	253	72.91%	149	78	19	7
DEM Nan Whaley and Cheryl L.	90	25.94%	31	35	24	0
Write-In Totals	4	1.15%	1	3	0	0
Write-In: Timothy Grady and Dayna Bickley	0	0.00%	0	0	0	0
Write-In: Craig Patton and Collin	0	0.00%	0	0	0	0
Write-In: Renea Turner and Adina Pelletier	0	0.00%	0	0	0	0
Write-In: Marshall Usher and Shannon Walker	0	0.00%	0	0	0	0
Write-In: Uncertified Write-In	0	0.00%	0	0	0	0
Not Assigned	4	1.15%	1	3	0	0
Total Votes Cast	347	100.00%	181	116	43	7
Overvotes	0		0	0	0	0
Undervotes	7		2	3	1	1
Contest Totals	354		183	119	44	8

Attorney General

Vote For 1

	TOTAL	VOTE %	Election Day	Absentee	Absentee Provisional Mail	
DEM Jeffrey A. Crossman	97	27.71%	35	39	22	1
REP Dave Yost	253	72.29%	147	79	20	7
Total Votes Cast	350	100.00%	182	118	42	8
Overvotes	0		0	0	0	0
Undervotes	4		1	1	2	0
Contest Totals	354		183	119	44	8

Auditor of State

Vote For 1

	TOTAL	VOTE %	Election Day	Absentee	Absentee Provisional Mail	
REP Keith Faber	259	75.07%	152	79	22	6
DEM Taylor Sappington	86	24.93%	28	37	19	2
Total Votes Cast	345	100.00%	180	116	41	8
Overvotes	0		0	0	0	0
Undervotes	9		3	3	3	0
Contest Totals	354		183	119	44	8

**Celina F**

Secretary of State

Vote For 1

	TOTAL	VOTE %	Election Day	Absentee	Absentee Provisional Mail	
DEM Chelsea Clark	100	28.82%	34	40	25	1
REP Frank LaRose	243	70.03%	142	76	19	6
Terpsehore Tore Maras	4	1.15%	2	1	0	1
Total Votes Cast	347	100.00%	178	117	44	8
Overvotes	0		0	0	0	0
Undervotes	7		5	2	0	0
Contest Totals	354		183	119	44	8

Treasurer of State

Vote For 1

	TOTAL	VOTE %	Election Day	Absentee	Absentee Provisional Mail	
DEM Scott Schertzer	95	27.70%	32	40	22	1
REP Robert Sprague	248	72.30%	144	77	20	7
Total Votes Cast	343	100.00%	176	117	42	8
Overvotes	0		0	0	0	0
Undervotes	11		7	2	2	0
Contest Totals	354		183	119	44	8

Chief Justice of the Supreme Court (FTC 1-1-2023)

Vote For 1

	TOTAL	VOTE %	Election Day	Absentee	Absentee Provisional Mail	
DEM Jennifer Brunner	103	29.77%	35	42	25	1
REP Sharon L. Kennedy	243	70.23%	143	76	17	7
Total Votes Cast	346	100.00%	178	118	42	8
Overvotes	0		0	0	0	0
Undervotes	8		5	1	2	0
Contest Totals	354		183	119	44	8

Justice of the Supreme Court (FTC 1-1-2023)

Vote For 1

	TOTAL	VOTE %	Election Day	Absentee	Absentee Provisional Mail	
REP Pat Fischer	236	68.41%	137	76	17	6
DEM Terri Jamison	109	31.59%	42	41	25	1
Total Votes Cast	345	100.00%	179	117	42	7
Overvotes	0		0	0	0	0
Undervotes	9		4	2	2	1
Contest Totals	354		183	119	44	8

**Celina F**

Justice of the Supreme Court (FTC 1-2-2023)

Vote For 1

	TOTAL	VOTE %	Election Day	Absentee	Absentee Provisional Mail	
REP Pat DeWine	241	69.45%	142	74	18	7
DEM Marilyn Zayas	106	30.55%	37	43	25	1
Total Votes Cast	347	100.00%	179	117	43	8
Overvotes	0		0	0	0	0
Undervotes	7		4	2	1	0
Contest Totals	354		183	119	44	8

U.S. Senator

Vote For 1

	TOTAL	VOTE %	Election Day	Absentee	Absentee Provisional Mail	
DEM Tim Ryan	116	33.24%	41	44	29	2
REP JD Vance	230	65.90%	138	73	13	6
Write-In Totals	3	0.86%	1	1	1	0
Write-In: John Cheng	0	0.00%	0	0	0	0
Write-In: Matthew R. Esh	0	0.00%	0	0	0	0
Write-In: Stephen Faris	0	0.00%	0	0	0	0
Write-In: Shane Hoffman	0	0.00%	0	0	0	0
Write-In: Uncertified Write-In	0	0.00%	0	0	0	0
Write-In: LaShondra Tinsley	0	0.00%	0	0	0	0
Not Assigned	3	0.86%	1	1	1	0
Total Votes Cast	349	100.00%	180	118	43	8
Overvotes	0		0	0	0	0
Undervotes	5		3	1	1	0
Contest Totals	354		183	119	44	8

Representative to Congress (5th District)

Vote For 1

	TOTAL	VOTE %	Election Day	Absentee	Absentee Provisional Mail	
REP Bob Latta	241	69.05%	140	77	18	6
DEM Craig Swartz	108	30.95%	40	40	26	2
Total Votes Cast	349	100.00%	180	117	44	8
Overvotes	0		0	0	0	0
Undervotes	5		3	2	0	0
Contest Totals	354		183	119	44	8

State Representative (84th District)

Vote For 1

	TOTAL	VOTE %	Election Day	Absentee	Absentee Provisional Mail	
REP Angela N. King	230	65.34%	133	73	18	6
DEM Sophia Rodriguez	122	34.66%	48	46	26	2
Total Votes Cast	352	100.00%	181	119	44	8
Overvotes	0		0	0	0	0
Undervotes	2		2	0	0	0
Contest Totals	354		183	119	44	8



**Celina F**

Judge of the Court of Appeals (3rd District) (FTC 2-9-2023)

Vote For 1						
	TOTAL	VOTE %	Election Day	Absentee	Absentee Provisional Mail	
REP William R. Zimmerman	274	100.00%	151	92	25	6
Total Votes Cast	274	100.00%	151	92	25	6
Overvotes	0		0	0	0	0
Undervotes	80		32	27	19	2
Contest Totals	354		183	119	44	8

Judge of the Court of Appeals (3rd District) (FTC 2-11-2023)

Vote For 1						
	TOTAL	VOTE %	Election Day	Absentee	Absentee Provisional Mail	
REP Juergen A. Waldick	267	100.00%	151	86	23	7
Total Votes Cast	267	100.00%	151	86	23	7
Overvotes	0		0	0	0	0
Undervotes	87		32	33	21	1
Contest Totals	354		183	119	44	8

County Commissioner (FTC 1-1-2023)

Vote For 1						
	TOTAL	VOTE %	Election Day	Absentee	Absentee Provisional Mail	
REP David Buschur	244	70.93%	142	79	17	6
DEM Don Holtvoigt	100	29.07%	34	39	25	2
Total Votes Cast	344	100.00%	176	118	42	8
Overvotes	0		0	0	0	0
Undervotes	10		7	1	2	0
Contest Totals	354		183	119	44	8

County Auditor

Vote For 1						
	TOTAL	VOTE %	Election Day	Absentee	Absentee Provisional Mail	
REP Randall E. Grapner	279	100.00%	155	92	24	8
Total Votes Cast	279	100.00%	155	92	24	8
Overvotes	0		0	0	0	0
Undervotes	75		28	27	20	0
Contest Totals	354		183	119	44	8

Judge of the Court of Common Pleas (General Division) (FTC 1-1-2023)

Vote For 1						
	TOTAL	VOTE %	Election Day	Absentee	Absentee Provisional Mail	
Matthew K. Fox	261	100.00%	137	91	27	6
Total Votes Cast	261	100.00%	137	91	27	6
Overvotes	0		0	0	0	0
Undervotes	93		46	28	17	2
Contest Totals	354		183	119	44	8

**Celina F**

Issue 1 Proposed Constitutional Amendment Bail Reform

Vote For 1

	TOTAL	VOTE %	Election Day	Absentee	Absentee Provisional Mail	
YES	278	80.35%	145	95	34	4
NO	68	19.65%	36	22	8	2
Total Votes Cast	346	100.00%	181	117	42	6
Overvotes	0		0	0	0	0
Undervotes	8		2	2	2	2
Contest Totals	354		183	119	44	8

Issue 2 Proposed Constitutional Amendment Non Citizens

Vote For 1

	TOTAL	VOTE %	Election Day	Absentee	Absentee Provisional Mail	
YES	300	86.96%	160	103	31	6
NO	45	13.04%	19	14	11	1
Total Votes Cast	345	100.00%	179	117	42	7
Overvotes	0		0	0	0	0
Undervotes	9		4	2	2	1
Contest Totals	354		183	119	44	8

Proposed Tax Levy (Additional) Current Expenses 0.55 mills Mercer County Health District

Vote For 1

	TOTAL	VOTE %	Election Day	Absentee	Absentee Provisional Mail	
FOR THE TAX LEVY	146	42.44%	72	51	22	1
AGAINST THE TAX LEVY	198	57.56%	108	65	19	6
Total Votes Cast	344	100.00%	180	116	41	7
Overvotes	0		0	0	0	0
Undervotes	10		3	3	3	1
Contest Totals	354		183	119	44	8

Proposed Tax Levy (Renewal) Mercer County Board of Developmental Disabilities

Vote For 1

	TOTAL	VOTE %	Election Day	Absentee	Absentee Provisional Mail	
FOR THE TAX LEVY	211	61.16%	113	71	25	2
AGAINST THE TAX LEVY	134	38.84%	69	44	16	5
Total Votes Cast	345	100.00%	182	115	41	7
Overvotes	0		0	0	0	0
Undervotes	9		1	4	3	1
Contest Totals	354		183	119	44	8

## Celina F

---

### Proposed Sales and Use Tax 0.5% Mercer County Detention Facility

Vote For 1

	TOTAL	VOTE %	Election Day	Absentee	Absentee Provisional Mail	
YES	172	49.86%	94	58	18	2
NO	173	50.14%	86	57	25	5
Total Votes Cast	345	100.00%	180	115	43	7
Overvotes	0		0	0	0	0
Undervotes	9		3	4	1	1
Contest Totals	354		183	119	44	8

**Celina G**

Statistics	TOTAL	Election Day	Absentee	Absentee	Provisional
				Mail	
Registered Voters - Total	951				
Ballots Cast - Total	364	197	112	49	6
Ballots Cast - Blank	0	0	0	0	0
Voter Turnout - Total	38.28%				

**Governor and Lieutenant Governor**

Vote For 1

	TOTAL	VOTE %	Election Day	Absentee	Absentee	Provisional
			Day		Mail	
REP Mike DeWine and Jon Husted	269	75.56%	153	80	30	6
DEM Nan Whaley and Cheryl L.	84	23.60%	39	27	18	0
Write-In Totals	3	0.84%	1	2	0	0
Write-In: Timothy Grady and Dayna Bickley	0	0.00%	0	0	0	0
Write-In: Craig Patton and Collin	0	0.00%	0	0	0	0
Write-In: Renea Turner and Adina Pelletier	0	0.00%	0	0	0	0
Write-In: Marshall Usher and Shannon Walker	0	0.00%	0	0	0	0
Write-In: Uncertified Write-In	0	0.00%	0	0	0	0
Not Assigned	3	0.84%	1	2	0	0
Total Votes Cast	356	100.00%	193	109	48	6
Overvotes	0		0	0	0	0
Undervotes	8		4	3	1	0
Contest Totals	364		197	112	49	6

**Attorney General**

Vote For 1

	TOTAL	VOTE %	Election Day	Absentee	Absentee	Provisional
			Day		Mail	
DEM Jeffrey A. Crossman	90	25.07%	36	28	26	0
REP Dave Yost	269	74.93%	160	80	23	6
Total Votes Cast	359	100.00%	196	108	49	6
Overvotes	0		0	0	0	0
Undervotes	5		1	4	0	0
Contest Totals	364		197	112	49	6

**Auditor of State**

Vote For 1

	TOTAL	VOTE %	Election Day	Absentee	Absentee	Provisional
			Day		Mail	
REP Keith Faber	275	76.60%	158	84	27	6
DEM Taylor Sappington	84	23.40%	36	26	22	0
Total Votes Cast	359	100.00%	194	110	49	6
Overvotes	0		0	0	0	0
Undervotes	5		3	2	0	0
Contest Totals	364		197	112	49	6

**Celina G**

Secretary of State

Vote For 1

	TOTAL	VOTE %	Election Day	Absentee	Absentee Mail	Provisional
DEM Chelsea Clark	90	25.07%	38	27	25	0
REP Frank LaRose	268	74.65%	158	81	23	6
Terpsehore Tore Maras	1	0.28%	0	1	0	0
Total Votes Cast	359	100.00%	196	109	48	6
Overvotes	0		0	0	0	0
Undervotes	5		1	3	1	0
Contest Totals	364		197	112	49	6

Treasurer of State

Vote For 1

	TOTAL	VOTE %	Election Day	Absentee	Absentee Mail	Provisional
DEM Scott Schertzer	98	27.53%	42	28	28	0
REP Robert Sprague	258	72.47%	151	80	21	6
Total Votes Cast	356	100.00%	193	108	49	6
Overvotes	0		0	0	0	0
Undervotes	8		4	4	0	0
Contest Totals	364		197	112	49	6

Chief Justice of the Supreme Court (FTC 1-1-2023)

Vote For 1

	TOTAL	VOTE %	Election Day	Absentee	Absentee Mail	Provisional
DEM Jennifer Brunner	99	27.73%	42	30	27	0
REP Sharon L. Kennedy	258	72.27%	152	78	22	6
Total Votes Cast	357	100.00%	194	108	49	6
Overvotes	0		0	0	0	0
Undervotes	7		3	4	0	0
Contest Totals	364		197	112	49	6

Justice of the Supreme Court (FTC 1-1-2023)

Vote For 1

	TOTAL	VOTE %	Election Day	Absentee	Absentee Mail	Provisional
REP Pat Fischer	263	74.08%	156	79	22	6
DEM Terri Jamison	92	25.92%	38	27	27	0
Total Votes Cast	355	100.00%	194	106	49	6
Overvotes	0		0	0	0	0
Undervotes	9		3	6	0	0
Contest Totals	364		197	112	49	6

**Celina G**

Justice of the Supreme Court (FTC 1-2-2023)

Vote For 1

	TOTAL	VOTE %	Election Day	Absentee	Absentee Mail	Provisional
REP Pat DeWine	253	71.07%	148	78	21	6
DEM Marilyn Zayas	103	28.93%	46	29	28	0
Total Votes Cast	356	100.00%	194	107	49	6
Overvotes	0		0	0	0	0
Undervotes	8		3	5	0	0
Contest Totals	364		197	112	49	6

U.S. Senator

Vote For 1

	TOTAL	VOTE %	Election Day	Absentee	Absentee Mail	Provisional
DEM Tim Ryan	108	30.34%	47	33	28	0
REP JD Vance	248	69.66%	146	75	21	6
Write-In Totals	0	0.00%	0	0	0	0
Write-In: John Cheng	0	0.00%	0	0	0	0
Write-In: Matthew R. Esh	0	0.00%	0	0	0	0
Write-In: Stephen Faris	0	0.00%	0	0	0	0
Write-In: Shane Hoffman	0	0.00%	0	0	0	0
Write-In: Uncertified Write-In	0	0.00%	0	0	0	0
Write-In: LaShondra Tinsley	0	0.00%	0	0	0	0
Not Assigned	0	0.00%	0	0	0	0
Total Votes Cast	356	100.00%	193	108	49	6
Overvotes	0		0	0	0	0
Undervotes	8		4	4	0	0
Contest Totals	364		197	112	49	6

Representative to Congress (5th District)

Vote For 1

	TOTAL	VOTE %	Election Day	Absentee	Absentee Mail	Provisional
REP Bob Latta	263	73.67%	150	80	27	6
DEM Craig Swartz	94	26.33%	46	26	22	0
Total Votes Cast	357	100.00%	196	106	49	6
Overvotes	0		0	0	0	0
Undervotes	7		1	6	0	0
Contest Totals	364		197	112	49	6

State Representative (84th District)

Vote For 1

	TOTAL	VOTE %	Election Day	Absentee	Absentee Mail	Provisional
REP Angela N. King	249	69.17%	143	76	24	6
DEM Sophia Rodriguez	111	30.83%	51	35	25	0
Total Votes Cast	360	100.00%	194	111	49	6
Overvotes	0		0	0	0	0
Undervotes	4		3	1	0	0
Contest Totals	364		197	112	49	6

**Celina G**

Judge of the Court of Appeals (3rd District) (FTC 2-9-2023)

Vote For 1

	TOTAL	VOTE %	Election Day	Absentee	Absentee Provisional	
			Day		Mail	
REP William R. Zimmerman	288	100.00%	164	82	36	6
Total Votes Cast	288	100.00%	164	82	36	6
Overvotes	0		0	0	0	0
Undervotes	76		33	30	13	0
Contest Totals	364		197	112	49	6

Judge of the Court of Appeals (3rd District) (FTC 2-11-2023)

Vote For 1

	TOTAL	VOTE %	Election Day	Absentee	Absentee Provisional	
			Day		Mail	
REP Juergen A. Waldick	283	100.00%	162	81	34	6
Total Votes Cast	283	100.00%	162	81	34	6
Overvotes	0		0	0	0	0
Undervotes	81		35	31	15	0
Contest Totals	364		197	112	49	6

County Commissioner (FTC 1-1-2023)

Vote For 1

	TOTAL	VOTE %	Election Day	Absentee	Absentee Provisional	
			Day		Mail	
REP David Buschur	259	72.55%	150	78	25	6
DEM Don Holtvoigt	98	27.45%	42	32	24	0
Total Votes Cast	357	100.00%	192	110	49	6
Overvotes	0		0	0	0	0
Undervotes	7		5	2	0	0
Contest Totals	364		197	112	49	6

County Auditor

Vote For 1

	TOTAL	VOTE %	Election Day	Absentee	Absentee Provisional	
			Day		Mail	
REP Randall E. Grapner	293	100.00%	165	85	37	6
Total Votes Cast	293	100.00%	165	85	37	6
Overvotes	0		0	0	0	0
Undervotes	71		32	27	12	0
Contest Totals	364		197	112	49	6

Judge of the Court of Common Pleas (General Division) (FTC 1-1-2023)

Vote For 1

	TOTAL	VOTE %	Election Day	Absentee	Absentee Provisional	
			Day		Mail	
Matthew K. Fox	266	100.00%	147	82	31	6
Total Votes Cast	266	100.00%	147	82	31	6
Overvotes	0		0	0	0	0
Undervotes	98		50	30	18	0
Contest Totals	364		197	112	49	6

**Celina G**

Issue 1 Proposed Constitutional Amendment Bail Reform

Vote For 1

	TOTAL	VOTE %	Election Day	Absentee	Absentee Provisional	Mail
YES	273	79.82%	151	76	41	5
NO	69	20.18%	38	25	6	0
Total Votes Cast	342	100.00%	189	101	47	5
Overvotes	0		0	0	0	0
Undervotes	22		8	11	2	1
Contest Totals	364		197	112	49	6

Issue 2 Proposed Constitutional Amendment Non Citizens

Vote For 1

	TOTAL	VOTE %	Election Day	Absentee	Absentee Provisional	Mail
YES	275	79.71%	153	85	34	3
NO	70	20.29%	37	20	11	2
Total Votes Cast	345	100.00%	190	105	45	5
Overvotes	0		0	0	0	0
Undervotes	19		7	7	4	1
Contest Totals	364		197	112	49	6

Proposed Tax Levy (Additional) Current Expenses 0.55 mills Mercer County Health District

Vote For 1

	TOTAL	VOTE %	Election Day	Absentee	Absentee Provisional	Mail
FOR THE TAX LEVY	153	44.61%	78	50	25	0
AGAINST THE TAX LEVY	190	55.39%	109	56	20	5
Total Votes Cast	343	100.00%	187	106	45	5
Overvotes	0		0	0	0	0
Undervotes	21		10	6	4	1
Contest Totals	364		197	112	49	6

Proposed Tax Levy (Renewal) Mercer County Board of Developmental Disabilities

Vote For 1

	TOTAL	VOTE %	Election Day	Absentee	Absentee Provisional	Mail
FOR THE TAX LEVY	233	67.34%	127	72	31	3
AGAINST THE TAX LEVY	113	32.66%	63	34	14	2
Total Votes Cast	346	100.00%	190	106	45	5
Overvotes	0		0	0	0	0
Undervotes	18		7	6	4	1
Contest Totals	364		197	112	49	6



Celina G

---

Proposed Sales and Use Tax 0.5% Mercer County Detention Facility

Vote For 1

	TOTAL	VOTE %	Election	Absentee	Absentee	Provisional
			Day		Mail	
YES	188	54.02%	103	57	26	2
NO	160	45.98%	85	50	21	4
Total Votes Cast	348	100.00%	188	107	47	6
Overvotes	0		0	0	0	0
Undervotes	16		9	5	2	0
Contest Totals	364		197	112	49	6

**Celina H**

Statistics	TOTAL	Election Day	Absentee	Absentee Provisional Mail	
Registered Voters - Total	653				
Ballots Cast - Total	412	185	158	60	9
Ballots Cast - Blank	0	0	0	0	0
Voter Turnout - Total	63.09%				

**Governor and Lieutenant Governor**

Vote For 1

	TOTAL	VOTE %	Election Day	Absentee	Absentee Provisional Mail	
REP Mike DeWine and Jon Husted	349	87.47%	157	134	50	8
DEM Nan Whaley and Cheryl L.	49	12.28%	20	19	9	1
Write-In Totals	1	0.25%	1	0	0	0
Write-In: Timothy Grady and Dayna Bickley	0	0.00%	0	0	0	0
Write-In: Craig Patton and Collin	0	0.00%	0	0	0	0
Write-In: Renea Turner and Adina Pelletier	0	0.00%	0	0	0	0
Write-In: Marshall Usher and Shannon Walker	0	0.00%	0	0	0	0
Write-In: Uncertified Write-In	0	0.00%	0	0	0	0
Not Assigned	1	0.25%	1	0	0	0
Total Votes Cast	399	100.00%	178	153	59	9
Overvotes	0		0	0	0	0
Undervotes	13		7	5	1	0
Contest Totals	412		185	158	60	9

**Attorney General**

Vote For 1

	TOTAL	VOTE %	Election Day	Absentee	Absentee Provisional Mail	
DEM Jeffrey A. Crossman	58	14.32%	19	24	15	0
REP Dave Yost	347	85.68%	161	132	45	9
Total Votes Cast	405	100.00%	180	156	60	9
Overvotes	0		0	0	0	0
Undervotes	7		5	2	0	0
Contest Totals	412		185	158	60	9

**Auditor of State**

Vote For 1

	TOTAL	VOTE %	Election Day	Absentee	Absentee Provisional Mail	
REP Keith Faber	352	86.70%	160	133	50	9
DEM Taylor Sappington	54	13.30%	22	23	9	0
Total Votes Cast	406	100.00%	182	156	59	9
Overvotes	0		0	0	0	0
Undervotes	6		3	2	1	0
Contest Totals	412		185	158	60	9

Celina H

Secretary of State

Vote For 1

	TOTAL VOTE %	Election Day	Absentee	Absentee Mail	Provisional
DEM Chelsea Clark	55 13.61%	23	20	12	0
REP Frank LaRose	347 85.89%	158	134	46	9
Terpsehore Tore Maras	2 0.50%	0	1	1	0
Total Votes Cast	404 100.00%	181	155	59	9
Overvotes	0	0	0	0	0
Undervotes	8	4	3	1	0
Contest Totals	412	185	158	60	9

Treasurer of State

Vote For 1

	TOTAL VOTE %	Election Day	Absentee	Absentee Mail	Provisional
DEM Scott Schertzer	64 16.12%	24	25	15	0
REP Robert Sprague	333 83.88%	153	126	45	9
Total Votes Cast	397 100.00%	177	151	60	9
Overvotes	0	0	0	0	0
Undervotes	15	8	7	0	0
Contest Totals	412	185	158	60	9

Chief Justice of the Supreme Court (FTC 1-1-2023)

Vote For 1

	TOTAL VOTE %	Election Day	Absentee	Absentee Mail	Provisional
DEM Jennifer Brunner	70 17.24%	28	27	15	0
REP Sharon L. Kennedy	336 82.76%	152	130	45	9
Total Votes Cast	406 100.00%	180	157	60	9
Overvotes	0	0	0	0	0
Undervotes	6	5	1	0	0
Contest Totals	412	185	158	60	9

Justice of the Supreme Court (FTC 1-1-2023)

Vote For 1

	TOTAL VOTE %	Election Day	Absentee	Absentee Mail	Provisional
REP Pat Fischer	333 82.22%	155	126	43	9
DEM Terri Jamison	72 17.78%	26	29	17	0
Total Votes Cast	405 100.00%	181	155	60	9
Overvotes	0	0	0	0	0
Undervotes	7	4	3	0	0
Contest Totals	412	185	158	60	9

Celina H

Justice of the Supreme Court (FTC 1-2-2023)

Vote For 1

	TOTAL	VOTE %	Election Day	Absentee	Absentee Mail	Provisional
REP Pat DeWine	329	81.23%	152	125	44	8
DEM Marilyn Zayas	76	18.77%	28	31	16	1
Total Votes Cast	405	100.00%	180	156	60	9
Overvotes	0		0	0	0	0
Undervotes	7		5	2	0	0
Contest Totals	412		185	158	60	9

U.S. Senator

Vote For 1

	TOTAL	VOTE %	Election Day	Absentee	Absentee Mail	Provisional
DEM Tim Ryan	89	21.87%	40	32	17	0
REP JD Vance	318	78.13%	142	124	43	9
Write-In Totals	0	0.00%	0	0	0	0
Write-In: John Cheng	0	0.00%	0	0	0	0
Write-In: Matthew R. Esh	0	0.00%	0	0	0	0
Write-In: Stephen Faris	0	0.00%	0	0	0	0
Write-In: Shane Hoffman	0	0.00%	0	0	0	0
Write-In: Uncertified Write-In	0	0.00%	0	0	0	0
Write-In: LaShondra Tinsley	0	0.00%	0	0	0	0
Not Assigned	0	0.00%	0	0	0	0
Total Votes Cast	407	100.00%	182	156	60	9
Overvotes	0		0	0	0	0
Undervotes	5		3	2	0	0
Contest Totals	412		185	158	60	9

Representative to Congress (5th District)

Vote For 1

	TOTAL	VOTE %	Election Day	Absentee	Absentee Mail	Provisional
REP Bob Latta	335	82.72%	153	128	46	8
DEM Craig Swartz	70	17.28%	26	29	14	1
Total Votes Cast	405	100.00%	179	157	60	9
Overvotes	0		0	0	0	0
Undervotes	7		6	1	0	0
Contest Totals	412		185	158	60	9

State Representative (84th District)

Vote For 1

	TOTAL	VOTE %	Election Day	Absentee	Absentee Mail	Provisional
REP Angela N. King	319	78.77%	141	124	46	8
DEM Sophia Rodriguez	86	21.23%	41	30	14	1
Total Votes Cast	405	100.00%	182	154	60	9
Overvotes	0		0	0	0	0
Undervotes	7		3	4	0	0
Contest Totals	412		185	158	60	9

**Celina H**

Judge of the Court of Appeals (3rd District) (FTC 2-9-2023)

Vote For 1

	TOTAL	VOTE %	Election Day	Absentee	Absentee Mail	Provisional
REP William R. Zimmerman	352	100.00%	157	135	51	9
Total Votes Cast	352	100.00%	157	135	51	9
Overvotes	0		0	0	0	0
Undervotes	60		28	23	9	0
Contest Totals	412		185	158	60	9

Judge of the Court of Appeals (3rd District) (FTC 2-11-2023)

Vote For 1

	TOTAL	VOTE %	Election Day	Absentee	Absentee Mail	Provisional
REP Juergen A. Waldick	347	100.00%	157	132	49	9
Total Votes Cast	347	100.00%	157	132	49	9
Overvotes	0		0	0	0	0
Undervotes	65		28	26	11	0
Contest Totals	412		185	158	60	9

County Commissioner (FTC 1-1-2023)

Vote For 1

	TOTAL	VOTE %	Election Day	Absentee	Absentee Mail	Provisional
REP David Buschur	347	86.75%	159	132	47	9
DEM Don Holtvoigt	53	13.25%	17	23	13	0
Total Votes Cast	400	100.00%	176	155	60	9
Overvotes	0		0	0	0	0
Undervotes	12		9	3	0	0
Contest Totals	412		185	158	60	9

County Auditor

Vote For 1

	TOTAL	VOTE %	Election Day	Absentee	Absentee Mail	Provisional
REP Randall E. Grapner	370	100.00%	166	142	53	9
Total Votes Cast	370	100.00%	166	142	53	9
Overvotes	0		0	0	0	0
Undervotes	42		19	16	7	0
Contest Totals	412		185	158	60	9

Judge of the Court of Common Pleas (General Division) (FTC 1-1-2023)

Vote For 1

	TOTAL	VOTE %	Election Day	Absentee	Absentee Mail	Provisional
Matthew K. Fox	332	100.00%	150	122	51	9
Total Votes Cast	332	100.00%	150	122	51	9
Overvotes	0		0	0	0	0
Undervotes	80		35	36	9	0
Contest Totals	412		185	158	60	9

Celina H

Issue 1 Proposed Constitutional Amendment Bail Reform

Vote For 1

	TOTAL	VOTE %	Election Day	Absentee	Absentee Provisional Mail	
YES	340	85.64%	153	131	49	7
NO	57	14.36%	26	21	10	0
Total Votes Cast	397	100.00%	179	152	59	7
Overvotes	0		0	0	0	0
Undervotes	15		6	6	1	2
Contest Totals	412		185	158	60	9

Issue 2 Proposed Constitutional Amendment Non Citizens

Vote For 1

	TOTAL	VOTE %	Election Day	Absentee	Absentee Provisional Mail	
YES	357	89.92%	161	138	51	7
NO	40	10.08%	17	16	7	0
Total Votes Cast	397	100.00%	178	154	58	7
Overvotes	0		0	0	0	0
Undervotes	15		7	4	2	2
Contest Totals	412		185	158	60	9

Proposed Tax Levy (Additional) Current Expenses 0.55 mills Mercer County Health District

Vote For 1

	TOTAL	VOTE %	Election Day	Absentee	Absentee Provisional Mail	
FOR THE TAX LEVY	160	40.61%	81	53	26	0
AGAINST THE TAX LEVY	234	59.39%	99	100	29	6
Total Votes Cast	394	100.00%	180	153	55	6
Overvotes	0		0	0	0	0
Undervotes	18		5	5	5	3
Contest Totals	412		185	158	60	9

Proposed Tax Levy (Renewal) Mercer County Board of Developmental Disabilities

Vote For 1

	TOTAL	VOTE %	Election Day	Absentee	Absentee Provisional Mail	
FOR THE TAX LEVY	272	68.34%	131	99	40	2
AGAINST THE TAX LEVY	126	31.66%	47	58	16	5
Total Votes Cast	398	100.00%	178	157	56	7
Overvotes	0		0	0	0	0
Undervotes	14		7	1	4	2
Contest Totals	412		185	158	60	9

Celina H

---

Proposed Sales and Use Tax 0.5% Mercer County Detention Facility

Vote For 1

	TOTAL	VOTE %	Election Day	Absentee	Absentee Mail	Provisional
YES	214	53.77%	91	84	39	0
NO	184	46.23%	85	72	20	7
Total Votes Cast	398	100.00%	176	156	59	7
Overvotes	0		0	0	0	0
Undervotes	14		9	2	1	2
Contest Totals	412		185	158	60	9

East Jefferson North

Statistics	TOTAL	Election Day	Absentee	Absentee Provisional Mail	
Registered Voters - Total	611				
Ballots Cast - Total	332	180	92	51	9
Ballots Cast - Blank	0	0	0	0	0
Voter Turnout - Total	54.34%				

Governor and Lieutenant Governor

Vote For 1

	TOTAL	VOTE %	Election Day	Absentee	Absentee Provisional Mail	
REP Mike DeWine and Jon Husted	271	83.38%	153	74	37	7
DEM Nan Whaley and Cheryl L.	53	16.31%	21	18	12	2
Write-In Totals	1	0.31%	1	0	0	0
Write-In: Timothy Grady and Dayna Bickley	0	0.00%	0	0	0	0
Write-In: Craig Patton and Collin	0	0.00%	0	0	0	0
Write-In: Renea Turner and Adina Pelletier	0	0.00%	0	0	0	0
Write-In: Marshall Usher and Shannon Walker	0	0.00%	0	0	0	0
Write-In: Uncertified Write-In	0	0.00%	0	0	0	0
Not Assigned	1	0.31%	1	0	0	0
Total Votes Cast	325	100.00%	175	92	49	9
Overvotes	0		0	0	0	0
Undervotes	7		5	0	2	0
Contest Totals	332		180	92	51	9

Attorney General

Vote For 1

	TOTAL	VOTE %	Election Day	Absentee	Absentee Provisional Mail	
DEM Jeffrey A. Crossman	62	18.84%	23	21	17	1
REP Dave Yost	267	81.16%	156	70	33	8
Total Votes Cast	329	100.00%	179	91	50	9
Overvotes	0		0	0	0	0
Undervotes	3		1	1	1	0
Contest Totals	332		180	92	51	9

Auditor of State

Vote For 1

	TOTAL	VOTE %	Election Day	Absentee	Absentee Provisional Mail	
REP Keith Faber	278	84.50%	159	73	38	8
DEM Taylor Sappington	51	15.50%	20	19	12	0
Total Votes Cast	329	100.00%	179	92	50	8
Overvotes	0		0	0	0	0
Undervotes	3		1	0	1	1
Contest Totals	332		180	92	51	9



East Jefferson North

Secretary of State

Vote For 1

	TOTAL	VOTE %	Election Day	Absentee	Absentee Mail	Provisional
DEM Chelsea Clark	55	16.82%	21	18	14	2
REP Frank LaRose	267	81.65%	155	71	34	7
Terpsehore Tore Maras	5	1.53%	3	2	0	0
Total Votes Cast	327	100.00%	179	91	48	9
Overvotes	0		0	0	0	0
Undervotes	5		1	1	3	0
Contest Totals	332		180	92	51	9

Treasurer of State

Vote For 1

	TOTAL	VOTE %	Election Day	Absentee	Absentee Mail	Provisional
DEM Scott Schertzer	59	18.10%	21	23	13	2
REP Robert Sprague	267	81.90%	157	69	35	6
Total Votes Cast	326	100.00%	178	92	48	8
Overvotes	0		0	0	0	0
Undervotes	6		2	0	3	1
Contest Totals	332		180	92	51	9

Chief Justice of the Supreme Court (FTC 1-1-2023)

Vote For 1

	TOTAL	VOTE %	Election Day	Absentee	Absentee Mail	Provisional
DEM Jennifer Brunner	62	18.90%	25	23	13	1
REP Sharon L. Kennedy	266	81.10%	154	69	35	8
Total Votes Cast	328	100.00%	179	92	48	9
Overvotes	0		0	0	0	0
Undervotes	4		1	0	3	0
Contest Totals	332		180	92	51	9

Justice of the Supreme Court (FTC 1-1-2023)

Vote For 1

	TOTAL	VOTE %	Election Day	Absentee	Absentee Mail	Provisional
REP Pat Fischer	265	81.04%	154	70	34	7
DEM Terri Jamison	62	18.96%	24	22	14	2
Total Votes Cast	327	100.00%	178	92	48	9
Overvotes	0		0	0	0	0
Undervotes	5		2	0	3	0
Contest Totals	332		180	92	51	9

East Jefferson North

Justice of the Supreme Court (FTC 1-2-2023)

Vote For 1

	TOTAL	VOTE %	Election Day	Absentee	Absentee Mail	Provisional
REP Pat DeWine	262	80.12%	153	69	33	7
DEM Marilyn Zayas	65	19.88%	25	23	15	2
Total Votes Cast	327	100.00%	178	92	48	9
Overvotes	0		0	0	0	0
Undervotes	5		2	0	3	0
Contest Totals	332		180	92	51	9

U.S. Senator

Vote For 1

	TOTAL	VOTE %	Election Day	Absentee	Absentee Mail	Provisional
DEM Tim Ryan	78	23.56%	32	27	18	1
REP JD Vance	253	76.44%	148	65	32	8
Write-In Totals	0	0.00%	0	0	0	0
Write-In: John Cheng	0	0.00%	0	0	0	0
Write-In: Matthew R. Esh	0	0.00%	0	0	0	0
Write-In: Stephen Faris	0	0.00%	0	0	0	0
Write-In: Shane Hoffman	0	0.00%	0	0	0	0
Write-In: Uncertified Write-In	0	0.00%	0	0	0	0
Write-In: LaShondra Tinsley	0	0.00%	0	0	0	0
Not Assigned	0	0.00%	0	0	0	0
Total Votes Cast	331	100.00%	180	92	50	9
Overvotes	0		0	0	0	0
Undervotes	1		0	0	1	0
Contest Totals	332		180	92	51	9

Representative to Congress (5th District)

Vote For 1

	TOTAL	VOTE %	Election Day	Absentee	Absentee Mail	Provisional
REP Bob Latta	269	82.52%	158	70	33	8
DEM Craig Swartz	57	17.48%	21	20	15	1
Total Votes Cast	326	100.00%	179	90	48	9
Overvotes	0		0	0	0	0
Undervotes	6		1	2	3	0
Contest Totals	332		180	92	51	9

State Representative (84th District)

Vote For 1

	TOTAL	VOTE %	Election Day	Absentee	Absentee Mail	Provisional
REP Angela N. King	255	78.22%	150	67	30	8
DEM Sophia Rodriguez	71	21.78%	29	24	17	1
Total Votes Cast	326	100.00%	179	91	47	9
Overvotes	0		0	0	0	0
Undervotes	6		1	1	4	0
Contest Totals	332		180	92	51	9

East Jefferson North

Judge of the Court of Appeals (3rd District) (FTC 2-9-2023)

Vote For 1	TOTAL	VOTE %	Election Day	Absentee	Absentee Provisional Mail	
REP William R. Zimmerman	282	100.00%	162	72	39	9
Total Votes Cast	282	100.00%	162	72	39	9
Overvotes	0		0	0	0	0
Undervotes	50		18	20	12	0
Contest Totals	332		180	92	51	9

Judge of the Court of Appeals (3rd District) (FTC 2-11-2023)

Vote For 1	TOTAL	VOTE %	Election Day	Absentee	Absentee Provisional Mail	
REP Juergen A. Waldick	275	100.00%	158	71	37	9
Total Votes Cast	275	100.00%	158	71	37	9
Overvotes	0		0	0	0	0
Undervotes	57		22	21	14	0
Contest Totals	332		180	92	51	9

County Commissioner (FTC 1-1-2023)

Vote For 1	TOTAL	VOTE %	Election Day	Absentee	Absentee Provisional Mail	
REP David Buschur	269	82.26%	157	71	33	8
DEM Don Holtvoigt	58	17.74%	23	20	14	1
Total Votes Cast	327	100.00%	180	91	47	9
Overvotes	0		0	0	0	0
Undervotes	5		0	1	4	0
Contest Totals	332		180	92	51	9

County Auditor

Vote For 1	TOTAL	VOTE %	Election Day	Absentee	Absentee Provisional Mail	
REP Randall E. Grapner	284	100.00%	160	76	39	9
Total Votes Cast	284	100.00%	160	76	39	9
Overvotes	0		0	0	0	0
Undervotes	48		20	16	12	0
Contest Totals	332		180	92	51	9

Judge of the Court of Common Pleas (General Division) (FTC 1-1-2023)

Vote For 1	TOTAL	VOTE %	Election Day	Absentee	Absentee Provisional Mail	
Matthew K. Fox	260	100.00%	146	69	38	7
Total Votes Cast	260	100.00%	146	69	38	7
Overvotes	0		0	0	0	0
Undervotes	72		34	23	13	2
Contest Totals	332		180	92	51	9

East Jefferson North

Issue 1 Proposed Constitutional Amendment Bail Reform

Vote For 1

	TOTAL	VOTE %	Election Day	Absentee	Absentee Provisional	Mail
YES	261	80.56%	140	68	47	6
NO	63	19.44%	36	23	1	3
Total Votes Cast	324	100.00%	176	91	48	9
Overvotes	0		0	0	0	0
Undervotes	8		4	1	3	0
Contest Totals	332		180	92	51	9

Issue 2 Proposed Constitutional Amendment Non Citizens

Vote For 1

	TOTAL	VOTE %	Election Day	Absentee	Absentee Provisional	Mail
YES	285	87.96%	155	76	46	8
NO	39	12.04%	21	14	3	1
Total Votes Cast	324	100.00%	176	90	49	9
Overvotes	0		0	0	0	0
Undervotes	8		4	2	2	0
Contest Totals	332		180	92	51	9

Proposed Tax Levy (Additional) Current Expenses 0.55 mills Mercer County Health District

Vote For 1

	TOTAL	VOTE %	Election Day	Absentee	Absentee Provisional	Mail
FOR THE TAX LEVY	113	35.53%	45	42	23	3
AGAINST THE TAX LEVY	205	64.47%	128	49	24	4
Total Votes Cast	318	100.00%	173	91	47	7
Overvotes	0		0	0	0	0
Undervotes	14		7	1	4	2
Contest Totals	332		180	92	51	9

Proposed Tax Levy (Renewal) Mercer County Board of Developmental Disabilities

Vote For 1

	TOTAL	VOTE %	Election Day	Absentee	Absentee Provisional	Mail
FOR THE TAX LEVY	194	60.25%	102	54	33	5
AGAINST THE TAX LEVY	128	39.75%	75	35	14	4
Total Votes Cast	322	100.00%	177	89	47	9
Overvotes	0		0	0	0	0
Undervotes	10		3	3	4	0
Contest Totals	332		180	92	51	9

East Jefferson North

---

Proposed Sales and Use Tax 0.5% Mercer County Detention Facility

Vote For 1

	TOTAL	VOTE %	Election Day	Absentee	Absentee Mail	Provisional
YES	174	53.87%	93	49	28	4
NO	149	46.13%	83	40	21	5
Total Votes Cast	323	100.00%	176	89	49	9
Overvotes	0		0	0	0	0
Undervotes	9		4	3	2	0
Contest Totals	332		180	92	51	9

East Jefferson South

Statistics	TOTAL	Election Day	Absentee	Absentee Provisional Mail	
Registered Voters - Total	665				
Ballots Cast - Total	432	202	151	73	6
Ballots Cast - Blank	0	0	0	0	0
Voter Turnout - Total	64.96%				

Governor and Lieutenant Governor

Vote For 1

	TOTAL	VOTE %	Election Day	Absentee	Absentee Provisional Mail	
REP Mike DeWine and Jon Husted	343	80.33%	183	111	44	5
DEM Nan Whaley and Cheryl L.	84	19.67%	17	37	29	1
Write-In Totals	0	0.00%	0	0	0	0
Write-In: Timothy Grady and Dayna Bickley	0	0.00%	0	0	0	0
Write-In: Craig Patton and Collin	0	0.00%	0	0	0	0
Write-In: Renea Turner and Adina Pelletier	0	0.00%	0	0	0	0
Write-In: Marshall Usher and Shannon Walker	0	0.00%	0	0	0	0
Write-In: Uncertified Write-In	0	0.00%	0	0	0	0
Not Assigned	0	0.00%	0	0	0	0
Total Votes Cast	427	100.00%	200	148	73	6
Overvotes	0		0	0	0	0
Undervotes	5		2	3	0	0
Contest Totals	432		202	151	73	6

Attorney General

Vote For 1

	TOTAL	VOTE %	Election Day	Absentee	Absentee Provisional Mail	
DEM Jeffrey A. Crossman	96	22.59%	24	39	32	1
REP Dave Yost	329	77.41%	176	109	39	5
Total Votes Cast	425	100.00%	200	148	71	6
Overvotes	0		0	0	0	0
Undervotes	7		2	3	2	0
Contest Totals	432		202	151	73	6

Auditor of State

Vote For 1

	TOTAL	VOTE %	Election Day	Absentee	Absentee Provisional Mail	
REP Keith Faber	334	78.77%	180	109	40	5
DEM Taylor Sappington	90	21.23%	19	41	29	1
Total Votes Cast	424	100.00%	199	150	69	6
Overvotes	0		0	0	0	0
Undervotes	8		3	1	4	0
Contest Totals	432		202	151	73	6

East Jefferson South

Secretary of State

Vote For 1

	TOTAL	VOTE %	Election Day	Absentee	Absentee Mail	Provisional
DEM Chelsea Clark	95	22.35%	23	41	30	1
REP Frank LaRose	323	76.00%	169	108	41	5
Terpsehore Tore Maras	7	1.65%	7	0	0	0
Total Votes Cast	425	100.00%	199	149	71	6
Overvotes	0		0	0	0	0
Undervotes	7		3	2	2	0
Contest Totals	432		202	151	73	6

Treasurer of State

Vote For 1

	TOTAL	VOTE %	Election Day	Absentee	Absentee Mail	Provisional
DEM Scott Schertzer	100	23.92%	24	44	31	1
REP Robert Sprague	318	76.08%	168	105	40	5
Total Votes Cast	418	100.00%	192	149	71	6
Overvotes	0		0	0	0	0
Undervotes	14		10	2	2	0
Contest Totals	432		202	151	73	6

Chief Justice of the Supreme Court (FTC 1-1-2023)

Vote For 1

	TOTAL	VOTE %	Election Day	Absentee	Absentee Mail	Provisional
DEM Jennifer Brunner	111	26.43%	32	47	31	1
REP Sharon L. Kennedy	309	73.57%	162	104	38	5
Total Votes Cast	420	100.00%	194	151	69	6
Overvotes	0		0	0	0	0
Undervotes	12		8	0	4	0
Contest Totals	432		202	151	73	6

Justice of the Supreme Court (FTC 1-1-2023)

Vote For 1

	TOTAL	VOTE %	Election Day	Absentee	Absentee Mail	Provisional
REP Pat Fischer	315	74.82%	165	106	39	5
DEM Terri Jamison	106	25.18%	31	45	29	1
Total Votes Cast	421	100.00%	196	151	68	6
Overvotes	0		0	0	0	0
Undervotes	11		6	0	5	0
Contest Totals	432		202	151	73	6

East Jefferson South

Justice of the Supreme Court (FTC 1-2-2023)

Vote For 1

	TOTAL	VOTE %	Election Day	Absentee	Absentee Mail	Provisional
REP Pat DeWine	316	75.24%	169	104	38	5
DEM Marilyn Zayas	104	24.76%	29	45	29	1
Total Votes Cast	420	100.00%	198	149	67	6
Overvotes	0		0	0	0	0
Undervotes	12		4	2	6	0
Contest Totals	432		202	151	73	6

U.S. Senator

Vote For 1

	TOTAL	VOTE %	Election Day	Absentee	Absentee Mail	Provisional
DEM Tim Ryan	126	29.58%	42	48	35	1
REP JD Vance	300	70.42%	156	102	37	5
Write-In Totals	0	0.00%	0	0	0	0
Write-In: John Cheng	0	0.00%	0	0	0	0
Write-In: Matthew R. Esh	0	0.00%	0	0	0	0
Write-In: Stephen Faris	0	0.00%	0	0	0	0
Write-In: Shane Hoffman	0	0.00%	0	0	0	0
Write-In: Uncertified Write-In	0	0.00%	0	0	0	0
Write-In: LaShondra Tinsley	0	0.00%	0	0	0	0
Not Assigned	0	0.00%	0	0	0	0
Total Votes Cast	426	100.00%	198	150	72	6
Overvotes	0		0	0	0	0
Undervotes	6		4	1	1	0
Contest Totals	432		202	151	73	6

Representative to Congress (5th District)

Vote For 1

	TOTAL	VOTE %	Election Day	Absentee	Absentee Mail	Provisional
REP Bob Latta	320	75.65%	166	109	40	5
DEM Craig Swartz	103	24.35%	29	42	31	1
Total Votes Cast	423	100.00%	195	151	71	6
Overvotes	0		0	0	0	0
Undervotes	9		7	0	2	0
Contest Totals	432		202	151	73	6

State Representative (84th District)

Vote For 1

	TOTAL	VOTE %	Election Day	Absentee	Absentee Mail	Provisional
REP Angela N. King	299	69.86%	158	101	35	5
DEM Sophia Rodriguez	129	30.14%	43	49	36	1
Total Votes Cast	428	100.00%	201	150	71	6
Overvotes	0		0	0	0	0
Undervotes	4		1	1	2	0
Contest Totals	432		202	151	73	6



East Jefferson South

Judge of the Court of Appeals (3rd District) (FTC 2-9-2023)

Vote For 1

	TOTAL	VOTE %	Election Day	Absentee	Absentee Mail	Provisional
REP William R. Zimmerman	343	100.00%	172	117	49	5
Total Votes Cast	343	100.00%	172	117	49	5
Overvotes	0		0	0	0	0
Undervotes	89		30	34	24	1
Contest Totals	432		202	151	73	6

Judge of the Court of Appeals (3rd District) (FTC 2-11-2023)

Vote For 1

	TOTAL	VOTE %	Election Day	Absentee	Absentee Mail	Provisional
REP Juergen A. Waldick	335	100.00%	170	116	44	5
Total Votes Cast	335	100.00%	170	116	44	5
Overvotes	0		0	0	0	0
Undervotes	97		32	35	29	1
Contest Totals	432		202	151	73	6

County Commissioner (FTC 1-1-2023)

Vote For 1

	TOTAL	VOTE %	Election Day	Absentee	Absentee Mail	Provisional
REP David Buschur	328	77.54%	171	110	42	5
DEM Don Holtvoigt	95	22.46%	25	41	28	1
Total Votes Cast	423	100.00%	196	151	70	6
Overvotes	0		0	0	0	0
Undervotes	9		6	0	3	0
Contest Totals	432		202	151	73	6

County Auditor

Vote For 1

	TOTAL	VOTE %	Election Day	Absentee	Absentee Mail	Provisional
REP Randall E. Grapner	366	100.00%	187	124	50	5
Total Votes Cast	366	100.00%	187	124	50	5
Overvotes	0		0	0	0	0
Undervotes	66		15	27	23	1
Contest Totals	432		202	151	73	6

Judge of the Court of Common Pleas (General Division) (FTC 1-1-2023)

Vote For 1

	TOTAL	VOTE %	Election Day	Absentee	Absentee Mail	Provisional
Matthew K. Fox	328	100.00%	157	114	51	6
Total Votes Cast	328	100.00%	157	114	51	6
Overvotes	0		0	0	0	0
Undervotes	104		45	37	22	0
Contest Totals	432		202	151	73	6

East Jefferson South

Issue 1 Proposed Constitutional Amendment Bail Reform

Vote For 1

	TOTAL	VOTE %	Election Day	Absentee	Absentee Provisional	Mail
YES	340	80.19%	164	118	52	6
NO	84	19.81%	36	29	19	0
Total Votes Cast	424	100.00%	200	147	71	6
Overvotes	0		0	0	0	0
Undervotes	8		2	4	2	0
Contest Totals	432		202	151	73	6

Issue 2 Proposed Constitutional Amendment Non Citizens

Vote For 1

	TOTAL	VOTE %	Election Day	Absentee	Absentee Provisional	Mail
YES	348	82.66%	169	114	60	5
NO	73	17.34%	30	30	12	1
Total Votes Cast	421	100.00%	199	144	72	6
Overvotes	0		0	0	0	0
Undervotes	11		3	7	1	0
Contest Totals	432		202	151	73	6

Proposed Tax Levy (Additional) Current Expenses 0.55 mills Mercer County Health District

Vote For 1

	TOTAL	VOTE %	Election Day	Absentee	Absentee Provisional	Mail
FOR THE TAX LEVY	172	40.86%	76	60	36	0
AGAINST THE TAX LEVY	249	59.14%	122	87	34	6
Total Votes Cast	421	100.00%	198	147	70	6
Overvotes	0		0	0	0	0
Undervotes	11		4	4	3	0
Contest Totals	432		202	151	73	6

Proposed Tax Levy (Renewal) Mercer County Board of Developmental Disabilities

Vote For 1

	TOTAL	VOTE %	Election Day	Absentee	Absentee Provisional	Mail
FOR THE TAX LEVY	279	65.19%	125	100	52	2
AGAINST THE TAX LEVY	149	34.81%	77	47	21	4
Total Votes Cast	428	100.00%	202	147	73	6
Overvotes	0		0	0	0	0
Undervotes	4		0	4	0	0
Contest Totals	432		202	151	73	6

East Jefferson South

---

Proposed Sales and Use Tax 0.5% Mercer County Detention Facility

Vote For 1

	TOTAL	VOTE %	Election Day	Absentee	Absentee Mail	Provisional
YES	221	52.37%	89	88	43	1
NO	201	47.63%	111	58	27	5
Total Votes Cast	422	100.00%	200	146	70	6
Overvotes	0		0	0	0	0
Undervotes	10		2	5	3	0
Contest Totals	432		202	151	73	6

West Jefferson

Statistics	TOTAL	Election Day	Absentee	Absentee Provisional Mail	
Registered Voters - Total	869				
Ballots Cast - Total	529	278	179	67	5
Ballots Cast - Blank	0	0	0	0	0
Voter Turnout - Total	60.87%				

Governor and Lieutenant Governor

Vote For 1

	TOTAL	VOTE %	Election Day	Absentee	Absentee Provisional Mail	
REP Mike DeWine and Jon Husted	446	86.60%	244	152	46	4
DEM Nan Whaley and Cheryl L.	66	12.82%	22	22	21	1
Write-In Totals	3	0.58%	3	0	0	0
Write-In: Marshall Usher and Shannon Walker	1	0.19%	1	0	0	0
Write-In: Timothy Grady and Dayna Bickley	0	0.00%	0	0	0	0
Write-In: Craig Patton and Collin	0	0.00%	0	0	0	0
Write-In: Renea Turner and Adina Pelletier	0	0.00%	0	0	0	0
Write-In: Uncertified Write-In	0	0.00%	0	0	0	0
Not Assigned	2	0.39%	2	0	0	0
Total Votes Cast	515	100.00%	269	174	67	5
Overvotes	0		0	0	0	0
Undervotes	14		9	5	0	0
Contest Totals	529		278	179	67	5

Attorney General

Vote For 1

	TOTAL	VOTE %	Election Day	Absentee	Absentee Provisional Mail	
DEM Jeffrey A. Crossman	86	16.51%	28	31	26	1
REP Dave Yost	435	83.49%	246	144	41	4
Total Votes Cast	521	100.00%	274	175	67	5
Overvotes	0		0	0	0	0
Undervotes	8		4	4	0	0
Contest Totals	529		278	179	67	5

Auditor of State

Vote For 1

	TOTAL	VOTE %	Election Day	Absentee	Absentee Provisional Mail	
REP Keith Faber	450	86.04%	249	153	44	4
DEM Taylor Sappington	73	13.96%	26	24	22	1
Total Votes Cast	523	100.00%	275	177	66	5
Overvotes	0		0	0	0	0
Undervotes	6		3	2	1	0
Contest Totals	529		278	179	67	5

West Jefferson

Secretary of State

Vote For 1

	TOTAL	VOTE %	Election Day	Absentee	Absentee Mail	Provisional
DEM Chelsea Clark	75	14.42%	24	27	23	1
REP Frank LaRose	431	82.88%	236	147	44	4
Terpsehore Tore Maras	14	2.69%	13	1	0	0
Total Votes Cast	520	100.00%	273	175	67	5
Overvotes	0		0	0	0	0
Undervotes	9		5	4	0	0
Contest Totals	529		278	179	67	5

Treasurer of State

Vote For 1

	TOTAL	VOTE %	Election Day	Absentee	Absentee Mail	Provisional
DEM Scott Schertzer	87	16.99%	32	31	24	0
REP Robert Sprague	425	83.01%	237	141	42	5
Total Votes Cast	512	100.00%	269	172	66	5
Overvotes	0		0	0	0	0
Undervotes	17		9	7	1	0
Contest Totals	529		278	179	67	5

Chief Justice of the Supreme Court (FTC 1-1-2023)

Vote For 1

	TOTAL	VOTE %	Election Day	Absentee	Absentee Mail	Provisional
DEM Jennifer Brunner	91	17.43%	32	32	26	1
REP Sharon L. Kennedy	431	82.57%	244	142	41	4
Total Votes Cast	522	100.00%	276	174	67	5
Overvotes	0		0	0	0	0
Undervotes	7		2	5	0	0
Contest Totals	529		278	179	67	5

Justice of the Supreme Court (FTC 1-1-2023)

Vote For 1

	TOTAL	VOTE %	Election Day	Absentee	Absentee Mail	Provisional
REP Pat Fischer	430	83.82%	241	143	42	4
DEM Terri Jamison	83	16.18%	28	29	25	1
Total Votes Cast	513	100.00%	269	172	67	5
Overvotes	0		0	0	0	0
Undervotes	16		9	7	0	0
Contest Totals	529		278	179	67	5

Precinct Summary Results Report  
 2022 November 8 General  
 November 8, 2022

OFFICIAL RESULTS PRECINCT SUMMARY

Mercer County

West Jefferson

Justice of the Supreme Court (FTC 1-2-2023)

Vote For 1

	TOTAL	VOTE %	Election Day	Absentee	Absentee Mail	Provisional
REP Pat DeWine	420	82.35%	239	135	42	4
DEM Marilyn Zayas	90	17.65%	31	33	25	1
Total Votes Cast	510	100.00%	270	168	67	5
Overvotes	0		0	0	0	0
Undervotes	19		8	11	0	0
Contest Totals	529		278	179	67	5

U.S. Senator

Vote For 1

	TOTAL	VOTE %	Election Day	Absentee	Absentee Mail	Provisional
DEM Tim Ryan	114	22.18%	48	40	25	1
REP JD Vance	399	77.63%	221	134	40	4
Write-In Totals	1	0.19%	1	0	0	0
Write-In: John Cheng	0	0.00%	0	0	0	0
Write-In: Matthew R. Esh	0	0.00%	0	0	0	0
Write-In: Stephen Faris	0	0.00%	0	0	0	0
Write-In: Shane Hoffman	0	0.00%	0	0	0	0
Write-In: Uncertified Write-In	0	0.00%	0	0	0	0
Write-In: LaShondra Tinsley	0	0.00%	0	0	0	0
Not Assigned	1	0.19%	1	0	0	0
Total Votes Cast	514	100.00%	270	174	65	5
Overvotes	0		0	0	0	0
Undervotes	15		8	5	2	0
Contest Totals	529		278	179	67	5

Representative to Congress (5th District)

Vote For 1

	TOTAL	VOTE %	Election Day	Absentee	Absentee Mail	Provisional
REP Bob Latta	438	84.07%	246	144	44	4
DEM Craig Swartz	83	15.93%	29	30	23	1
Total Votes Cast	521	100.00%	275	174	67	5
Overvotes	0		0	0	0	0
Undervotes	8		3	5	0	0
Contest Totals	529		278	179	67	5

State Representative (84th District)

Vote For 1

	TOTAL	VOTE %	Election Day	Absentee	Absentee Mail	Provisional
REP Angela N. King	393	75.58%	218	133	38	4
DEM Sophia Rodriguez	127	24.42%	55	45	26	1
Total Votes Cast	520	100.00%	273	178	64	5
Overvotes	0		0	0	0	0
Undervotes	9		5	1	3	0
Contest Totals	529		278	179	67	5

Precinct Summary Results Report  
 2022 November 8 General  
 November 8, 2022

OFFICIAL RESULTS PRECINCT SUMMARY

Mercer County

West Jefferson

Judge of the Court of Appeals (3rd District) (FTC 2-9-2023)

Vote For 1	TOTAL	VOTE %	Election Day	Absentee	Absentee Provisional Mail	
REP William R. Zimmerman	443	100.00%	242	149	48	4
Total Votes Cast	443	100.00%	242	149	48	4
Overvotes	0		0	0	0	0
Undervotes	86		36	30	19	1
Contest Totals	529		278	179	67	5

Judge of the Court of Appeals (3rd District) (FTC 2-11-2023)

Vote For 1	TOTAL	VOTE %	Election Day	Absentee	Absentee Provisional Mail	
REP Juergen A. Waldick	431	100.00%	235	143	49	4
Total Votes Cast	431	100.00%	235	143	49	4
Overvotes	0		0	0	0	0
Undervotes	98		43	36	18	1
Contest Totals	529		278	179	67	5

County Commissioner (FTC 1-1-2023)

Vote For 1	TOTAL	VOTE %	Election Day	Absentee	Absentee Provisional Mail	
REP David Buschur	443	85.36%	241	153	45	4
DEM Don Holtvoigt	76	14.64%	29	24	22	1
Total Votes Cast	519	100.00%	270	177	67	5
Overvotes	0		0	0	0	0
Undervotes	10		8	2	0	0
Contest Totals	529		278	179	67	5

County Auditor

Vote For 1	TOTAL	VOTE %	Election Day	Absentee	Absentee Provisional Mail	
REP Randall E. Grapner	461	100.00%	252	153	51	5
Total Votes Cast	461	100.00%	252	153	51	5
Overvotes	0		0	0	0	0
Undervotes	68		26	26	16	0
Contest Totals	529		278	179	67	5

Judge of the Court of Common Pleas (General Division) (FTC 1-1-2023)

Vote For 1	TOTAL	VOTE %	Election Day	Absentee	Absentee Provisional Mail	
Matthew K. Fox	414	100.00%	221	139	51	3
Total Votes Cast	414	100.00%	221	139	51	3
Overvotes	0		0	0	0	0
Undervotes	115		57	40	16	2
Contest Totals	529		278	179	67	5

West Jefferson

Issue 1 Proposed Constitutional Amendment Bail Reform

Vote For 1

	TOTAL	VOTE %	Election Day	Absentee	Absentee Provisional	
			Day		Mail	
YES	426	84.02%	226	143	52	5
NO	81	15.98%	43	25	13	0
Total Votes Cast	507	100.00%	269	168	65	5
Overvotes	0		0	0	0	0
Undervotes	22		9	11	2	0
Contest Totals	529		278	179	67	5

Issue 2 Proposed Constitutional Amendment Non Citizens

Vote For 1

	TOTAL	VOTE %	Election Day	Absentee	Absentee Provisional	
			Day		Mail	
YES	458	88.42%	245	155	53	5
NO	60	11.58%	29	19	12	0
Total Votes Cast	518	100.00%	274	174	65	5
Overvotes	0		0	0	0	0
Undervotes	11		4	5	2	0
Contest Totals	529		278	179	67	5

Proposed Tax Levy (Additional) Current Expenses 0.55 mills Mercer County Health District

Vote For 1

	TOTAL	VOTE %	Election Day	Absentee	Absentee Provisional	
			Day		Mail	
FOR THE TAX LEVY	199	38.57%	95	75	25	4
AGAINST THE TAX LEVY	317	61.43%	177	99	40	1
Total Votes Cast	516	100.00%	272	174	65	5
Overvotes	0		0	0	0	0
Undervotes	13		6	5	2	0
Contest Totals	529		278	179	67	5

Proposed Tax Levy (Renewal) Mercer County Board of Developmental Disabilities

Vote For 1

	TOTAL	VOTE %	Election Day	Absentee	Absentee Provisional	
			Day		Mail	
FOR THE TAX LEVY	313	60.42%	162	108	38	5
AGAINST THE TAX LEVY	205	39.58%	113	65	27	0
Total Votes Cast	518	100.00%	275	173	65	5
Overvotes	0		0	0	0	0
Undervotes	11		3	6	2	0
Contest Totals	529		278	179	67	5



West Jefferson

---

Proposed Sales and Use Tax 0.5% Mercer County Detention Facility

Vote For 1

	TOTAL VOTE %		Election Day	Absentee	Absentee Provisional	
			Day		Mail	
YES	266	51.45%	129	94	40	3
NO	251	48.55%	141	82	26	2
Total Votes Cast	517	100.00%	270	176	66	5
Overvotes	0		0	0	0	0
Undervotes	12		8	3	1	0
Contest Totals	529		278	179	67	5

Center Township

Statistics	TOTAL	Election Day	Absentee	Absentee Provisional Mail	
Registered Voters - Total	801				
Ballots Cast - Total	488	296	131	53	8
Ballots Cast - Blank	0	0	0	0	0
Voter Turnout - Total	60.92%				

Governor and Lieutenant Governor

Vote For 1

	TOTAL	VOTE %	Election Day	Absentee	Absentee Provisional Mail	
REP Mike DeWine and Jon Husted	415	86.82%	259	111	37	8
DEM Nan Whaley and Cheryl L.	60	12.55%	28	19	13	0
Write-In Totals	3	0.63%	3	0	0	0
Write-In: Marshall Usher and Shannon Walker	2	0.42%	2	0	0	0
Write-In: Timothy Grady and Dayna Bickley	0	0.00%	0	0	0	0
Write-In: Craig Patton and Collin	0	0.00%	0	0	0	0
Write-In: Renea Turner and Adina Pelletier	0	0.00%	0	0	0	0
Write-In: Uncertified Write-In	0	0.00%	0	0	0	0
Not Assigned	1	0.21%	1	0	0	0
Total Votes Cast	478	100.00%	290	130	50	8
Overvotes	0		0	0	0	0
Undervotes	10		6	1	3	0
Contest Totals	488		296	131	53	8

Attorney General

Vote For 1

	TOTAL	VOTE %	Election Day	Absentee	Absentee Provisional Mail	
DEM Jeffrey A. Crossman	63	13.07%	28	20	15	0
REP Dave Yost	419	86.93%	264	111	36	8
Total Votes Cast	482	100.00%	292	131	51	8
Overvotes	0		0	0	0	0
Undervotes	6		4	0	2	0
Contest Totals	488		296	131	53	8

Auditor of State

Vote For 1

	TOTAL	VOTE %	Election Day	Absentee	Absentee Provisional Mail	
REP Keith Faber	422	87.19%	266	110	38	8
DEM Taylor Sappington	62	12.81%	30	19	13	0
Total Votes Cast	484	100.00%	296	129	51	8
Overvotes	0		0	0	0	0
Undervotes	4		0	2	2	0
Contest Totals	488		296	131	53	8

Center Township

Secretary of State

Vote For 1

	TOTAL	VOTE %	Election Day	Absentee	Absentee Mail	Provisional
DEM Chelsea Clark	63	13.07%	29	19	15	0
REP Frank LaRose	414	85.89%	259	110	37	8
Terpsehore Tore Maras	5	1.04%	4	1	0	0
Total Votes Cast	482	100.00%	292	130	52	8
Overvotes	0		0	0	0	0
Undervotes	6		4	1	1	0
Contest Totals	488		296	131	53	8

Treasurer of State

Vote For 1

	TOTAL	VOTE %	Election Day	Absentee	Absentee Mail	Provisional
DEM Scott Schertzer	58	12.16%	25	19	14	0
REP Robert Sprague	419	87.84%	262	111	38	8
Total Votes Cast	477	100.00%	287	130	52	8
Overvotes	0		0	0	0	0
Undervotes	11		9	1	1	0
Contest Totals	488		296	131	53	8

Chief Justice of the Supreme Court (FTC 1-1-2023)

Vote For 1

	TOTAL	VOTE %	Election Day	Absentee	Absentee Mail	Provisional
DEM Jennifer Brunner	67	13.90%	29	24	14	0
REP Sharon L. Kennedy	415	86.10%	263	107	37	8
Total Votes Cast	482	100.00%	292	131	51	8
Overvotes	0		0	0	0	0
Undervotes	6		4	0	2	0
Contest Totals	488		296	131	53	8

Justice of the Supreme Court (FTC 1-1-2023)

Vote For 1

	TOTAL	VOTE %	Election Day	Absentee	Absentee Mail	Provisional
REP Pat Fischer	407	84.79%	256	107	36	8
DEM Terri Jamison	73	15.21%	33	24	16	0
Total Votes Cast	480	100.00%	289	131	52	8
Overvotes	0		0	0	0	0
Undervotes	8		7	0	1	0
Contest Totals	488		296	131	53	8

Center Township

Justice of the Supreme Court (FTC 1-2-2023)

Vote For 1

	TOTAL	VOTE %	Election Day	Absentee	Absentee Provisional	
			Day		Mail	
REP Pat DeWine	409	85.39%	256	108	37	8
DEM Marilyn Zayas	70	14.61%	33	23	14	0
Total Votes Cast	479	100.00%	289	131	51	8
Overvotes	0		0	0	0	0
Undervotes	9		7	0	2	0
Contest Totals	488		296	131	53	8

U.S. Senator

Vote For 1

	TOTAL	VOTE %	Election Day	Absentee	Absentee Provisional	
			Day		Mail	
DEM Tim Ryan	86	17.81%	40	27	19	0
REP JD Vance	397	82.19%	253	103	33	8
Write-In Totals	0	0.00%	0	0	0	0
Write-In: John Cheng	0	0.00%	0	0	0	0
Write-In: Matthew R. Esh	0	0.00%	0	0	0	0
Write-In: Stephen Faris	0	0.00%	0	0	0	0
Write-In: Shane Hoffman	0	0.00%	0	0	0	0
Write-In: Uncertified Write-In	0	0.00%	0	0	0	0
Write-In: LaShondra Tinsley	0	0.00%	0	0	0	0
Not Assigned	0	0.00%	0	0	0	0
Total Votes Cast	483	100.00%	293	130	52	8
Overvotes	0		0	0	0	0
Undervotes	5		3	1	1	0
Contest Totals	488		296	131	53	8

Representative to Congress (5th District)

Vote For 1

	TOTAL	VOTE %	Election Day	Absentee	Absentee Provisional	
			Day		Mail	
REP Bob Latta	419	86.93%	265	109	37	8
DEM Craig Swartz	63	13.07%	27	22	14	0
Total Votes Cast	482	100.00%	292	131	51	8
Overvotes	0		0	0	0	0
Undervotes	6		4	0	2	0
Contest Totals	488		296	131	53	8

State Representative (84th District)

Vote For 1

	TOTAL	VOTE %	Election Day	Absentee	Absentee Provisional	
			Day		Mail	
REP Angela N. King	387	79.96%	242	100	37	8
DEM Sophia Rodriguez	97	20.04%	52	29	16	0
Total Votes Cast	484	100.00%	294	129	53	8
Overvotes	0		0	0	0	0
Undervotes	4		2	2	0	0
Contest Totals	488		296	131	53	8

Center Township

Judge of the Court of Appeals (3rd District) (FTC 2-9-2023)

Vote For 1

	TOTAL	VOTE %	Election Day	Absentee	Absentee Provisional Mail	
REP William R. Zimmerman	417	100.00%	260	111	39	7
Total Votes Cast	417	100.00%	260	111	39	7
Overvotes	0		0	0	0	0
Undervotes	71		36	20	14	1
Contest Totals	488		296	131	53	8

Judge of the Court of Appeals (3rd District) (FTC 2-11-2023)

Vote For 1

	TOTAL	VOTE %	Election Day	Absentee	Absentee Provisional Mail	
REP Juergen A. Waldick	405	100.00%	254	107	37	7
Total Votes Cast	405	100.00%	254	107	37	7
Overvotes	0		0	0	0	0
Undervotes	83		42	24	16	1
Contest Totals	488		296	131	53	8

County Commissioner (FTC 1-1-2023)

Vote For 1

	TOTAL	VOTE %	Election Day	Absentee	Absentee Provisional Mail	
REP David Buschur	417	86.69%	263	109	37	8
DEM Don Holtvoigt	64	13.31%	28	22	14	0
Total Votes Cast	481	100.00%	291	131	51	8
Overvotes	0		0	0	0	0
Undervotes	7		5	0	2	0
Contest Totals	488		296	131	53	8

County Auditor

Vote For 1

	TOTAL	VOTE %	Election Day	Absentee	Absentee Provisional Mail	
REP Randall E. Grapner	431	100.00%	271	114	39	7
Total Votes Cast	431	100.00%	271	114	39	7
Overvotes	0		0	0	0	0
Undervotes	57		25	17	14	1
Contest Totals	488		296	131	53	8

Judge of the Court of Common Pleas (General Division) (FTC 1-1-2023)

Vote For 1

	TOTAL	VOTE %	Election Day	Absentee	Absentee Provisional Mail	
Matthew K. Fox	376	100.00%	235	95	39	7
Total Votes Cast	376	100.00%	235	95	39	7
Overvotes	0		0	0	0	0
Undervotes	112		61	36	14	1
Contest Totals	488		296	131	53	8

Center Township

Issue 1 Proposed Constitutional Amendment Bail Reform

Vote For 1

	TOTAL	VOTE %	Election Day	Absentee	Absentee Mail	Provisional
YES	378	81.47%	229	104	38	7
NO	86	18.53%	53	21	11	1
Total Votes Cast	464	100.00%	282	125	49	8
Overvotes	0		0	0	0	0
Undervotes	24		14	6	4	0
Contest Totals	488		296	131	53	8

Issue 2 Proposed Constitutional Amendment Non Citizens

Vote For 1

	TOTAL	VOTE %	Election Day	Absentee	Absentee Mail	Provisional
YES	421	88.08%	258	112	43	8
NO	57	11.92%	33	16	8	0
Total Votes Cast	478	100.00%	291	128	51	8
Overvotes	0		0	0	0	0
Undervotes	10		5	3	2	0
Contest Totals	488		296	131	53	8

Proposed Tax Levy (Additional) Current Expenses 0.55 mills Mercer County Health District

Vote For 1

	TOTAL	VOTE %	Election Day	Absentee	Absentee Mail	Provisional
FOR THE TAX LEVY	154	32.49%	84	50	16	4
AGAINST THE TAX LEVY	320	67.51%	208	75	34	3
Total Votes Cast	474	100.00%	292	125	50	7
Overvotes	0		0	0	0	0
Undervotes	14		4	6	3	1
Contest Totals	488		296	131	53	8

Proposed Tax Levy (Renewal) Mercer County Board of Developmental Disabilities

Vote For 1

	TOTAL	VOTE %	Election Day	Absentee	Absentee Mail	Provisional
FOR THE TAX LEVY	281	59.16%	175	72	29	5
AGAINST THE TAX LEVY	194	40.84%	118	53	20	3
Total Votes Cast	475	100.00%	293	125	49	8
Overvotes	0		0	0	0	0
Undervotes	13		3	6	4	0
Contest Totals	488		296	131	53	8

Center Township

---

Proposed Sales and Use Tax 0.5% Mercer County Detention Facility

Vote For 1

	TOTAL	VOTE %	Election Day	Absentee	Absentee Mail	Provisional
YES	225	47.37%	130	65	24	6
NO	250	52.63%	161	60	27	2
Total Votes Cast	475	100.00%	291	125	51	8
Overvotes	0		0	0	0	0
Undervotes	13		5	6	2	0
Contest Totals	488		296	131	53	8

Coldwater West

Statistics	TOTAL	Election Day	Absentee	Absentee Provisional Mail	
Registered Voters - Total	867				
Ballots Cast - Total	627	402	132	90	3
Ballots Cast - Blank	0	0	0	0	0
Voter Turnout - Total	72.32%				

Governor and Lieutenant Governor

Vote For 1

	TOTAL	VOTE %	Election Day	Absentee	Absentee Provisional Mail	
REP Mike DeWine and Jon Husted	549	89.12%	366	110	70	3
DEM Nan Whaley and Cheryl L.	63	10.23%	28	18	17	0
Write-In Totals	4	0.65%	1	1	2	0
Write-In: Marshall Usher and Shannon Walker	2	0.32%	1	0	1	0
Write-In: Timothy Grady and Dayna Bickley	0	0.00%	0	0	0	0
Write-In: Craig Patton and Collin	0	0.00%	0	0	0	0
Write-In: Renea Turner and Adina Pelletier	0	0.00%	0	0	0	0
Write-In: Uncertified Write-In	0	0.00%	0	0	0	0
Not Assigned	2	0.32%	0	1	1	0
Total Votes Cast	616	100.00%	395	129	89	3
Overvotes	0		0	0	0	0
Undervotes	11		7	3	1	0
Contest Totals	627		402	132	90	3

Attorney General

Vote For 1

	TOTAL	VOTE %	Election Day	Absentee	Absentee Provisional Mail	
DEM Jeffrey A. Crossman	89	14.50%	47	22	20	0
REP Dave Yost	525	85.50%	348	109	66	2
Total Votes Cast	614	100.00%	395	131	86	2
Overvotes	0		0	0	0	0
Undervotes	13		7	1	4	1
Contest Totals	627		402	132	90	3

Auditor of State

Vote For 1

	TOTAL	VOTE %	Election Day	Absentee	Absentee Provisional Mail	
REP Keith Faber	546	88.93%	362	112	69	3
DEM Taylor Sappington	68	11.07%	33	17	18	0
Total Votes Cast	614	100.00%	395	129	87	3
Overvotes	0		0	0	0	0
Undervotes	13		7	3	3	0
Contest Totals	627		402	132	90	3



Coldwater West

Secretary of State

Vote For 1

	TOTAL	VOTE %	Election Day	Absentee	Absentee Mail	Provisional
DEM Chelsea Clark	81	13.37%	42	18	21	0
REP Frank LaRose	523	86.30%	346	113	62	2
Terpsehore Tore Maras	2	0.33%	1	0	1	0
Total Votes Cast	606	100.00%	389	131	84	2
Overvotes	0		0	0	0	0
Undervotes	21		13	1	6	1
Contest Totals	627		402	132	90	3

Treasurer of State

Vote For 1

	TOTAL	VOTE %	Election Day	Absentee	Absentee Mail	Provisional
DEM Scott Schertzer	89	15.01%	44	23	22	0
REP Robert Sprague	504	84.99%	336	107	59	2
Total Votes Cast	593	100.00%	380	130	81	2
Overvotes	0		0	0	0	0
Undervotes	34		22	2	9	1
Contest Totals	627		402	132	90	3

Chief Justice of the Supreme Court (FTC 1-1-2023)

Vote For 1

	TOTAL	VOTE %	Election Day	Absentee	Absentee Mail	Provisional
DEM Jennifer Brunner	105	17.24%	55	26	24	0
REP Sharon L. Kennedy	504	82.76%	337	105	60	2
Total Votes Cast	609	100.00%	392	131	84	2
Overvotes	0		0	0	0	0
Undervotes	18		10	1	6	1
Contest Totals	627		402	132	90	3

Justice of the Supreme Court (FTC 1-1-2023)

Vote For 1

	TOTAL	VOTE %	Election Day	Absentee	Absentee Mail	Provisional
REP Pat Fischer	510	84.86%	342	107	59	2
DEM Terri Jamison	91	15.14%	44	24	23	0
Total Votes Cast	601	100.00%	386	131	82	2
Overvotes	0		0	0	0	0
Undervotes	26		16	1	8	1
Contest Totals	627		402	132	90	3

Precinct Summary Results Report  
2022 November 8 General  
November 8, 2022

OFFICIAL RESULTS PRECINCT SUMMARY

Mercer County

Coldwater West

Justice of the Supreme Court (FTC 1-2-2023)

Vote For 1

	TOTAL	VOTE %	Election Day	Absentee	Absentee Mail	Provisional
REP Pat DeWine	518	85.62%	344	108	64	2
DEM Marilyn Zayas	87	14.38%	47	21	19	0
Total Votes Cast	605	100.00%	391	129	83	2
Overvotes	0		0	0	0	0
Undervotes	22		11	3	7	1
Contest Totals	627		402	132	90	3

U.S. Senator

Vote For 1

	TOTAL	VOTE %	Election Day	Absentee	Absentee Mail	Provisional
DEM Tim Ryan	131	21.55%	69	30	32	0
REP JD Vance	474	77.96%	317	101	54	2
Write-In Totals	3	0.49%	2	0	1	0
Write-In: Shane Hoffman	2	0.33%	2	0	0	0
Write-In: John Cheng	0	0.00%	0	0	0	0
Write-In: Matthew R. Esh	0	0.00%	0	0	0	0
Write-In: Stephen Faris	0	0.00%	0	0	0	0
Write-In: Uncertified Write-In	0	0.00%	0	0	0	0
Write-In: LaShondra Tinsley	0	0.00%	0	0	0	0
Not Assigned	1	0.16%	0	0	1	0
Total Votes Cast	608	100.00%	388	131	87	2
Overvotes	0		0	0	0	0
Undervotes	19		14	1	3	1
Contest Totals	627		402	132	90	3

Representative to Congress (5th District)

Vote For 1

	TOTAL	VOTE %	Election Day	Absentee	Absentee Mail	Provisional
REP Bob Latta	510	85.43%	337	109	63	1
DEM Craig Swartz	87	14.57%	44	23	20	0
Total Votes Cast	597	100.00%	381	132	83	1
Overvotes	0		0	0	0	0
Undervotes	30		21	0	7	2
Contest Totals	627		402	132	90	3

State Representative (84th District)

Vote For 1

	TOTAL	VOTE %	Election Day	Absentee	Absentee Mail	Provisional
REP Angela N. King	508	81.80%	337	107	63	1
DEM Sophia Rodriguez	113	18.20%	63	23	26	1
Total Votes Cast	621	100.00%	400	130	89	2
Overvotes	0		0	0	0	0
Undervotes	6		2	2	1	1
Contest Totals	627		402	132	90	3

Coldwater West

Judge of the Court of Appeals (3rd District) (FTC 2-9-2023)

Vote For 1

	TOTAL	VOTE %	Election Day	Absentee	Absentee Mail	Provisional
REP William R. Zimmerman	529	100.00%	349	112	68	0
Total Votes Cast	529	100.00%	349	112	68	0
Overvotes	0		0	0	0	0
Undervotes	98		53	20	22	3
Contest Totals	627		402	132	90	3

Judge of the Court of Appeals (3rd District) (FTC 2-11-2023)

Vote For 1

	TOTAL	VOTE %	Election Day	Absentee	Absentee Mail	Provisional
REP Juergen A. Waldick	510	100.00%	341	108	60	1
Total Votes Cast	510	100.00%	341	108	60	1
Overvotes	0		0	0	0	0
Undervotes	117		61	24	30	2
Contest Totals	627		402	132	90	3

County Commissioner (FTC 1-1-2023)

Vote For 1

	TOTAL	VOTE %	Election Day	Absentee	Absentee Mail	Provisional
REP David Buschur	542	88.71%	363	111	65	3
DEM Don Holtvoigt	69	11.29%	30	21	18	0
Total Votes Cast	611	100.00%	393	132	83	3
Overvotes	0		0	0	0	0
Undervotes	16		9	0	7	0
Contest Totals	627		402	132	90	3

County Auditor

Vote For 1

	TOTAL	VOTE %	Election Day	Absentee	Absentee Mail	Provisional
REP Randall E. Grapner	537	100.00%	358	111	66	2
Total Votes Cast	537	100.00%	358	111	66	2
Overvotes	0		0	0	0	0
Undervotes	90		44	21	24	1
Contest Totals	627		402	132	90	3

Judge of the Court of Common Pleas (General Division) (FTC 1-1-2023)

Vote For 1

	TOTAL	VOTE %	Election Day	Absentee	Absentee Mail	Provisional
Matthew K. Fox	464	100.00%	305	101	57	1
Total Votes Cast	464	100.00%	305	101	57	1
Overvotes	0		0	0	0	0
Undervotes	163		97	31	33	2
Contest Totals	627		402	132	90	3

**Coldwater West**

Issue 1 Proposed Constitutional Amendment Bail Reform

Vote For 1

	TOTAL	VOTE %	Election Day	Absentee	Absentee	Provisional
			Day		Mail	
YES	514	85.38%	333	101	78	2
NO	88	14.62%	53	26	9	0
Total Votes Cast	602	100.00%	386	127	87	2
Overvotes	0		0	0	0	0
Undervotes	25		16	5	3	1
Contest Totals	627		402	132	90	3

Issue 2 Proposed Constitutional Amendment Non Citizens

Vote For 1

	TOTAL	VOTE %	Election Day	Absentee	Absentee	Provisional
			Day		Mail	
YES	540	89.11%	348	112	78	2
NO	66	10.89%	42	16	8	0
Total Votes Cast	606	100.00%	390	128	86	2
Overvotes	0		0	0	0	0
Undervotes	21		12	4	4	1
Contest Totals	627		402	132	90	3

Proposed Tax Levy (Additional) Current Expenses 0.55 mills Mercer County Health District

Vote For 1

	TOTAL	VOTE %	Election Day	Absentee	Absentee	Provisional
			Day		Mail	
FOR THE TAX LEVY	318	52.65%	221	60	35	2
AGAINST THE TAX LEVY	286	47.35%	172	66	47	1
Total Votes Cast	604	100.00%	393	126	82	3
Overvotes	0		0	0	0	0
Undervotes	23		9	6	8	0
Contest Totals	627		402	132	90	3

Proposed Tax Levy (Renewal) Mercer County Board of Developmental Disabilities

Vote For 1

	TOTAL	VOTE %	Election Day	Absentee	Absentee	Provisional
			Day		Mail	
FOR THE TAX LEVY	456	74.27%	307	80	67	2
AGAINST THE TAX LEVY	158	25.73%	89	51	18	0
Total Votes Cast	614	100.00%	396	131	85	2
Overvotes	0		0	0	0	0
Undervotes	13		6	1	5	1
Contest Totals	627		402	132	90	3

**Coldwater West**

---

Proposed Sales and Use Tax 0.5% Mercer County Detention Facility

Vote For 1

	TOTAL	VOTE %	Election Day	Absentee	Absentee Mail	Provisional
YES	349	57.88%	238	67	43	1
NO	254	42.12%	149	61	43	1
Total Votes Cast	603	100.00%	387	128	86	2
Overvotes	0		0	0	0	0
Undervotes	24		15	4	4	1
Contest Totals	627		402	132	90	3

Coldwater Central

Statistics	TOTAL	Election Day	Absentee	Absentee Provisional Mail	
Registered Voters - Total	793				
Ballots Cast - Total	510	306	86	111	7
Ballots Cast - Blank	0	0	0	0	0
Voter Turnout - Total	64.31%				

Governor and Lieutenant Governor

Vote For 1

	TOTAL	VOTE %	Election Day	Absentee	Absentee Provisional Mail	
REP Mike DeWine and Jon Husted	424	84.63%	266	69	84	5
DEM Nan Whaley and Cheryl L.	73	14.57%	32	14	26	1
Write-In Totals	4	0.80%	3	1	0	0
Write-In: Timothy Grady and Dayna Bickley	1	0.20%	1	0	0	0
Write-In: Marshall Usher and Shannon Walker	1	0.20%	0	1	0	0
Write-In: Craig Patton and Collin	0	0.00%	0	0	0	0
Write-In: Renea Turner and Adina Pelletier	0	0.00%	0	0	0	0
Write-In: Uncertified Write-In	0	0.00%	0	0	0	0
Not Assigned	2	0.40%	2	0	0	0
Total Votes Cast	501	100.00%	301	84	110	6
Overvotes	0		0	0	0	0
Undervotes	9		5	2	1	1
Contest Totals	510		306	86	111	7

Attorney General

Vote For 1

	TOTAL	VOTE %	Election Day	Absentee	Absentee Provisional Mail	
DEM Jeffrey A. Crossman	88	17.60%	38	15	34	1
REP Dave Yost	412	82.40%	264	68	74	6
Total Votes Cast	500	100.00%	302	83	108	7
Overvotes	0		0	0	0	0
Undervotes	10		4	3	3	0
Contest Totals	510		306	86	111	7

Auditor of State

Vote For 1

	TOTAL	VOTE %	Election Day	Absentee	Absentee Provisional Mail	
REP Keith Faber	417	83.07%	266	67	78	6
DEM Taylor Sappington	85	16.93%	37	15	32	1
Total Votes Cast	502	100.00%	303	82	110	7
Overvotes	0		0	0	0	0
Undervotes	8		3	4	1	0
Contest Totals	510		306	86	111	7

**Coldwater Central**

Secretary of State

Vote For 1

	TOTAL	VOTE %	Election Day	Absentee	Absentee Mail	Provisional
DEM Chelsea Clark	81	16.36%	33	14	34	0
REP Frank LaRose	411	83.03%	262	69	73	7
Terpsehore Tore Maras	3	0.61%	2	1	0	0
Total Votes Cast	495	100.00%	297	84	107	7
Overvotes	0		0	0	0	0
Undervotes	15		9	2	4	0
Contest Totals	510		306	86	111	7

Treasurer of State

Vote For 1

	TOTAL	VOTE %	Election Day	Absentee	Absentee Mail	Provisional
DEM Scott Schertzer	95	19.47%	38	20	37	0
REP Robert Sprague	393	80.53%	255	63	68	7
Total Votes Cast	488	100.00%	293	83	105	7
Overvotes	0		0	0	0	0
Undervotes	22		13	3	6	0
Contest Totals	510		306	86	111	7

Chief Justice of the Supreme Court (FTC 1-1-2023)

Vote For 1

	TOTAL	VOTE %	Election Day	Absentee	Absentee Mail	Provisional
DEM Jennifer Brunner	104	21.05%	48	19	36	1
REP Sharon L. Kennedy	390	78.95%	248	65	71	6
Total Votes Cast	494	100.00%	296	84	107	7
Overvotes	0		0	0	0	0
Undervotes	16		10	2	4	0
Contest Totals	510		306	86	111	7

Justice of the Supreme Court (FTC 1-1-2023)

Vote For 1

	TOTAL	VOTE %	Election Day	Absentee	Absentee Mail	Provisional
REP Pat Fischer	396	79.84%	250	67	73	6
DEM Terri Jamison	100	20.16%	47	16	36	1
Total Votes Cast	496	100.00%	297	83	109	7
Overvotes	0		0	0	0	0
Undervotes	14		9	3	2	0
Contest Totals	510		306	86	111	7

Coldwater Central

Justice of the Supreme Court (FTC 1-2-2023)

Vote For 1

	TOTAL	VOTE %	Election Day	Absentee	Absentee Mail	Provisional
REP Pat DeWine	392	80.16%	248	64	75	5
DEM Marilyn Zayas	97	19.84%	45	19	32	1
Total Votes Cast	489	100.00%	293	83	107	6
Overvotes	0		0	0	0	0
Undervotes	21		13	3	4	1
Contest Totals	510		306	86	111	7

U.S. Senator

Vote For 1

	TOTAL	VOTE %	Election Day	Absentee	Absentee Mail	Provisional
DEM Tim Ryan	119	23.90%	55	20	43	1
REP JD Vance	377	75.70%	244	64	63	6
Write-In Totals	2	0.40%	1	0	1	0
Write-In: John Cheng	0	0.00%	0	0	0	0
Write-In: Matthew R. Esh	0	0.00%	0	0	0	0
Write-In: Stephen Faris	0	0.00%	0	0	0	0
Write-In: Shane Hoffman	0	0.00%	0	0	0	0
Write-In: Uncertified Write-In	0	0.00%	0	0	0	0
Write-In: LaShondra Tinsley	0	0.00%	0	0	0	0
Not Assigned	2	0.40%	1	0	1	0
Total Votes Cast	498	100.00%	300	84	107	7
Overvotes	0		0	0	0	0
Undervotes	12		6	2	4	0
Contest Totals	510		306	86	111	7

Representative to Congress (5th District)

Vote For 1

	TOTAL	VOTE %	Election Day	Absentee	Absentee Mail	Provisional
REP Bob Latta	401	80.20%	255	67	73	6
DEM Craig Swartz	99	19.80%	43	17	38	1
Total Votes Cast	500	100.00%	298	84	111	7
Overvotes	0		0	0	0	0
Undervotes	10		8	2	0	0
Contest Totals	510		306	86	111	7

State Representative (84th District)

Vote For 1

	TOTAL	VOTE %	Election Day	Absentee	Absentee Mail	Provisional
REP Angela N. King	388	76.83%	246	64	72	6
DEM Sophia Rodriguez	117	23.17%	57	21	38	1
Total Votes Cast	505	100.00%	303	85	110	7
Overvotes	0		0	0	0	0
Undervotes	5		3	1	1	0
Contest Totals	510		306	86	111	7



**Coldwater Central**

Judge of the Court of Appeals (3rd District) (FTC 2-9-2023)

Vote For 1

	TOTAL	VOTE %	Election Day	Absentee	Absentee Provisional	
			Day		Mail	
REP William R. Zimmerman	426	100.00%	265	72	82	7
Total Votes Cast	426	100.00%	265	72	82	7
Overvotes	0		0	0	0	0
Undervotes	84		41	14	29	0
Contest Totals	510		306	86	111	7

Judge of the Court of Appeals (3rd District) (FTC 2-11-2023)

Vote For 1

	TOTAL	VOTE %	Election Day	Absentee	Absentee Provisional	
			Day		Mail	
REP Juergen A. Waldick	413	100.00%	259	69	79	6
Total Votes Cast	413	100.00%	259	69	79	6
Overvotes	0		0	0	0	0
Undervotes	97		47	17	32	1
Contest Totals	510		306	86	111	7

County Commissioner (FTC 1-1-2023)

Vote For 1

	TOTAL	VOTE %	Election Day	Absentee	Absentee Provisional	
			Day		Mail	
REP David Buschur	412	82.07%	260	73	73	6
DEM Don Holtvoigt	90	17.93%	43	12	34	1
Total Votes Cast	502	100.00%	303	85	107	7
Overvotes	0		0	0	0	0
Undervotes	8		3	1	4	0
Contest Totals	510		306	86	111	7

County Auditor

Vote For 1

	TOTAL	VOTE %	Election Day	Absentee	Absentee Provisional	
			Day		Mail	
REP Randall E. Grapner	438	100.00%	273	76	82	7
Total Votes Cast	438	100.00%	273	76	82	7
Overvotes	0		0	0	0	0
Undervotes	72		33	10	29	0
Contest Totals	510		306	86	111	7

Judge of the Court of Common Pleas (General Division) (FTC 1-1-2023)

Vote For 1

	TOTAL	VOTE %	Election Day	Absentee	Absentee Provisional	
			Day		Mail	
Matthew K. Fox	399	100.00%	248	66	80	5
Total Votes Cast	399	100.00%	248	66	80	5
Overvotes	0		0	0	0	0
Undervotes	111		58	20	31	2
Contest Totals	510		306	86	111	7

**Coldwater Central**

Issue 1 Proposed Constitutional Amendment Bail Reform

Vote For 1	TOTAL	VOTE %	Election Day	Absentee	Absentee	Provisional
			Day		Mail	
YES	396	83.02%	234	72	85	5
NO	81	16.98%	51	11	18	1
Total Votes Cast	477	100.00%	285	83	103	6
Overvotes	0		0	0	0	0
Undervotes	33		21	3	8	1
Contest Totals	510		306	86	111	7

Issue 2 Proposed Constitutional Amendment Non Citizens

Vote For 1	TOTAL	VOTE %	Election Day	Absentee	Absentee	Provisional
			Day		Mail	
YES	414	86.25%	246	74	89	5
NO	66	13.75%	42	11	12	1
Total Votes Cast	480	100.00%	288	85	101	6
Overvotes	0		0	0	0	0
Undervotes	30		18	1	10	1
Contest Totals	510		306	86	111	7

Proposed Tax Levy (Additional) Current Expenses 0.55 mills Mercer County Health District

Vote For 1	TOTAL	VOTE %	Election Day	Absentee	Absentee	Provisional
			Day		Mail	
FOR THE TAX LEVY	244	51.15%	144	47	51	2
AGAINST THE TAX LEVY	233	48.85%	140	37	52	4
Total Votes Cast	477	100.00%	284	84	103	6
Overvotes	0		0	0	0	0
Undervotes	33		22	2	8	1
Contest Totals	510		306	86	111	7

Proposed Tax Levy (Renewal) Mercer County Board of Developmental Disabilities

Vote For 1	TOTAL	VOTE %	Election Day	Absentee	Absentee	Provisional
			Day		Mail	
FOR THE TAX LEVY	358	73.66%	216	65	73	4
AGAINST THE TAX LEVY	128	26.34%	76	17	33	2
Total Votes Cast	486	100.00%	292	82	106	6
Overvotes	0		0	0	0	0
Undervotes	24		14	4	5	1
Contest Totals	510		306	86	111	7

Coldwater Central

---

Proposed Sales and Use Tax 0.5% Mercer County Detention Facility

Vote For 1

	TOTAL	VOTE %	Election Day	Absentee	Absentee Mail	Provisional
YES	278	57.92%	160	53	63	2
NO	202	42.08%	127	30	41	4
Total Votes Cast	480	100.00%	287	83	104	6
Overvotes	0		0	0	0	0
Undervotes	30		19	3	7	1
Contest Totals	510		306	86	111	7

Coldwater Northeast

Statistics	TOTAL	Election Day	Absentee	Absentee Provisional Mail	
Registered Voters - Total	730				
Ballots Cast - Total	448	295	91	58	4
Ballots Cast - Blank	1	1	0	0	0
Voter Turnout - Total	61.37%				

Governor and Lieutenant Governor

Vote For 1

	TOTAL	VOTE %	Election Day	Absentee	Absentee Provisional Mail	
REP Mike DeWine and Jon Husted	365	83.52%	249	74	39	3
DEM Nan Whaley and Cheryl L.	68	15.56%	36	14	18	0
Write-In Totals	4	0.92%	2	0	1	1
Write-In: Marshall Usher and Shannon Walker	1	0.23%	1	0	0	0
Write-In: Timothy Grady and Dayna Bickley	0	0.00%	0	0	0	0
Write-In: Craig Patton and Collin	0	0.00%	0	0	0	0
Write-In: Renea Turner and Adina Pelletier	0	0.00%	0	0	0	0
Write-In: Uncertified Write-In	0	0.00%	0	0	0	0
Not Assigned	3	0.69%	1	0	1	1
Total Votes Cast	437	100.00%	287	88	58	4
Overvotes	0		0	0	0	0
Undervotes	11		8	3	0	0
Contest Totals	448		295	91	58	4

Attorney General

Vote For 1

	TOTAL	VOTE %	Election Day	Absentee	Absentee Provisional Mail	
DEM Jeffrey A. Crossman	73	16.44%	37	15	21	0
REP Dave Yost	371	83.56%	255	76	36	4
Total Votes Cast	444	100.00%	292	91	57	4
Overvotes	0		0	0	0	0
Undervotes	4		3	0	1	0
Contest Totals	448		295	91	58	4

Auditor of State

Vote For 1

	TOTAL	VOTE %	Election Day	Absentee	Absentee Provisional Mail	
REP Keith Faber	376	84.88%	260	75	37	4
DEM Taylor Sappington	67	15.12%	30	16	21	0
Total Votes Cast	443	100.00%	290	91	58	4
Overvotes	0		0	0	0	0
Undervotes	5		5	0	0	0
Contest Totals	448		295	91	58	4

Coldwater Northeast

Secretary of State

Vote For 1

	TOTAL	VOTE %	Election Day	Absentee	Absentee Mail	Provisional
DEM Chelsea Clark	66	14.90%	32	13	21	0
REP Frank LaRose	372	83.97%	257	76	35	4
Terpsehore Tore Maras	5	1.13%	3	1	1	0
Total Votes Cast	443	100.00%	292	90	57	4
Overvotes	0		0	0	0	0
Undervotes	5		3	1	1	0
Contest Totals	448		295	91	58	4

Treasurer of State

Vote For 1

	TOTAL	VOTE %	Election Day	Absentee	Absentee Mail	Provisional
DEM Scott Schertzer	71	16.21%	35	15	21	0
REP Robert Sprague	367	83.79%	254	74	35	4
Total Votes Cast	438	100.00%	289	89	56	4
Overvotes	0		0	0	0	0
Undervotes	10		6	2	2	0
Contest Totals	448		295	91	58	4

Chief Justice of the Supreme Court (FTC 1-1-2023)

Vote For 1

	TOTAL	VOTE %	Election Day	Absentee	Absentee Mail	Provisional
DEM Jennifer Brunner	77	17.50%	37	18	22	0
REP Sharon L. Kennedy	363	82.50%	255	70	34	4
Total Votes Cast	440	100.00%	292	88	56	4
Overvotes	0		0	0	0	0
Undervotes	8		3	3	2	0
Contest Totals	448		295	91	58	4

Justice of the Supreme Court (FTC 1-1-2023)

Vote For 1

	TOTAL	VOTE %	Election Day	Absentee	Absentee Mail	Provisional
REP Pat Fischer	369	83.30%	254	76	35	4
DEM Terri Jamison	74	16.70%	37	15	22	0
Total Votes Cast	443	100.00%	291	91	57	4
Overvotes	0		0	0	0	0
Undervotes	5		4	0	1	0
Contest Totals	448		295	91	58	4

Coldwater Northeast

Justice of the Supreme Court (FTC 1-2-2023)

Vote For 1

	TOTAL	VOTE %	Election Day	Absentee	Absentee Provisional	
					Mail	
REP Pat DeWine	368	83.64%	252	76	36	4
DEM Marilyn Zayas	72	16.36%	36	15	21	0
Total Votes Cast	440	100.00%	288	91	57	4
Overvotes	0		0	0	0	0
Undervotes	8		7	0	1	0
Contest Totals	448		295	91	58	4

U.S. Senator

Vote For 1

	TOTAL	VOTE %	Election Day	Absentee	Absentee Provisional	
					Mail	
DEM Tim Ryan	84	18.92%	41	18	25	0
REP JD Vance	360	81.08%	251	72	33	4
Write-In Totals	0	0.00%	0	0	0	0
Write-In: John Cheng	0	0.00%	0	0	0	0
Write-In: Matthew R. Esh	0	0.00%	0	0	0	0
Write-In: Stephen Faris	0	0.00%	0	0	0	0
Write-In: Shane Hoffman	0	0.00%	0	0	0	0
Write-In: Uncertified Write-In	0	0.00%	0	0	0	0
Write-In: LaShondra Tinsley	0	0.00%	0	0	0	0
Not Assigned	0	0.00%	0	0	0	0
Total Votes Cast	444	100.00%	292	90	58	4
Overvotes	0		0	0	0	0
Undervotes	4		3	1	0	0
Contest Totals	448		295	91	58	4

Representative to Congress (5th District)

Vote For 1

	TOTAL	VOTE %	Election Day	Absentee	Absentee Provisional	
					Mail	
REP Bob Latta	371	84.51%	258	75	34	4
DEM Craig Swartz	68	15.49%	32	13	23	0
Total Votes Cast	439	100.00%	290	88	57	4
Overvotes	0		0	0	0	0
Undervotes	9		5	3	1	0
Contest Totals	448		295	91	58	4

State Representative (84th District)

Vote For 1

	TOTAL	VOTE %	Election Day	Absentee	Absentee Provisional	
					Mail	
REP Angela N. King	360	80.72%	250	72	34	4
DEM Sophia Rodriguez	86	19.28%	43	19	24	0
Total Votes Cast	446	100.00%	293	91	58	4
Overvotes	0		0	0	0	0
Undervotes	2		2	0	0	0
Contest Totals	448		295	91	58	4

Coldwater Northeast

Judge of the Court of Appeals (3rd District) (FTC 2-9-2023)

Vote For 1

	TOTAL	VOTE %	Election Day	Absentee	Absentee Provisional	
			Day		Mail	
REP William R. Zimmerman	386	100.00%	262	76	44	4
Total Votes Cast	386	100.00%	262	76	44	4
Overvotes	0		0	0	0	0
Undervotes	62		33	15	14	0
Contest Totals	448		295	91	58	4

Judge of the Court of Appeals (3rd District) (FTC 2-11-2023)

Vote For 1

	TOTAL	VOTE %	Election Day	Absentee	Absentee Provisional	
			Day		Mail	
REP Juergen A. Waldick	376	100.00%	257	74	41	4
Total Votes Cast	376	100.00%	257	74	41	4
Overvotes	0		0	0	0	0
Undervotes	72		38	17	17	0
Contest Totals	448		295	91	58	4

County Commissioner (FTC 1-1-2023)

Vote For 1

	TOTAL	VOTE %	Election Day	Absentee	Absentee Provisional	
			Day		Mail	
REP David Buschur	380	85.20%	261	76	39	4
DEM Don Holtvoigt	66	14.80%	33	14	19	0
Total Votes Cast	446	100.00%	294	90	58	4
Overvotes	0		0	0	0	0
Undervotes	2		1	1	0	0
Contest Totals	448		295	91	58	4

County Auditor

Vote For 1

	TOTAL	VOTE %	Election Day	Absentee	Absentee Provisional	
			Day		Mail	
REP Randall E. Grapner	402	100.00%	270	80	48	4
Total Votes Cast	402	100.00%	270	80	48	4
Overvotes	0		0	0	0	0
Undervotes	46		25	11	10	0
Contest Totals	448		295	91	58	4

Judge of the Court of Common Pleas (General Division) (FTC 1-1-2023)

Vote For 1

	TOTAL	VOTE %	Election Day	Absentee	Absentee Provisional	
			Day		Mail	
Matthew K. Fox	358	100.00%	240	67	47	4
Total Votes Cast	358	100.00%	240	67	47	4
Overvotes	0		0	0	0	0
Undervotes	90		55	24	11	0
Contest Totals	448		295	91	58	4

**Coldwater Northeast**

Issue 1 Proposed Constitutional Amendment Bail Reform

Vote For 1

	TOTAL	VOTE %	Election Day	Absentee	Absentee Provisional	
			Day		Mail	
YES	358	83.64%	228	79	47	4
NO	70	16.36%	54	8	8	0
Total Votes Cast	428	100.00%	282	87	55	4
Overvotes	0		0	0	0	0
Undervotes	20		13	4	3	0
Contest Totals	448		295	91	58	4

Issue 2 Proposed Constitutional Amendment Non Citizens

Vote For 1

	TOTAL	VOTE %	Election Day	Absentee	Absentee Provisional	
			Day		Mail	
YES	383	88.45%	253	77	49	4
NO	50	11.55%	33	9	8	0
Total Votes Cast	433	100.00%	286	86	57	4
Overvotes	0		0	0	0	0
Undervotes	15		9	5	1	0
Contest Totals	448		295	91	58	4

Proposed Tax Levy (Additional) Current Expenses 0.55 mills Mercer County Health District

Vote For 1

	TOTAL	VOTE %	Election Day	Absentee	Absentee Provisional	
			Day		Mail	
FOR THE TAX LEVY	233	54.57%	148	56	28	1
AGAINST THE TAX LEVY	194	45.43%	137	31	24	2
Total Votes Cast	427	100.00%	285	87	52	3
Overvotes	0		0	0	0	0
Undervotes	21		10	4	6	1
Contest Totals	448		295	91	58	4

Proposed Tax Levy (Renewal) Mercer County Board of Developmental Disabilities

Vote For 1

	TOTAL	VOTE %	Election Day	Absentee	Absentee Provisional	
			Day		Mail	
FOR THE TAX LEVY	330	75.51%	216	64	48	2
AGAINST THE TAX LEVY	107	24.49%	72	24	9	2
Total Votes Cast	437	100.00%	288	88	57	4
Overvotes	0		0	0	0	0
Undervotes	11		7	3	1	0
Contest Totals	448		295	91	58	4



**Coldwater Northeast**

---

Proposed Sales and Use Tax 0.5% Mercer County Detention Facility

Vote For 1

	TOTAL	VOTE %	Election Day	Absentee	Absentee Provisional	
			Day		Mail	
YES	253	58.43%	166	53	32	2
NO	180	41.57%	119	34	25	2
Total Votes Cast	433	100.00%	285	87	57	4
Overvotes	0		0	0	0	0
Undervotes	15		10	4	1	0
Contest Totals	448		295	91	58	4

Local Liquor Option Sunday Sales (By Petition) Coldwater Northeast

Vote For 1

	TOTAL	VOTE %	Election Day	Absentee	Absentee Provisional	
			Day		Mail	
YES	411	92.57%	275	81	51	4
NO	33	7.43%	19	7	7	0
Total Votes Cast	444	100.00%	294	88	58	4
Overvotes	0		0	0	0	0
Undervotes	4		1	3	0	0
Contest Totals	448		295	91	58	4

Coldwater Southeast

Statistics	TOTAL	Election Day	Absentee	Absentee Provisional Mail	
Registered Voters - Total	865				
Ballots Cast - Total	472	312	79	78	3
Ballots Cast - Blank	0	0	0	0	0
Voter Turnout - Total	54.57%				

Governor and Lieutenant Governor

Vote For 1

	TOTAL	VOTE %	Election Day	Absentee	Absentee Provisional Mail	
REP Mike DeWine and Jon Husted	382	83.96%	259	62	58	3
DEM Nan Whaley and Cheryl L.	69	15.16%	38	13	18	0
Write-In Totals	4	0.88%	2	1	1	0
Write-In: Marshall Usher and Shannon Walker	2	0.44%	2	0	0	0
Write-In: Timothy Grady and Dayna Bickley	0	0.00%	0	0	0	0
Write-In: Craig Patton and Collin	0	0.00%	0	0	0	0
Write-In: Renea Turner and Adina Pelletier	0	0.00%	0	0	0	0
Write-In: Uncertified Write-In	0	0.00%	0	0	0	0
Not Assigned	2	0.44%	0	1	1	0
Total Votes Cast	455	100.00%	299	76	77	3
Overvotes	0		0	0	0	0
Undervotes	17		13	3	1	0
Contest Totals	472		312	79	78	3

Attorney General

Vote For 1

	TOTAL	VOTE %	Election Day	Absentee	Absentee Provisional Mail	
DEM Jeffrey A. Crossman	69	15.00%	35	14	20	0
REP Dave Yost	391	85.00%	270	63	55	3
Total Votes Cast	460	100.00%	305	77	75	3
Overvotes	0		0	0	0	0
Undervotes	12		7	2	3	0
Contest Totals	472		312	79	78	3

Auditor of State

Vote For 1

	TOTAL	VOTE %	Election Day	Absentee	Absentee Provisional Mail	
REP Keith Faber	401	86.42%	277	62	59	3
DEM Taylor Sappington	63	13.58%	33	13	17	0
Total Votes Cast	464	100.00%	310	75	76	3
Overvotes	0		0	0	0	0
Undervotes	8		2	4	2	0
Contest Totals	472		312	79	78	3

Coldwater Southeast

Secretary of State

Vote For 1

	TOTAL	VOTE %	Election Day	Absentee	Absentee Mail	Provisional
DEM Chelsea Clark	74	15.95%	36	15	23	0
REP Frank LaRose	388	83.62%	272	61	52	3
Terpsehore Tore Maras	2	0.43%	1	1	0	0
Total Votes Cast	464	100.00%	309	77	75	3
Overvotes	0		0	0	0	0
Undervotes	8		3	2	3	0
Contest Totals	472		312	79	78	3

Treasurer of State

Vote For 1

	TOTAL	VOTE %	Election Day	Absentee	Absentee Mail	Provisional
DEM Scott Schertzer	75	16.27%	37	16	22	0
REP Robert Sprague	386	83.73%	268	62	53	3
Total Votes Cast	461	100.00%	305	78	75	3
Overvotes	0		0	0	0	0
Undervotes	11		7	1	3	0
Contest Totals	472		312	79	78	3

Chief Justice of the Supreme Court (FTC 1-1-2023)

Vote For 1

	TOTAL	VOTE %	Election Day	Absentee	Absentee Mail	Provisional
DEM Jennifer Brunner	85	18.40%	42	20	23	0
REP Sharon L. Kennedy	377	81.60%	266	58	50	3
Total Votes Cast	462	100.00%	308	78	73	3
Overvotes	0		0	0	0	0
Undervotes	10		4	1	5	0
Contest Totals	472		312	79	78	3

Justice of the Supreme Court (FTC 1-1-2023)

Vote For 1

	TOTAL	VOTE %	Election Day	Absentee	Absentee Mail	Provisional
REP Pat Fischer	376	82.10%	261	62	50	3
DEM Terri Jamison	82	17.90%	45	16	21	0
Total Votes Cast	458	100.00%	306	78	71	3
Overvotes	0		0	0	0	0
Undervotes	14		6	1	7	0
Contest Totals	472		312	79	78	3

### Coldwater Southeast

#### Justice of the Supreme Court (FTC 1-2-2023)

Vote For 1

	TOTAL	VOTE %	Election Day	Absentee	Absentee Provisional	
			Day		Mail	
REP Pat DeWine	377	82.68%	262	57	55	3
DEM Marilyn Zayas	79	17.32%	43	19	17	0
Total Votes Cast	456	100.00%	305	76	72	3
Overvotes	0		0	0	0	0
Undervotes	16		7	3	6	0
Contest Totals	472		312	79	78	3

#### U.S. Senator

Vote For 1

	TOTAL	VOTE %	Election Day	Absentee	Absentee Provisional	
			Day		Mail	
DEM Tim Ryan	107	23.16%	57	23	27	0
REP JD Vance	355	76.84%	250	54	48	3
Write-In Totals	0	0.00%	0	0	0	0
Write-In: John Cheng	0	0.00%	0	0	0	0
Write-In: Matthew R. Esh	0	0.00%	0	0	0	0
Write-In: Stephen Faris	0	0.00%	0	0	0	0
Write-In: Shane Hoffman	0	0.00%	0	0	0	0
Write-In: Uncertified Write-In	0	0.00%	0	0	0	0
Write-In: LaShondra Tinsley	0	0.00%	0	0	0	0
Not Assigned	0	0.00%	0	0	0	0
Total Votes Cast	462	100.00%	307	77	75	3
Overvotes	0		0	0	0	0
Undervotes	10		5	2	3	0
Contest Totals	472		312	79	78	3

#### Representative to Congress (5th District)

Vote For 1

	TOTAL	VOTE %	Election Day	Absentee	Absentee Provisional	
			Day		Mail	
REP Bob Latta	383	82.90%	267	60	53	3
DEM Craig Swartz	79	17.10%	41	18	20	0
Total Votes Cast	462	100.00%	308	78	73	3
Overvotes	0		0	0	0	0
Undervotes	10		4	1	5	0
Contest Totals	472		312	79	78	3

#### State Representative (84th District)

Vote For 1

	TOTAL	VOTE %	Election Day	Absentee	Absentee Provisional	
			Day		Mail	
REP Angela N. King	376	80.34%	259	62	52	3
DEM Sophia Rodriguez	92	19.66%	52	16	24	0
Total Votes Cast	468	100.00%	311	78	76	3
Overvotes	0		0	0	0	0
Undervotes	4		1	1	2	0
Contest Totals	472		312	79	78	3

Coldwater Southeast

Judge of the Court of Appeals (3rd District) (FTC 2-9-2023)

Vote For 1

	TOTAL	VOTE %	Election Day	Absentee	Absentee Provisional	
			Day		Mail	
REP William R. Zimmerman	404	100.00%	277	68	56	3
Total Votes Cast	404	100.00%	277	68	56	3
Overvotes	0		0	0	0	0
Undervotes	68		35	11	22	0
Contest Totals	472		312	79	78	3

Judge of the Court of Appeals (3rd District) (FTC 2-11-2023)

Vote For 1

	TOTAL	VOTE %	Election Day	Absentee	Absentee Provisional	
			Day		Mail	
REP Juergen A. Waldick	397	100.00%	272	66	56	3
Total Votes Cast	397	100.00%	272	66	56	3
Overvotes	0		0	0	0	0
Undervotes	75		40	13	22	0
Contest Totals	472		312	79	78	3

County Commissioner (FTC 1-1-2023)

Vote For 1

	TOTAL	VOTE %	Election Day	Absentee	Absentee Provisional	
			Day		Mail	
REP David Buschur	389	84.75%	270	63	53	3
DEM Don Holtvoigt	70	15.25%	35	16	19	0
Total Votes Cast	459	100.00%	305	79	72	3
Overvotes	0		0	0	0	0
Undervotes	13		7	0	6	0
Contest Totals	472		312	79	78	3

County Auditor

Vote For 1

	TOTAL	VOTE %	Election Day	Absentee	Absentee Provisional	
			Day		Mail	
REP Randall E. Grapner	418	100.00%	279	68	68	3
Total Votes Cast	418	100.00%	279	68	68	3
Overvotes	0		0	0	0	0
Undervotes	54		33	11	10	0
Contest Totals	472		312	79	78	3

Judge of the Court of Common Pleas (General Division) (FTC 1-1-2023)

Vote For 1

	TOTAL	VOTE %	Election Day	Absentee	Absentee Provisional	
			Day		Mail	
Matthew K. Fox	374	100.00%	248	60	63	3
Total Votes Cast	374	100.00%	248	60	63	3
Overvotes	0		0	0	0	0
Undervotes	98		64	19	15	0
Contest Totals	472		312	79	78	3

**Coldwater Southeast**

Issue 1 Proposed Constitutional Amendment Bail Reform

Vote For 1

	TOTAL	VOTE %	Election Day	Absentee	Absentee Provisional	
			Day		Mail	
YES	373	82.71%	246	62	63	2
NO	78	17.29%	53	13	12	0
Total Votes Cast	451	100.00%	299	75	75	2
Overvotes	0		0	0	0	0
Undervotes	21		13	4	3	1
Contest Totals	472		312	79	78	3

Issue 2 Proposed Constitutional Amendment Non Citizens

Vote For 1

	TOTAL	VOTE %	Election Day	Absentee	Absentee Provisional	
			Day		Mail	
YES	404	88.60%	266	67	69	2
NO	52	11.40%	38	7	7	0
Total Votes Cast	456	100.00%	304	74	76	2
Overvotes	0		0	0	0	0
Undervotes	16		8	5	2	1
Contest Totals	472		312	79	78	3

Proposed Tax Levy (Additional) Current Expenses 0.55 mills Mercer County Health District

Vote For 1

	TOTAL	VOTE %	Election Day	Absentee	Absentee Provisional	
			Day		Mail	
FOR THE TAX LEVY	225	49.89%	146	45	32	2
AGAINST THE TAX LEVY	226	50.11%	151	33	42	0
Total Votes Cast	451	100.00%	297	78	74	2
Overvotes	0		0	0	0	0
Undervotes	21		15	1	4	1
Contest Totals	472		312	79	78	3

Proposed Tax Levy (Renewal) Mercer County Board of Developmental Disabilities

Vote For 1

	TOTAL	VOTE %	Election Day	Absentee	Absentee Provisional	
			Day		Mail	
FOR THE TAX LEVY	346	74.73%	225	59	60	2
AGAINST THE TAX LEVY	117	25.27%	81	20	16	0
Total Votes Cast	463	100.00%	306	79	76	2
Overvotes	0		0	0	0	0
Undervotes	9		6	0	2	1
Contest Totals	472		312	79	78	3

### Coldwater Southeast

---

Proposed Sales and Use Tax 0.5% Mercer County Detention Facility

Vote For 1

	TOTAL	VOTE %	Election	Absentee	Absentee	Provisional
			Day		Mail	
YES	261	57.24%	171	43	45	2
NO	195	42.76%	128	36	31	0
Total Votes Cast	456	100.00%	299	79	76	2
Overvotes	0		0	0	0	0
Undervotes	16		13	0	2	1
Contest Totals	472		312	79	78	3

Butler East

Statistics	TOTAL	Election Day	Absentee	Absentee Provisional Mail	
Registered Voters - Total	628				
Ballots Cast - Total	449	286	105	55	3
Ballots Cast - Blank	0	0	0	0	0
Voter Turnout - Total	71.50%				

Governor and Lieutenant Governor

Vote For 1

	TOTAL	VOTE %	Election Day	Absentee	Absentee Provisional Mail	
REP Mike DeWine and Jon Husted	402	92.63%	264	92	43	3
DEM Nan Whaley and Cheryl L.	30	6.91%	13	9	8	0
Write-In Totals	2	0.46%	0	1	1	0
Write-In: Marshall Usher and Shannon Walker	1	0.23%	0	1	0	0
Write-In: Timothy Grady and Dayna Bickley	0	0.00%	0	0	0	0
Write-In: Craig Patton and Collin	0	0.00%	0	0	0	0
Write-In: Renea Turner and Adina Pelletier	0	0.00%	0	0	0	0
Write-In: Uncertified Write-In	0	0.00%	0	0	0	0
Not Assigned	1	0.23%	0	0	1	0
Total Votes Cast	434	100.00%	277	102	52	3
Overvotes	0		0	0	0	0
Undervotes	15		9	3	3	0
Contest Totals	449		286	105	55	3

Attorney General

Vote For 1

	TOTAL	VOTE %	Election Day	Absentee	Absentee Provisional Mail	
DEM Jeffrey A. Crossman	30	6.80%	11	10	9	0
REP Dave Yost	411	93.20%	272	92	44	3
Total Votes Cast	441	100.00%	283	102	53	3
Overvotes	0		0	0	0	0
Undervotes	8		3	3	2	0
Contest Totals	449		286	105	55	3

Auditor of State

Vote For 1

	TOTAL	VOTE %	Election Day	Absentee	Absentee Provisional Mail	
REP Keith Faber	414	93.45%	273	92	46	3
DEM Taylor Sappington	29	6.55%	11	9	9	0
Total Votes Cast	443	100.00%	284	101	55	3
Overvotes	0		0	0	0	0
Undervotes	6		2	4	0	0
Contest Totals	449		286	105	55	3



Butler East

Secretary of State

Vote For 1

	TOTAL	VOTE %	Election Day	Absentee	Absentee Mail	Provisional
DEM Chelsea Clark	28	6.45%	9	11	8	0
REP Frank LaRose	403	92.86%	265	91	44	3
Terpsehore Tore Maras	3	0.69%	2	0	1	0
Total Votes Cast	434	100.00%	276	102	53	3
Overvotes	0		0	0	0	0
Undervotes	15		10	3	2	0
Contest Totals	449		286	105	55	3

Treasurer of State

Vote For 1

	TOTAL	VOTE %	Election Day	Absentee	Absentee Mail	Provisional
DEM Scott Schertzer	40	9.28%	17	12	11	0
REP Robert Sprague	391	90.72%	258	88	42	3
Total Votes Cast	431	100.00%	275	100	53	3
Overvotes	0		0	0	0	0
Undervotes	18		11	5	2	0
Contest Totals	449		286	105	55	3

Chief Justice of the Supreme Court (FTC 1-1-2023)

Vote For 1

	TOTAL	VOTE %	Election Day	Absentee	Absentee Mail	Provisional
DEM Jennifer Brunner	37	8.47%	14	12	10	1
REP Sharon L. Kennedy	400	91.53%	266	89	43	2
Total Votes Cast	437	100.00%	280	101	53	3
Overvotes	0		0	0	0	0
Undervotes	12		6	4	2	0
Contest Totals	449		286	105	55	3

Justice of the Supreme Court (FTC 1-1-2023)

Vote For 1

	TOTAL	VOTE %	Election Day	Absentee	Absentee Mail	Provisional
REP Pat Fischer	403	92.86%	268	88	44	3
DEM Terri Jamison	31	7.14%	11	11	9	0
Total Votes Cast	434	100.00%	279	99	53	3
Overvotes	0		0	0	0	0
Undervotes	15		7	6	2	0
Contest Totals	449		286	105	55	3

Precinct Summary Results Report  
 2022 November 8 General  
 November 8, 2022

OFFICIAL RESULTS PRECINCT SUMMARY

Mercer County

Butler East

Justice of the Supreme Court (FTC 1-2-2023)

Vote For 1

	TOTAL	VOTE %	Election Day	Absentee	Absentee Provisional	
			Day		Mail	
REP Pat DeWine	398	92.13%	266	87	42	3
DEM Marilyn Zayas	34	7.87%	10	13	11	0
Total Votes Cast	432	100.00%	276	100	53	3
Overvotes	0		0	0	0	0
Undervotes	17		10	5	2	0
Contest Totals	449		286	105	55	3

U.S. Senator

Vote For 1

	TOTAL	VOTE %	Election Day	Absentee	Absentee Provisional	
			Day		Mail	
DEM Tim Ryan	49	11.11%	20	16	13	0
REP JD Vance	391	88.66%	262	85	41	3
Write-In Totals	1	0.23%	0	1	0	0
Write-In: John Cheng	0	0.00%	0	0	0	0
Write-In: Matthew R. Esh	0	0.00%	0	0	0	0
Write-In: Stephen Faris	0	0.00%	0	0	0	0
Write-In: Shane Hoffman	0	0.00%	0	0	0	0
Write-In: Uncertified Write-In	0	0.00%	0	0	0	0
Write-In: LaShondra Tinsley	0	0.00%	0	0	0	0
Not Assigned	1	0.23%	0	1	0	0
Total Votes Cast	441	100.00%	282	102	54	3
Overvotes	0		0	0	0	0
Undervotes	8		4	3	1	0
Contest Totals	449		286	105	55	3

Representative to Congress (5th District)

Vote For 1

	TOTAL	VOTE %	Election Day	Absentee	Absentee Provisional	
			Day		Mail	
REP Bob Latta	401	91.97%	267	87	44	3
DEM Craig Swartz	35	8.03%	12	14	9	0
Total Votes Cast	436	100.00%	279	101	53	3
Overvotes	0		0	0	0	0
Undervotes	13		7	4	2	0
Contest Totals	449		286	105	55	3

State Representative (84th District)

Vote For 1

	TOTAL	VOTE %	Election Day	Absentee	Absentee Provisional	
			Day		Mail	
REP Angela N. King	388	88.38%	257	85	43	3
DEM Sophia Rodriguez	51	11.62%	24	17	10	0
Total Votes Cast	439	100.00%	281	102	53	3
Overvotes	0		0	0	0	0
Undervotes	10		5	3	2	0
Contest Totals	449		286	105	55	3

Butler East

Judge of the Court of Appeals (3rd District) (FTC 2-9-2023)

Vote For 1

	TOTAL	VOTE %	Election Day	Absentee	Absentee Provisional Mail	
REP William R. Zimmerman	404	100.00%	260	91	50	3
Total Votes Cast	404	100.00%	260	91	50	3
Overvotes	0		0	0	0	0
Undervotes	45		26	14	5	0
Contest Totals	449		286	105	55	3

Judge of the Court of Appeals (3rd District) (FTC 2-11-2023)

Vote For 1

	TOTAL	VOTE %	Election Day	Absentee	Absentee Provisional Mail	
REP Juergen A. Waldick	391	100.00%	252	89	47	3
Total Votes Cast	391	100.00%	252	89	47	3
Overvotes	0		0	0	0	0
Undervotes	58		34	16	8	0
Contest Totals	449		286	105	55	3

County Commissioner (FTC 1-1-2023)

Vote For 1

	TOTAL	VOTE %	Election Day	Absentee	Absentee Provisional Mail	
REP David Buschur	402	92.20%	267	87	45	3
DEM Don Holtvoigt	34	7.80%	12	14	8	0
Total Votes Cast	436	100.00%	279	101	53	3
Overvotes	0		0	0	0	0
Undervotes	13		7	4	2	0
Contest Totals	449		286	105	55	3

County Auditor

Vote For 1

	TOTAL	VOTE %	Election Day	Absentee	Absentee Provisional Mail	
REP Randall E. Grapner	409	100.00%	263	94	49	3
Total Votes Cast	409	100.00%	263	94	49	3
Overvotes	0		0	0	0	0
Undervotes	40		23	11	6	0
Contest Totals	449		286	105	55	3

Judge of the Court of Common Pleas (General Division) (FTC 1-1-2023)

Vote For 1

	TOTAL	VOTE %	Election Day	Absentee	Absentee Provisional Mail	
Matthew K. Fox	354	100.00%	220	85	48	1
Total Votes Cast	354	100.00%	220	85	48	1
Overvotes	0		0	0	0	0
Undervotes	95		66	20	7	2
Contest Totals	449		286	105	55	3

**Butler East**

Issue 1 Proposed Constitutional Amendment Bail Reform

Vote For 1

	TOTAL	VOTE %	Election Day	Absentee	Absentee Provisional	
			Day		Mail	
YES	363	85.82%	224	94	42	3
NO	60	14.18%	42	8	10	0
Total Votes Cast	423	100.00%	266	102	52	3
Overvotes	0		0	0	0	0
Undervotes	26		20	3	3	0
Contest Totals	449		286	105	55	3

Issue 2 Proposed Constitutional Amendment Non Citizens

Vote For 1

	TOTAL	VOTE %	Election Day	Absentee	Absentee Provisional	
			Day		Mail	
YES	381	89.23%	239	97	42	3
NO	46	10.77%	30	6	10	0
Total Votes Cast	427	100.00%	269	103	52	3
Overvotes	0		0	0	0	0
Undervotes	22		17	2	3	0
Contest Totals	449		286	105	55	3

Proposed Tax Levy (Additional) Current Expenses 0.55 mills Mercer County Health District

Vote For 1

	TOTAL	VOTE %	Election Day	Absentee	Absentee Provisional	
			Day		Mail	
FOR THE TAX LEVY	173	40.05%	120	35	17	1
AGAINST THE TAX LEVY	259	59.95%	156	67	35	1
Total Votes Cast	432	100.00%	276	102	52	2
Overvotes	0		0	0	0	0
Undervotes	17		10	3	3	1
Contest Totals	449		286	105	55	3

Proposed Tax Levy (Renewal) Mercer County Board of Developmental Disabilities

Vote For 1

	TOTAL	VOTE %	Election Day	Absentee	Absentee Provisional	
			Day		Mail	
FOR THE TAX LEVY	290	66.67%	196	59	34	1
AGAINST THE TAX LEVY	145	33.33%	81	45	18	1
Total Votes Cast	435	100.00%	277	104	52	2
Overvotes	0		0	0	0	0
Undervotes	14		9	1	3	1
Contest Totals	449		286	105	55	3

Butler East

---

Proposed Sales and Use Tax 0.5% Mercer County Detention Facility

Vote For 1

	TOTAL	VOTE %	Election Day	Absentee	Absentee Mail	Provisional
YES	222	51.51%	141	51	28	2
NO	209	48.49%	135	49	25	0
Total Votes Cast	431	100.00%	276	100	53	2
Overvotes	0		0	0	0	0
Undervotes	18		10	5	2	1
Contest Totals	449		286	105	55	3

Butler West

Statistics	TOTAL	Election Day	Absentee	Absentee Provisional Mail	
Registered Voters - Total	733				
Ballots Cast - Total	530	344	116	68	2
Ballots Cast - Blank	0	0	0	0	0
Voter Turnout - Total	72.31%				

Governor and Lieutenant Governor

Vote For 1

	TOTAL	VOTE %	Election Day	Absentee	Absentee Provisional Mail	
REP Mike DeWine and Jon Husted	463	89.56%	306	102	53	2
DEM Nan Whaley and Cheryl L.	52	10.06%	25	12	15	0
Write-In Totals	2	0.39%	2	0	0	0
Write-In: Marshall Usher and Shannon Walker	1	0.19%	1	0	0	0
Write-In: Timothy Grady and Dayna Bickley	0	0.00%	0	0	0	0
Write-In: Craig Patton and Collin	0	0.00%	0	0	0	0
Write-In: Renea Turner and Adina Pelletier	0	0.00%	0	0	0	0
Write-In: Uncertified Write-In	0	0.00%	0	0	0	0
Not Assigned	1	0.19%	1	0	0	0
Total Votes Cast	517	100.00%	333	114	68	2
Overvotes	0		0	0	0	0
Undervotes	13		11	2	0	0
Contest Totals	530		344	116	68	2

Attorney General

Vote For 1

	TOTAL	VOTE %	Election Day	Absentee	Absentee Provisional Mail	
DEM Jeffrey A. Crossman	53	10.21%	23	13	17	0
REP Dave Yost	466	89.79%	317	99	48	2
Total Votes Cast	519	100.00%	340	112	65	2
Overvotes	0		0	0	0	0
Undervotes	11		4	4	3	0
Contest Totals	530		344	116	68	2

Auditor of State

Vote For 1

	TOTAL	VOTE %	Election Day	Absentee	Absentee Provisional Mail	
REP Keith Faber	476	91.19%	319	101	54	2
DEM Taylor Sappington	46	8.81%	21	12	13	0
Total Votes Cast	522	100.00%	340	113	67	2
Overvotes	0		0	0	0	0
Undervotes	8		4	3	1	0
Contest Totals	530		344	116	68	2

Precinct Summary Results Report  
 2022 November 8 General  
 November 8, 2022

OFFICIAL RESULTS PRECINCT SUMMARY

Mercer County

Butler West

Secretary of State

Vote For 1

	TOTAL	VOTE %	Election Day	Absentee	Absentee Mail	Provisional
DEM Chelsea Clark	48	9.25%	25	10	13	0
REP Frank LaRose	467	89.98%	312	101	52	2
Terpsehore Tore Maras	4	0.77%	2	1	1	0
Total Votes Cast	519	100.00%	339	112	66	2
Overvotes	0		0	0	0	0
Undervotes	11		5	4	2	0
Contest Totals	530		344	116	68	2

Treasurer of State

Vote For 1

	TOTAL	VOTE %	Election Day	Absentee	Absentee Mail	Provisional
DEM Scott Schertzer	53	10.43%	22	13	18	0
REP Robert Sprague	455	89.57%	312	94	47	2
Total Votes Cast	508	100.00%	334	107	65	2
Overvotes	0		0	0	0	0
Undervotes	22		10	9	3	0
Contest Totals	530		344	116	68	2

Chief Justice of the Supreme Court (FTC 1-1-2023)

Vote For 1

	TOTAL	VOTE %	Election Day	Absentee	Absentee Mail	Provisional
DEM Jennifer Brunner	64	12.31%	28	15	21	0
REP Sharon L. Kennedy	456	87.69%	312	99	43	2
Total Votes Cast	520	100.00%	340	114	64	2
Overvotes	0		0	0	0	0
Undervotes	10		4	2	4	0
Contest Totals	530		344	116	68	2

Justice of the Supreme Court (FTC 1-1-2023)

Vote For 1

	TOTAL	VOTE %	Election Day	Absentee	Absentee Mail	Provisional
REP Pat Fischer	455	87.67%	311	96	46	2
DEM Terri Jamison	64	12.33%	30	16	18	0
Total Votes Cast	519	100.00%	341	112	64	2
Overvotes	0		0	0	0	0
Undervotes	11		3	4	4	0
Contest Totals	530		344	116	68	2

Precinct Summary Results Report  
 2022 November 8 General  
 November 8, 2022

OFFICIAL RESULTS PRECINCT SUMMARY

Mercer County

Butler West

Justice of the Supreme Court (FTC 1-2-2023)

Vote For 1

	TOTAL	VOTE %	Election Day	Absentee	Absentee Provisional Mail	
REP Pat DeWine	447	87.13%	303	93	49	2
DEM Marilyn Zayas	66	12.87%	29	20	17	0
Total Votes Cast	513	100.00%	332	113	66	2
Overvotes	0		0	0	0	0
Undervotes	17		12	3	2	0
Contest Totals	530		344	116	68	2

U.S. Senator

Vote For 1

	TOTAL	VOTE %	Election Day	Absentee	Absentee Provisional Mail	
DEM Tim Ryan	84	16.03%	39	19	26	0
REP JD Vance	440	83.97%	303	96	39	2
Write-In Totals	0	0.00%	0	0	0	0
Write-In: John Cheng	0	0.00%	0	0	0	0
Write-In: Matthew R. Esh	0	0.00%	0	0	0	0
Write-In: Stephen Faris	0	0.00%	0	0	0	0
Write-In: Shane Hoffman	0	0.00%	0	0	0	0
Write-In: Uncertified Write-In	0	0.00%	0	0	0	0
Write-In: LaShondra Tinsley	0	0.00%	0	0	0	0
Not Assigned	0	0.00%	0	0	0	0
Total Votes Cast	524	100.00%	342	115	65	2
Overvotes	0		0	0	0	0
Undervotes	6		2	1	3	0
Contest Totals	530		344	116	68	2

Representative to Congress (5th District)

Vote For 1

	TOTAL	VOTE %	Election Day	Absentee	Absentee Provisional Mail	
REP Bob Latta	459	88.78%	313	96	48	2
DEM Craig Swartz	58	11.22%	24	15	19	0
Total Votes Cast	517	100.00%	337	111	67	2
Overvotes	0		0	0	0	0
Undervotes	13		7	5	1	0
Contest Totals	530		344	116	68	2

State Representative (84th District)

Vote For 1

	TOTAL	VOTE %	Election Day	Absentee	Absentee Provisional Mail	
REP Angela N. King	454	87.14%	313	93	46	2
DEM Sophia Rodriguez	67	12.86%	27	21	19	0
Total Votes Cast	521	100.00%	340	114	65	2
Overvotes	0		0	0	0	0
Undervotes	9		4	2	3	0
Contest Totals	530		344	116	68	2



Butler West

Judge of the Court of Appeals (3rd District) (FTC 2-9-2023)

Vote For 1

	TOTAL	VOTE %	Election Day	Absentee	Absentee Mail	Provisional
REP William R. Zimmerman	459	100.00%	309	98	50	2
Total Votes Cast	459	100.00%	309	98	50	2
Overvotes	0		0	0	0	0
Undervotes	71		35	18	18	0
Contest Totals	530		344	116	68	2

Judge of the Court of Appeals (3rd District) (FTC 2-11-2023)

Vote For 1

	TOTAL	VOTE %	Election Day	Absentee	Absentee Mail	Provisional
REP Juergen A. Waldick	442	100.00%	299	93	48	2
Total Votes Cast	442	100.00%	299	93	48	2
Overvotes	0		0	0	0	0
Undervotes	88		45	23	20	0
Contest Totals	530		344	116	68	2

County Commissioner (FTC 1-1-2023)

Vote For 1

	TOTAL	VOTE %	Election Day	Absentee	Absentee Mail	Provisional
REP David Buschur	469	90.37%	317	99	51	2
DEM Don Holtvoigt	50	9.63%	23	14	13	0
Total Votes Cast	519	100.00%	340	113	64	2
Overvotes	0		0	0	0	0
Undervotes	11		4	3	4	0
Contest Totals	530		344	116	68	2

County Auditor

Vote For 1

	TOTAL	VOTE %	Election Day	Absentee	Absentee Mail	Provisional
REP Randall E. Grapner	474	100.00%	315	100	57	2
Total Votes Cast	474	100.00%	315	100	57	2
Overvotes	0		0	0	0	0
Undervotes	56		29	16	11	0
Contest Totals	530		344	116	68	2

Judge of the Court of Common Pleas (General Division) (FTC 1-1-2023)

Vote For 1

	TOTAL	VOTE %	Election Day	Absentee	Absentee Mail	Provisional
Matthew K. Fox	409	100.00%	263	87	57	2
Total Votes Cast	409	100.00%	263	87	57	2
Overvotes	0		0	0	0	0
Undervotes	121		81	29	11	0
Contest Totals	530		344	116	68	2

Butler West

Issue 1 Proposed Constitutional Amendment Bail Reform

Vote For 1	TOTAL	VOTE %	Election Day	Absentee	Absentee Mail	Provisional
YES	431	86.55%	276	98	55	2
NO	67	13.45%	47	11	9	0
Total Votes Cast	498	100.00%	323	109	64	2
Overvotes	0		0	0	0	0
Undervotes	32		21	7	4	0
Contest Totals	530		344	116	68	2

Issue 2 Proposed Constitutional Amendment Non Citizens

Vote For 1	TOTAL	VOTE %	Election Day	Absentee	Absentee Mail	Provisional
YES	441	86.64%	288	98	54	1
NO	68	13.36%	44	12	11	1
Total Votes Cast	509	100.00%	332	110	65	2
Overvotes	0		0	0	0	0
Undervotes	21		12	6	3	0
Contest Totals	530		344	116	68	2

Proposed Tax Levy (Additional) Current Expenses 0.55 mills Mercer County Health District

Vote For 1	TOTAL	VOTE %	Election Day	Absentee	Absentee Mail	Provisional
FOR THE TAX LEVY	212	42.40%	149	41	20	2
AGAINST THE TAX LEVY	288	57.60%	177	69	42	0
Total Votes Cast	500	100.00%	326	110	62	2
Overvotes	0		0	0	0	0
Undervotes	30		18	6	6	0
Contest Totals	530		344	116	68	2

Proposed Tax Levy (Renewal) Mercer County Board of Developmental Disabilities

Vote For 1	TOTAL	VOTE %	Election Day	Absentee	Absentee Mail	Provisional
FOR THE TAX LEVY	336	66.80%	235	64	35	2
AGAINST THE TAX LEVY	167	33.20%	98	44	25	0
Total Votes Cast	503	100.00%	333	108	60	2
Overvotes	0		0	0	0	0
Undervotes	27		11	8	8	0
Contest Totals	530		344	116	68	2

Butler West

---

Proposed Sales and Use Tax 0.5% Mercer County Detention Facility

Vote For 1

	TOTAL	VOTE %	Election Day	Absentee	Absentee Mail	Provisional
YES	255	50.90%	170	54	29	2
NO	246	49.10%	155	54	37	0
Total Votes Cast	501	100.00%	325	108	66	2
Overvotes	0		0	0	0	0
Undervotes	29		19	8	2	0
Contest Totals	530		344	116	68	2

St. Henry North

Statistics	TOTAL	Election Day	Absentee	Absentee Provisional Mail	
Registered Voters - Total	1,040				
Ballots Cast - Total	719	489	118	100	12
Ballots Cast - Blank	0	0	0	0	0
Voter Turnout - Total	69.13%				

Governor and Lieutenant Governor

Vote For 1

	TOTAL	VOTE %	Election Day	Absentee	Absentee Provisional Mail	
REP Mike DeWine and Jon Husted	642	91.06%	442	105	85	10
DEM Nan Whaley and Cheryl L.	60	8.51%	36	8	14	2
Write-In Totals	3	0.43%	3	0	0	0
Write-In: Marshall Usher and Shannon Walker	2	0.28%	2	0	0	0
Write-In: Timothy Grady and Dayna Bickley	0	0.00%	0	0	0	0
Write-In: Craig Patton and Collin	0	0.00%	0	0	0	0
Write-In: Renea Turner and Adina Pelletier	0	0.00%	0	0	0	0
Write-In: Uncertified Write-In	0	0.00%	0	0	0	0
Not Assigned	1	0.14%	1	0	0	0
Total Votes Cast	705	100.00%	481	113	99	12
Overvotes	0		0	0	0	0
Undervotes	14		8	5	1	0
Contest Totals	719		489	118	100	12

Attorney General

Vote For 1

	TOTAL	VOTE %	Election Day	Absentee	Absentee Provisional Mail	
DEM Jeffrey A. Crossman	62	8.84%	35	9	15	3
REP Dave Yost	639	91.16%	441	105	84	9
Total Votes Cast	701	100.00%	476	114	99	12
Overvotes	0		0	0	0	0
Undervotes	18		13	4	1	0
Contest Totals	719		489	118	100	12

Auditor of State

Vote For 1

	TOTAL	VOTE %	Election Day	Absentee	Absentee Provisional Mail	
REP Keith Faber	645	91.88%	448	103	84	10
DEM Taylor Sappington	57	8.12%	31	9	15	2
Total Votes Cast	702	100.00%	479	112	99	12
Overvotes	0		0	0	0	0
Undervotes	17		10	6	1	0
Contest Totals	719		489	118	100	12

St. Henry North

Secretary of State

Vote For 1

	TOTAL	VOTE %	Election Day	Absentee	Absentee Mail	Provisional
DEM Chelsea Clark	62	8.79%	37	8	15	2
REP Frank LaRose	638	90.50%	438	107	83	10
Terpsehore Tore Maras	5	0.71%	4	0	1	0
Total Votes Cast	705	100.00%	479	115	99	12
Overvotes	0		0	0	0	0
Undervotes	14		10	3	1	0
Contest Totals	719		489	118	100	12

Treasurer of State

Vote For 1

	TOTAL	VOTE %	Election Day	Absentee	Absentee Mail	Provisional
DEM Scott Schertzer	68	9.84%	39	8	18	3
REP Robert Sprague	623	90.16%	429	105	80	9
Total Votes Cast	691	100.00%	468	113	98	12
Overvotes	0		0	0	0	0
Undervotes	28		21	5	2	0
Contest Totals	719		489	118	100	12

Chief Justice of the Supreme Court (FTC 1-1-2023)

Vote For 1

	TOTAL	VOTE %	Election Day	Absentee	Absentee Mail	Provisional
DEM Jennifer Brunner	79	11.22%	45	12	20	2
REP Sharon L. Kennedy	625	88.78%	431	105	79	10
Total Votes Cast	704	100.00%	476	117	99	12
Overvotes	0		0	0	0	0
Undervotes	15		13	1	1	0
Contest Totals	719		489	118	100	12

Justice of the Supreme Court (FTC 1-1-2023)

Vote For 1

	TOTAL	VOTE %	Election Day	Absentee	Absentee Mail	Provisional
REP Pat Fischer	630	90.65%	434	106	81	9
DEM Terri Jamison	65	9.35%	37	9	16	3
Total Votes Cast	695	100.00%	471	115	97	12
Overvotes	0		0	0	0	0
Undervotes	24		18	3	3	0
Contest Totals	719		489	118	100	12

St. Henry North

Justice of the Supreme Court (FTC 1-2-2023)

Vote For 1

	TOTAL	VOTE %	Election Day	Absentee	Absentee Mail	Provisional
REP Pat DeWine	627	89.96%	432	103	82	10
DEM Marilyn Zayas	70	10.04%	40	12	16	2
Total Votes Cast	697	100.00%	472	115	98	12
Overvotes	0		0	0	0	0
Undervotes	22		17	3	2	0
Contest Totals	719		489	118	100	12

U.S. Senator

Vote For 1

	TOTAL	VOTE %	Election Day	Absentee	Absentee Mail	Provisional
DEM Tim Ryan	97	13.70%	55	14	25	3
REP JD Vance	610	86.16%	426	102	73	9
Write-In Totals	1	0.14%	1	0	0	0
Write-In: John Cheng	0	0.00%	0	0	0	0
Write-In: Matthew R. Esh	0	0.00%	0	0	0	0
Write-In: Stephen Faris	0	0.00%	0	0	0	0
Write-In: Shane Hoffman	0	0.00%	0	0	0	0
Write-In: Uncertified Write-In	0	0.00%	0	0	0	0
Write-In: LaShondra Tinsley	0	0.00%	0	0	0	0
Not Assigned	1	0.14%	1	0	0	0
Total Votes Cast	708	100.00%	482	116	98	12
Overvotes	0		0	0	0	0
Undervotes	11		7	2	2	0
Contest Totals	719		489	118	100	12

Representative to Congress (5th District)

Vote For 1

	TOTAL	VOTE %	Election Day	Absentee	Absentee Mail	Provisional
REP Bob Latta	636	90.47%	440	105	82	9
DEM Craig Swartz	67	9.53%	37	11	16	3
Total Votes Cast	703	100.00%	477	116	98	12
Overvotes	0		0	0	0	0
Undervotes	16		12	2	2	0
Contest Totals	719		489	118	100	12

State Representative (84th District)

Vote For 1

	TOTAL	VOTE %	Election Day	Absentee	Absentee Mail	Provisional
REP Angela N. King	638	89.61%	445	106	77	10
DEM Sophia Rodriguez	74	10.39%	40	10	22	2
Total Votes Cast	712	100.00%	485	116	99	12
Overvotes	0		0	0	0	0
Undervotes	7		4	2	1	0
Contest Totals	719		489	118	100	12

St. Henry North

Judge of the Court of Appeals (3rd District) (FTC 2-9-2023)

Vote For 1	TOTAL	VOTE %	Election Day	Absentee	Absentee Provisional Mail	
REP William R. Zimmerman	635	100.00%	443	101	80	11
Total Votes Cast	635	100.00%	443	101	80	11
Overvotes	0		0	0	0	0
Undervotes	84		46	17	20	1
Contest Totals	719		489	118	100	12

Judge of the Court of Appeals (3rd District) (FTC 2-11-2023)

Vote For 1	TOTAL	VOTE %	Election Day	Absentee	Absentee Provisional Mail	
REP Juergen A. Waldick	620	100.00%	431	101	77	11
Total Votes Cast	620	100.00%	431	101	77	11
Overvotes	0		0	0	0	0
Undervotes	99		58	17	23	1
Contest Totals	719		489	118	100	12

County Commissioner (FTC 1-1-2023)

Vote For 1	TOTAL	VOTE %	Election Day	Absentee	Absentee Provisional Mail	
REP David Buschur	653	92.10%	450	108	85	10
DEM Don Holtvoigt	56	7.90%	33	8	13	2
Total Votes Cast	709	100.00%	483	116	98	12
Overvotes	0		0	0	0	0
Undervotes	10		6	2	2	0
Contest Totals	719		489	118	100	12

County Auditor

Vote For 1	TOTAL	VOTE %	Election Day	Absentee	Absentee Provisional Mail	
REP Randall E. Grapner	639	100.00%	445	100	83	11
Total Votes Cast	639	100.00%	445	100	83	11
Overvotes	0		0	0	0	0
Undervotes	80		44	18	17	1
Contest Totals	719		489	118	100	12

Judge of the Court of Common Pleas (General Division) (FTC 1-1-2023)

Vote For 1	TOTAL	VOTE %	Election Day	Absentee	Absentee Provisional Mail	
Matthew K. Fox	590	100.00%	403	92	85	10
Total Votes Cast	590	100.00%	403	92	85	10
Overvotes	0		0	0	0	0
Undervotes	129		86	26	15	2
Contest Totals	719		489	118	100	12

St. Henry North

Issue 1 Proposed Constitutional Amendment Bail Reform

Vote For 1

	TOTAL	VOTE %	Election Day	Absentee	Absentee	Provisional
					Mail	
YES	607	87.84%	415	103	79	10
NO	84	12.16%	56	11	17	0
Total Votes Cast	691	100.00%	471	114	96	10
Overvotes	1		0	0	1	0
Undervotes	27		18	4	3	2
Contest Totals	719		489	118	100	12

Issue 2 Proposed Constitutional Amendment Non Citizens

Vote For 1

	TOTAL	VOTE %	Election Day	Absentee	Absentee	Provisional
					Mail	
YES	615	89.26%	419	103	83	10
NO	74	10.74%	49	10	15	0
Total Votes Cast	689	100.00%	468	113	98	10
Overvotes	0		0	0	0	0
Undervotes	30		21	5	2	2
Contest Totals	719		489	118	100	12

Proposed Tax Levy (Additional) Current Expenses 0.55 mills Mercer County Health District

Vote For 1

	TOTAL	VOTE %	Election Day	Absentee	Absentee	Provisional
					Mail	
FOR THE TAX LEVY	395	58.00%	276	52	59	8
AGAINST THE TAX LEVY	286	42.00%	187	61	36	2
Total Votes Cast	681	100.00%	463	113	95	10
Overvotes	0		0	0	0	0
Undervotes	38		26	5	5	2
Contest Totals	719		489	118	100	12

Proposed Tax Levy (Renewal) Mercer County Board of Developmental Disabilities

Vote For 1

	TOTAL	VOTE %	Election Day	Absentee	Absentee	Provisional
					Mail	
FOR THE TAX LEVY	567	80.77%	395	88	75	9
AGAINST THE TAX LEVY	135	19.23%	82	30	22	1
Total Votes Cast	702	100.00%	477	118	97	10
Overvotes	0		0	0	0	0
Undervotes	17		12	0	3	2
Contest Totals	719		489	118	100	12



St. Henry North

---

Proposed Sales and Use Tax 0.5% Mercer County Detention Facility

Vote For 1

	TOTAL	VOTE %	Election Day	Absentee	Absentee Mail	Provisional
YES	392	56.89%	282	57	47	6
NO	297	43.11%	184	60	49	4
Total Votes Cast	689	100.00%	466	117	96	10
Overvotes	0		0	0	0	0
Undervotes	30		23	1	4	2
Contest Totals	719		489	118	100	12

Precinct Summary Results Report  
 2022 November 8 General  
 November 8, 2022

OFFICIAL RESULTS PRECINCT SUMMARY

Mercer County

St. Henry South

Statistics	TOTAL	Election Day	Absentee	Absentee Provisional Mail	
Registered Voters - Total	707				
Ballots Cast - Total	477	323	78	72	4
Ballots Cast - Blank	0	0	0	0	0
Voter Turnout - Total	67.47%				

Governor and Lieutenant Governor

Vote For 1

	TOTAL	VOTE %	Election Day	Absentee	Absentee Provisional Mail	
REP Mike DeWine and Jon Husted	427	90.47%	293	69	61	4
DEM Nan Whaley and Cheryl L.	45	9.53%	27	7	11	0
Write-In Totals	0	0.00%	0	0	0	0
Write-In: Timothy Grady and Dayna Bickley	0	0.00%	0	0	0	0
Write-In: Craig Patton and Collin	0	0.00%	0	0	0	0
Write-In: Renea Turner and Adina Pelletier	0	0.00%	0	0	0	0
Write-In: Marshall Usher and Shannon Walker	0	0.00%	0	0	0	0
Write-In: Uncertified Write-In	0	0.00%	0	0	0	0
Not Assigned	0	0.00%	0	0	0	0
Total Votes Cast	472	100.00%	320	76	72	4
Overvotes	0		0	0	0	0
Undervotes	5		3	2	0	0
Contest Totals	477		323	78	72	4

Attorney General

Vote For 1

	TOTAL	VOTE %	Election Day	Absentee	Absentee Provisional Mail	
DEM Jeffrey A. Crossman	49	10.49%	26	13	10	0
REP Dave Yost	418	89.51%	290	63	61	4
Total Votes Cast	467	100.00%	316	76	71	4
Overvotes	0		0	0	0	0
Undervotes	10		7	2	1	0
Contest Totals	477		323	78	72	4

Auditor of State

Vote For 1

	TOTAL	VOTE %	Election Day	Absentee	Absentee Provisional Mail	
REP Keith Faber	423	90.77%	296	62	62	3
DEM Taylor Sappington	43	9.23%	22	12	9	0
Total Votes Cast	466	100.00%	318	74	71	3
Overvotes	0		0	0	0	0
Undervotes	11		5	4	1	1
Contest Totals	477		323	78	72	4

St. Henry South

Secretary of State

Vote For 1

	TOTAL	VOTE %	Election Day	Absentee	Absentee Mail	Provisional
DEM Chelsea Clark	41	8.74%	21	10	10	0
REP Frank LaRose	425	90.62%	293	66	62	4
Terpsehore Tore Maras	3	0.64%	2	1	0	0
Total Votes Cast	469	100.00%	316	77	72	4
Overvotes	0		0	0	0	0
Undervotes	8		7	1	0	0
Contest Totals	477		323	78	72	4

Treasurer of State

Vote For 1

	TOTAL	VOTE %	Election Day	Absentee	Absentee Mail	Provisional
DEM Scott Schertzer	51	11.02%	27	14	10	0
REP Robert Sprague	412	88.98%	284	63	61	4
Total Votes Cast	463	100.00%	311	77	71	4
Overvotes	0		0	0	0	0
Undervotes	14		12	1	1	0
Contest Totals	477		323	78	72	4

Chief Justice of the Supreme Court (FTC 1-1-2023)

Vote For 1

	TOTAL	VOTE %	Election Day	Absentee	Absentee Mail	Provisional
DEM Jennifer Brunner	58	12.39%	34	14	10	0
REP Sharon L. Kennedy	410	87.61%	280	64	62	4
Total Votes Cast	468	100.00%	314	78	72	4
Overvotes	0		0	0	0	0
Undervotes	9		9	0	0	0
Contest Totals	477		323	78	72	4

Justice of the Supreme Court (FTC 1-1-2023)

Vote For 1

	TOTAL	VOTE %	Election Day	Absentee	Absentee Mail	Provisional
REP Pat Fischer	415	89.25%	285	65	61	4
DEM Terri Jamison	50	10.75%	28	12	10	0
Total Votes Cast	465	100.00%	313	77	71	4
Overvotes	0		0	0	0	0
Undervotes	12		10	1	1	0
Contest Totals	477		323	78	72	4

Precinct Summary Results Report  
 2022 November 8 General  
 November 8, 2022

OFFICIAL RESULTS PRECINCT SUMMARY

Mercer County

St. Henry South

Justice of the Supreme Court (FTC 1-2-2023)

Vote For 1

	TOTAL	VOTE %	Election Day	Absentee	Absentee Mail	Provisional
REP Pat DeWine	408	87.74%	278	67	59	4
DEM Marilyn Zayas	57	12.26%	35	11	11	0
Total Votes Cast	465	100.00%	313	78	70	4
Overvotes	0		0	0	0	0
Undervotes	12		10	0	2	0
Contest Totals	477		323	78	72	4

U.S. Senator

Vote For 1

	TOTAL	VOTE %	Election Day	Absentee	Absentee Mail	Provisional
DEM Tim Ryan	75	15.92%	46	17	12	0
REP JD Vance	395	83.86%	270	61	60	4
Write-In Totals	1	0.21%	1	0	0	0
Write-In: John Cheng	0	0.00%	0	0	0	0
Write-In: Matthew R. Esh	0	0.00%	0	0	0	0
Write-In: Stephen Faris	0	0.00%	0	0	0	0
Write-In: Shane Hoffman	0	0.00%	0	0	0	0
Write-In: Uncertified Write-In	0	0.00%	0	0	0	0
Write-In: LaShondra Tinsley	0	0.00%	0	0	0	0
Not Assigned	1	0.21%	1	0	0	0
Total Votes Cast	471	100.00%	317	78	72	4
Overvotes	0		0	0	0	0
Undervotes	6		6	0	0	0
Contest Totals	477		323	78	72	4

Representative to Congress (5th District)

Vote For 1

	TOTAL	VOTE %	Election Day	Absentee	Absentee Mail	Provisional
REP Bob Latta	400	87.15%	277	61	58	4
DEM Craig Swartz	59	12.85%	34	15	10	0
Total Votes Cast	459	100.00%	311	76	68	4
Overvotes	0		0	0	0	0
Undervotes	18		12	2	4	0
Contest Totals	477		323	78	72	4

State Representative (84th District)

Vote For 1

	TOTAL	VOTE %	Election Day	Absentee	Absentee Mail	Provisional
REP Angela N. King	405	85.81%	277	63	61	4
DEM Sophia Rodriguez	67	14.19%	42	14	11	0
Total Votes Cast	472	100.00%	319	77	72	4
Overvotes	0		0	0	0	0
Undervotes	5		4	1	0	0
Contest Totals	477		323	78	72	4

St. Henry South

Judge of the Court of Appeals (3rd District) (FTC 2-9-2023)

Vote For 1						
	TOTAL	VOTE %	Election Day	Absentee	Absentee Provisional	
			Day		Mail	
REP William R. Zimmerman	421	100.00%	288	69	61	3
Total Votes Cast	421	100.00%	288	69	61	3
Overvotes	0		0	0	0	0
Undervotes	56		35	9	11	1
Contest Totals	477		323	78	72	4

Judge of the Court of Appeals (3rd District) (FTC 2-11-2023)

Vote For 1						
	TOTAL	VOTE %	Election Day	Absentee	Absentee Provisional	
			Day		Mail	
REP Juergen A. Waldick	405	100.00%	281	66	55	3
Total Votes Cast	405	100.00%	281	66	55	3
Overvotes	0		0	0	0	0
Undervotes	72		42	12	17	1
Contest Totals	477		323	78	72	4

County Commissioner (FTC 1-1-2023)

Vote For 1						
	TOTAL	VOTE %	Election Day	Absentee	Absentee Provisional	
			Day		Mail	
REP David Buschur	425	90.23%	289	70	62	4
DEM Don Holtvoigt	46	9.77%	28	8	10	0
Total Votes Cast	471	100.00%	317	78	72	4
Overvotes	0		0	0	0	0
Undervotes	6		6	0	0	0
Contest Totals	477		323	78	72	4

County Auditor

Vote For 1						
	TOTAL	VOTE %	Election Day	Absentee	Absentee Provisional	
			Day		Mail	
REP Randall E. Grapner	424	100.00%	294	68	59	3
Total Votes Cast	424	100.00%	294	68	59	3
Overvotes	0		0	0	0	0
Undervotes	53		29	10	13	1
Contest Totals	477		323	78	72	4

Judge of the Court of Common Pleas (General Division) (FTC 1-1-2023)

Vote For 1						
	TOTAL	VOTE %	Election Day	Absentee	Absentee Provisional	
			Day		Mail	
Matthew K. Fox	393	100.00%	271	58	62	2
Total Votes Cast	393	100.00%	271	58	62	2
Overvotes	0		0	0	0	0
Undervotes	84		52	20	10	2
Contest Totals	477		323	78	72	4

**St. Henry South**

Issue 1 Proposed Constitutional Amendment Bail Reform

Vote For 1

	TOTAL	VOTE %	Election Day	Absentee	Absentee Provisional	
			Day		Mail	
YES	387	84.13%	257	67	61	2
NO	73	15.87%	55	9	8	1
Total Votes Cast	460	100.00%	312	76	69	3
Overvotes	0		0	0	0	0
Undervotes	17		11	2	3	1
Contest Totals	477		323	78	72	4

Issue 2 Proposed Constitutional Amendment Non Citizens

Vote For 1

	TOTAL	VOTE %	Election Day	Absentee	Absentee Provisional	
			Day		Mail	
YES	402	87.58%	267	71	61	3
NO	57	12.42%	46	3	8	0
Total Votes Cast	459	100.00%	313	74	69	3
Overvotes	0		0	0	0	0
Undervotes	18		10	4	3	1
Contest Totals	477		323	78	72	4

Proposed Tax Levy (Additional) Current Expenses 0.55 mills Mercer County Health District

Vote For 1

	TOTAL	VOTE %	Election Day	Absentee	Absentee Provisional	
			Day		Mail	
FOR THE TAX LEVY	277	61.97%	186	50	40	1
AGAINST THE TAX LEVY	170	38.03%	121	21	26	2
Total Votes Cast	447	100.00%	307	71	66	3
Overvotes	0		0	0	0	0
Undervotes	30		16	7	6	1
Contest Totals	477		323	78	72	4

Proposed Tax Levy (Renewal) Mercer County Board of Developmental Disabilities

Vote For 1

	TOTAL	VOTE %	Election Day	Absentee	Absentee Provisional	
			Day		Mail	
FOR THE TAX LEVY	375	82.06%	255	64	53	3
AGAINST THE TAX LEVY	82	17.94%	56	11	15	0
Total Votes Cast	457	100.00%	311	75	68	3
Overvotes	0		0	0	0	0
Undervotes	20		12	3	4	1
Contest Totals	477		323	78	72	4

St. Henry South

---

Proposed Sales and Use Tax 0.5% Mercer County Detention Facility

Vote For 1

	TOTAL	VOTE %	Election Day	Absentee	Absentee Mail	Provisional
YES	271	60.09%	180	50	40	1
NO	180	39.91%	126	21	31	2
Total Votes Cast	451	100.00%	306	71	71	3
Overvotes	0		0	0	0	0
Undervotes	26		17	7	1	1
Contest Totals	477		323	78	72	4

Granville East

Statistics	TOTAL	Election Day	Absentee	Absentee Provisional Mail	
Registered Voters - Total	534				
Ballots Cast - Total	393	283	55	54	1
Ballots Cast - Blank	0	0	0	0	0
Voter Turnout - Total	73.60%				

Governor and Lieutenant Governor

Vote For 1

	TOTAL	VOTE %	Election Day	Absentee	Absentee Provisional Mail	
REP Mike DeWine and Jon Husted	364	94.55%	269	48	47	0
DEM Nan Whaley and Cheryl L.	21	5.45%	7	7	6	1
Write-In Totals	0	0.00%	0	0	0	0
Write-In: Timothy Grady and Dayna Bickley	0	0.00%	0	0	0	0
Write-In: Craig Patton and Collin	0	0.00%	0	0	0	0
Write-In: Renea Turner and Adina Pelletier	0	0.00%	0	0	0	0
Write-In: Marshall Usher and Shannon Walker	0	0.00%	0	0	0	0
Write-In: Uncertified Write-In	0	0.00%	0	0	0	0
Not Assigned	0	0.00%	0	0	0	0
Total Votes Cast	385	100.00%	276	55	53	1
Overvotes	0		0	0	0	0
Undervotes	8		7	0	1	0
Contest Totals	393		283	55	54	1

Attorney General

Vote For 1

	TOTAL	VOTE %	Election Day	Absentee	Absentee Provisional Mail	
DEM Jeffrey A. Crossman	27	7.03%	10	7	9	1
REP Dave Yost	357	92.97%	271	45	41	0
Total Votes Cast	384	100.00%	281	52	50	1
Overvotes	0		0	0	0	0
Undervotes	9		2	3	4	0
Contest Totals	393		283	55	54	1

Auditor of State

Vote For 1

	TOTAL	VOTE %	Election Day	Absentee	Absentee Provisional Mail	
REP Keith Faber	365	94.07%	270	46	48	1
DEM Taylor Sappington	23	5.93%	10	8	5	0
Total Votes Cast	388	100.00%	280	54	53	1
Overvotes	0		0	0	0	0
Undervotes	5		3	1	1	0
Contest Totals	393		283	55	54	1



Granville East

Secretary of State

Vote For 1

	TOTAL	VOTE %	Election Day	Absentee	Absentee Mail	Provisional
DEM Chelsea Clark	25	6.49%	10	6	8	1
REP Frank LaRose	359	93.25%	270	46	43	0
Terpsehore Tore Maras	1	0.26%	0	1	0	0
Total Votes Cast	385	100.00%	280	53	51	1
Overvotes	0		0	0	0	0
Undervotes	8		3	2	3	0
Contest Totals	393		283	55	54	1

Treasurer of State

Vote For 1

	TOTAL	VOTE %	Election Day	Absentee	Absentee Mail	Provisional
DEM Scott Schertzer	31	8.20%	16	6	9	0
REP Robert Sprague	347	91.80%	263	46	38	0
Total Votes Cast	378	100.00%	279	52	47	0
Overvotes	0		0	0	0	0
Undervotes	15		4	3	7	1
Contest Totals	393		283	55	54	1

Chief Justice of the Supreme Court (FTC 1-1-2023)

Vote For 1

	TOTAL	VOTE %	Election Day	Absentee	Absentee Mail	Provisional
DEM Jennifer Brunner	34	8.85%	18	6	10	0
REP Sharon L. Kennedy	350	91.15%	261	47	41	1
Total Votes Cast	384	100.00%	279	53	51	1
Overvotes	0		0	0	0	0
Undervotes	9		4	2	3	0
Contest Totals	393		283	55	54	1

Justice of the Supreme Court (FTC 1-1-2023)

Vote For 1

	TOTAL	VOTE %	Election Day	Absentee	Absentee Mail	Provisional
REP Pat Fischer	353	92.41%	264	47	42	0
DEM Terri Jamison	29	7.59%	14	6	8	1
Total Votes Cast	382	100.00%	278	53	50	1
Overvotes	0		0	0	0	0
Undervotes	11		5	2	4	0
Contest Totals	393		283	55	54	1

Granville East

Justice of the Supreme Court (FTC 1-2-2023)

Vote For 1	TOTAL	VOTE %	Election Day	Absentee	Absentee Provisional Mail	
REP Pat DeWine	352	92.39%	265	45	42	0
DEM Marilyn Zayas	29	7.61%	13	6	9	1
Total Votes Cast	381	100.00%	278	51	51	1
Overvotes	0		0	0	0	0
Undervotes	12		5	4	3	0
Contest Totals	393		283	55	54	1

U.S. Senator

Vote For 1	TOTAL	VOTE %	Election Day	Absentee	Absentee Provisional Mail	
DEM Tim Ryan	46	12.01%	23	8	14	1
REP JD Vance	337	87.99%	254	47	36	0
Write-In Totals	0	0.00%	0	0	0	0
Write-In: John Cheng	0	0.00%	0	0	0	0
Write-In: Matthew R. Esh	0	0.00%	0	0	0	0
Write-In: Stephen Faris	0	0.00%	0	0	0	0
Write-In: Shane Hoffman	0	0.00%	0	0	0	0
Write-In: Uncertified Write-In	0	0.00%	0	0	0	0
Write-In: LaShondra Tinsley	0	0.00%	0	0	0	0
Not Assigned	0	0.00%	0	0	0	0
Total Votes Cast	383	100.00%	277	55	50	1
Overvotes	0		0	0	0	0
Undervotes	10		6	0	4	0
Contest Totals	393		283	55	54	1

Representative to Congress (5th District)

Vote For 1	TOTAL	VOTE %	Election Day	Absentee	Absentee Provisional Mail	
REP Bob Latta	347	91.08%	262	45	40	0
DEM Craig Swartz	34	8.92%	14	6	13	1
Total Votes Cast	381	100.00%	276	51	53	1
Overvotes	0		0	0	0	0
Undervotes	12		7	4	1	0
Contest Totals	393		283	55	54	1

State Representative (84th District)

Vote For 1	TOTAL	VOTE %	Election Day	Absentee	Absentee Provisional Mail	
REP Angela N. King	351	90.46%	263	46	42	0
DEM Sophia Rodriguez	37	9.54%	17	7	12	1
Total Votes Cast	388	100.00%	280	53	54	1
Overvotes	0		0	0	0	0
Undervotes	5		3	2	0	0
Contest Totals	393		283	55	54	1

Granville East

Judge of the Court of Appeals (3rd District) (FTC 2-9-2023)

Vote For 1	TOTAL	VOTE %	Election Day	Absentee	Absentee Provisional	Mail
REP William R. Zimmerman	346	100.00%	262	42	41	1
Total Votes Cast	346	100.00%	262	42	41	1
Overvotes	0		0	0	0	0
Undervotes	47		21	13	13	0
Contest Totals	393		283	55	54	1

Judge of the Court of Appeals (3rd District) (FTC 2-11-2023)

Vote For 1	TOTAL	VOTE %	Election Day	Absentee	Absentee Provisional	Mail
REP Juergen A. Waldick	337	100.00%	256	41	39	1
Total Votes Cast	337	100.00%	256	41	39	1
Overvotes	0		0	0	0	0
Undervotes	56		27	14	15	0
Contest Totals	393		283	55	54	1

County Commissioner (FTC 1-1-2023)

Vote For 1	TOTAL	VOTE %	Election Day	Absentee	Absentee Provisional	Mail
REP David Buschur	358	92.99%	268	45	44	1
DEM Don Holtvoigt	27	7.01%	10	8	9	0
Total Votes Cast	385	100.00%	278	53	53	1
Overvotes	0		0	0	0	0
Undervotes	8		5	2	1	0
Contest Totals	393		283	55	54	1

County Auditor

Vote For 1	TOTAL	VOTE %	Election Day	Absentee	Absentee Provisional	Mail
REP Randall E. Grapner	359	100.00%	266	44	48	1
Total Votes Cast	359	100.00%	266	44	48	1
Overvotes	0		0	0	0	0
Undervotes	34		17	11	6	0
Contest Totals	393		283	55	54	1

Judge of the Court of Common Pleas (General Division) (FTC 1-1-2023)

Vote For 1	TOTAL	VOTE %	Election Day	Absentee	Absentee Provisional	Mail
Matthew K. Fox	317	100.00%	232	41	43	1
Total Votes Cast	317	100.00%	232	41	43	1
Overvotes	0		0	0	0	0
Undervotes	76		51	14	11	0
Contest Totals	393		283	55	54	1

Granville East

Issue 1 Proposed Constitutional Amendment Bail Reform

Vote For 1

	TOTAL	VOTE %	Election Day	Absentee	Absentee Provisional	Mail
YES	315	85.14%	228	44	43	0
NO	55	14.86%	40	5	10	0
Total Votes Cast	370	100.00%	268	49	53	0
Overvotes	0		0	0	0	0
Undervotes	23		15	6	1	1
Contest Totals	393		283	55	54	1

Issue 2 Proposed Consitutional Amendment Non Citizens

Vote For 1

	TOTAL	VOTE %	Election Day	Absentee	Absentee Provisional	Mail
YES	336	89.36%	243	45	48	0
NO	40	10.64%	29	5	6	0
Total Votes Cast	376	100.00%	272	50	54	0
Overvotes	0		0	0	0	0
Undervotes	17		11	5	0	1
Contest Totals	393		283	55	54	1

Marion Local School District, (Renewal) Marion Local School District

Vote For 1

	TOTAL	VOTE %	Election Day	Absentee	Absentee Provisional	Mail
FOR THE TAX LEVY	0		0	0	0	0
AGAINST THE TAX LEVY	0		0	0	0	0
Total Votes Cast	0		0	0	0	0
Overvotes	0		0	0	0	0
Undervotes	0		0	0	0	0
Contest Totals	0		0	0	0	0

Proposed Tax Levy (Additional) Current Expenses 0.55 mills Mercer County Health District

Vote For 1

	TOTAL	VOTE %	Election Day	Absentee	Absentee Provisional	Mail
FOR THE TAX LEVY	184	50.00%	132	26	26	0
AGAINST THE TAX LEVY	184	50.00%	135	24	25	0
Total Votes Cast	368	100.00%	267	50	51	0
Overvotes	0		0	0	0	0
Undervotes	25		16	5	3	1
Contest Totals	393		283	55	54	1

Granville East

---

Proposed Tax Levy (Renewal) Mercer County Board of Developmental Disabilities

Vote For 1

	TOTAL	VOTE %	Election Day	Absentee	Absentee Mail	Provisional
FOR THE TAX LEVY	281	75.54%	200	44	37	0
AGAINST THE TAX LEVY	91	24.46%	68	7	16	0
Total Votes Cast	372	100.00%	268	51	53	0
Overvotes	0		0	0	0	0
Undervotes	21		15	4	1	1
Contest Totals	393		283	55	54	1

Proposed Sales and Use Tax 0.5% Mercer County Detention Facility

Vote For 1

	TOTAL	VOTE %	Election Day	Absentee	Absentee Mail	Provisional
YES	198	53.66%	145	26	27	0
NO	171	46.34%	121	24	26	0
Total Votes Cast	369	100.00%	266	50	53	0
Overvotes	0		0	0	0	0
Undervotes	24		17	5	1	1
Contest Totals	393		283	55	54	1

Precinct Summary Results Report  
 2022 November 8 General  
 November 8, 2022

OFFICIAL RESULTS PRECINCT SUMMARY

Mercer County

Granville West

Statistics	TOTAL	Election Day	Absentee	Absentee Provisional Mail	
Registered Voters - Total	584				
Ballots Cast - Total	415	302	55	57	1
Ballots Cast - Blank	0	0	0	0	0
Voter Turnout - Total	71.06%				

Governor and Lieutenant Governor

Vote For 1

	TOTAL	VOTE %	Election Day	Absentee	Absentee Provisional Mail	
REP Mike DeWine and Jon Husted	393	96.80%	289	54	49	1
DEM Nan Whaley and Cheryl L.	13	3.20%	4	1	8	0
Write-In Totals	0	0.00%	0	0	0	0
Write-In: Timothy Grady and Dayna Bickley	0	0.00%	0	0	0	0
Write-In: Craig Patton and Collin	0	0.00%	0	0	0	0
Write-In: Renea Turner and Adina Pelletier	0	0.00%	0	0	0	0
Write-In: Marshall Usher and Shannon Walker	0	0.00%	0	0	0	0
Write-In: Uncertified Write-In	0	0.00%	0	0	0	0
Not Assigned	0	0.00%	0	0	0	0
Total Votes Cast	406	100.00%	293	55	57	1
Overvotes	0		0	0	0	0
Undervotes	9		9	0	0	0
Contest Totals	415		302	55	57	1

Attorney General

Vote For 1

	TOTAL	VOTE %	Election Day	Absentee	Absentee Provisional Mail	
DEM Jeffrey A. Crossman	9	2.20%	2	2	5	0
REP Dave Yost	400	97.80%	294	53	52	1
Total Votes Cast	409	100.00%	296	55	57	1
Overvotes	0		0	0	0	0
Undervotes	6		6	0	0	0
Contest Totals	415		302	55	57	1

Auditor of State

Vote For 1

	TOTAL	VOTE %	Election Day	Absentee	Absentee Provisional Mail	
REP Keith Faber	396	96.35%	292	53	50	1
DEM Taylor Sappington	15	3.65%	7	2	6	0
Total Votes Cast	411	100.00%	299	55	56	1
Overvotes	0		0	0	0	0
Undervotes	4		3	0	1	0
Contest Totals	415		302	55	57	1

Granville West

Secretary of State

Vote For 1

	TOTAL	VOTE %	Election Day	Absentee	Absentee Provisional Mail	
DEM Chelsea Clark	12	2.94%	3	2	7	0
REP Frank LaRose	395	96.81%	292	53	49	1
Terpsehore Tore Maras	1	0.25%	1	0	0	0
Total Votes Cast	408	100.00%	296	55	56	1
Overvotes	0		0	0	0	0
Undervotes	7		6	0	1	0
Contest Totals	415		302	55	57	1

Treasurer of State

Vote For 1

	TOTAL	VOTE %	Election Day	Absentee	Absentee Provisional Mail	
DEM Scott Schertzer	17	4.17%	6	2	9	0
REP Robert Sprague	391	95.83%	290	53	47	1
Total Votes Cast	408	100.00%	296	55	56	1
Overvotes	0		0	0	0	0
Undervotes	7		6	0	1	0
Contest Totals	415		302	55	57	1

Chief Justice of the Supreme Court (FTC 1-1-2023)

Vote For 1

	TOTAL	VOTE %	Election Day	Absentee	Absentee Provisional Mail	
DEM Jennifer Brunner	17	4.15%	7	3	7	0
REP Sharon L. Kennedy	393	95.85%	291	52	49	1
Total Votes Cast	410	100.00%	298	55	56	1
Overvotes	0		0	0	0	0
Undervotes	5		4	0	1	0
Contest Totals	415		302	55	57	1

Justice of the Supreme Court (FTC 1-1-2023)

Vote For 1

	TOTAL	VOTE %	Election Day	Absentee	Absentee Provisional Mail	
REP Pat Fischer	392	95.84%	289	54	48	1
DEM Terri Jamison	17	4.16%	8	1	8	0
Total Votes Cast	409	100.00%	297	55	56	1
Overvotes	0		0	0	0	0
Undervotes	6		5	0	1	0
Contest Totals	415		302	55	57	1

Precinct Summary Results Report  
 2022 November 8 General  
 November 8, 2022

OFFICIAL RESULTS PRECINCT SUMMARY

Mercer County

Granville West

Justice of the Supreme Court (FTC 1-2-2023)

Vote For 1	TOTAL	VOTE %	Election Day	Absentee	Absentee Provisional Mail	
REP Pat DeWine	389	95.81%	286	53	49	1
DEM Marilyn Zayas	17	4.19%	9	2	6	0
Total Votes Cast	406	100.00%	295	55	55	1
Overvotes	0		0	0	0	0
Undervotes	9		7	0	2	0
Contest Totals	415		302	55	57	1

U.S. Senator

Vote For 1	TOTAL	VOTE %	Election Day	Absentee	Absentee Provisional Mail	
DEM Tim Ryan	20	4.85%	10	1	9	0
REP JD Vance	392	95.15%	289	54	48	1
Write-In Totals	0	0.00%	0	0	0	0
Write-In: John Cheng	0	0.00%	0	0	0	0
Write-In: Matthew R. Esh	0	0.00%	0	0	0	0
Write-In: Stephen Faris	0	0.00%	0	0	0	0
Write-In: Shane Hoffman	0	0.00%	0	0	0	0
Write-In: Uncertified Write-In	0	0.00%	0	0	0	0
Write-In: LaShondra Tinsley	0	0.00%	0	0	0	0
Not Assigned	0	0.00%	0	0	0	0
Total Votes Cast	412	100.00%	299	55	57	1
Overvotes	0		0	0	0	0
Undervotes	3		3	0	0	0
Contest Totals	415		302	55	57	1

Representative to Congress (5th District)

Vote For 1	TOTAL	VOTE %	Election Day	Absentee	Absentee Provisional Mail	
REP Bob Latta	391	96.31%	290	53	47	1
DEM Craig Swartz	15	3.69%	5	1	9	0
Total Votes Cast	406	100.00%	295	54	56	1
Overvotes	0		0	0	0	0
Undervotes	9		7	1	1	0
Contest Totals	415		302	55	57	1

State Representative (84th District)

Vote For 1	TOTAL	VOTE %	Election Day	Absentee	Absentee Provisional Mail	
REP Angela N. King	394	95.86%	291	54	48	1
DEM Sophia Rodriguez	17	4.14%	8	1	8	0
Total Votes Cast	411	100.00%	299	55	56	1
Overvotes	0		0	0	0	0
Undervotes	4		3	0	1	0
Contest Totals	415		302	55	57	1



Granville West

Judge of the Court of Appeals (3rd District) (FTC 2-9-2023)

Vote For 1

	TOTAL	VOTE %	Election Day	Absentee	Absentee Provisional	
			Day		Mail	
REP William R. Zimmerman	383	100.00%	280	53	49	1
Total Votes Cast	383	100.00%	280	53	49	1
Overvotes	0		0	0	0	0
Undervotes	32		22	2	8	0
Contest Totals	415		302	55	57	1

Judge of the Court of Appeals (3rd District) (FTC 2-11-2023)

Vote For 1

	TOTAL	VOTE %	Election Day	Absentee	Absentee Provisional	
			Day		Mail	
REP Juergen A. Waldick	365	100.00%	264	53	47	1
Total Votes Cast	365	100.00%	264	53	47	1
Overvotes	0		0	0	0	0
Undervotes	50		38	2	10	0
Contest Totals	415		302	55	57	1

County Commissioner (FTC 1-1-2023)

Vote For 1

	TOTAL	VOTE %	Election Day	Absentee	Absentee Provisional	
			Day		Mail	
REP David Buschur	382	94.79%	277	54	50	1
DEM Don Holtvoigt	21	5.21%	15	1	5	0
Total Votes Cast	403	100.00%	292	55	55	1
Overvotes	0		0	0	0	0
Undervotes	12		10	0	2	0
Contest Totals	415		302	55	57	1

County Auditor

Vote For 1

	TOTAL	VOTE %	Election Day	Absentee	Absentee Provisional	
			Day		Mail	
REP Randall E. Grapner	382	100.00%	278	54	49	1
Total Votes Cast	382	100.00%	278	54	49	1
Overvotes	0		0	0	0	0
Undervotes	33		24	1	8	0
Contest Totals	415		302	55	57	1

Judge of the Court of Common Pleas (General Division) (FTC 1-1-2023)

Vote For 1

	TOTAL	VOTE %	Election Day	Absentee	Absentee Provisional	
			Day		Mail	
Matthew K. Fox	330	100.00%	236	48	45	1
Total Votes Cast	330	100.00%	236	48	45	1
Overvotes	0		0	0	0	0
Undervotes	85		66	7	12	0
Contest Totals	415		302	55	57	1

Granville West

Issue 1 Proposed Constitutional Amendment Bail Reform

Vote For 1

	TOTAL	VOTE %	Election Day	Absentee	Absentee Provisional	
			Day		Mail	
YES	329	83.50%	240	48	40	1
NO	65	16.50%	44	5	16	0
Total Votes Cast	394	100.00%	284	53	56	1
Overvotes	0		0	0	0	0
Undervotes	21		18	2	1	0
Contest Totals	415		302	55	57	1

Issue 2 Proposed Constitutional Amendment Non Citizens

Vote For 1

	TOTAL	VOTE %	Election Day	Absentee	Absentee Provisional	
			Day		Mail	
YES	368	91.77%	268	52	47	1
NO	33	8.23%	22	1	10	0
Total Votes Cast	401	100.00%	290	53	57	1
Overvotes	0		0	0	0	0
Undervotes	14		12	2	0	0
Contest Totals	415		302	55	57	1

Proposed Tax Levy (Additional) Current Expenses 0.55 mills Mercer County Health District

Vote For 1

	TOTAL	VOTE %	Election Day	Absentee	Absentee Provisional	
			Day		Mail	
FOR THE TAX LEVY	192	48.00%	134	34	23	1
AGAINST THE TAX LEVY	208	52.00%	156	20	32	0
Total Votes Cast	400	100.00%	290	54	55	1
Overvotes	0		0	0	0	0
Undervotes	15		12	1	2	0
Contest Totals	415		302	55	57	1

Proposed Tax Levy (Renewal) Mercer County Board of Developmental Disabilities

Vote For 1

	TOTAL	VOTE %	Election Day	Absentee	Absentee Provisional	
			Day		Mail	
FOR THE TAX LEVY	315	77.97%	232	40	42	1
AGAINST THE TAX LEVY	89	22.03%	63	14	12	0
Total Votes Cast	404	100.00%	295	54	54	1
Overvotes	0		0	0	0	0
Undervotes	11		7	1	3	0
Contest Totals	415		302	55	57	1

## Granville West

---

Proposed Sales and Use Tax 0.5% Mercer County Detention Facility

Vote For 1

	TOTAL	VOTE %	Election Day	Absentee	Absentee Provisional Mail	
YES	234	58.50%	169	30	34	1
NO	166	41.50%	121	23	22	0
Total Votes Cast	400	100.00%	290	53	56	1
Overvotes	0		0	0	0	0
Undervotes	15		12	2	1	0
Contest Totals	415		302	55	57	1

**Ft. Recovery Village**

Statistics	TOTAL	Election Day	Absentee	Absentee Provisional Mail	
Registered Voters - Total	1,015				
Ballots Cast - Total	610	464	57	84	5
Ballots Cast - Blank	0	0	0	0	0
Voter Turnout - Total	60.10%				

**Governor and Lieutenant Governor**

Vote For 1

	TOTAL	VOTE %	Election Day	Absentee	Absentee Provisional Mail	
REP Mike DeWine and Jon Husted	527	88.57%	416	47	60	4
DEM Nan Whaley and Cheryl L.	63	10.59%	32	9	21	1
Write-In Totals	5	0.84%	5	0	0	0
Write-In: Marshall Usher and Shannon Walker	3	0.50%	3	0	0	0
Write-In: Timothy Grady and Dayna Bickley	0	0.00%	0	0	0	0
Write-In: Craig Patton and Collin	0	0.00%	0	0	0	0
Write-In: Renea Turner and Adina Pelletier	0	0.00%	0	0	0	0
Write-In: Uncertified Write-In	0	0.00%	0	0	0	0
Not Assigned	2	0.34%	2	0	0	0
Total Votes Cast	595	100.00%	453	56	81	5
Overvotes	0		0	0	0	0
Undervotes	15		11	1	3	0
Contest Totals	610		464	57	84	5

**Attorney General**

Vote For 1

	TOTAL	VOTE %	Election Day	Absentee	Absentee Provisional Mail	
DEM Jeffrey A. Crossman	66	10.93%	33	10	23	0
REP Dave Yost	538	89.07%	425	47	61	5
Total Votes Cast	604	100.00%	458	57	84	5
Overvotes	0		0	0	0	0
Undervotes	6		6	0	0	0
Contest Totals	610		464	57	84	5

**Auditor of State**

Vote For 1

	TOTAL	VOTE %	Election Day	Absentee	Absentee Provisional Mail	
REP Keith Faber	547	90.56%	436	45	61	5
DEM Taylor Sappington	57	9.44%	24	10	23	0
Total Votes Cast	604	100.00%	460	55	84	5
Overvotes	0		0	0	0	0
Undervotes	6		4	2	0	0
Contest Totals	610		464	57	84	5

**Ft. Recovery Village**

Secretary of State

Vote For 1

	TOTAL	VOTE %	Election Day	Absentee	Absentee Provisional Mail	
DEM Chelsea Clark	59	9.75%	28	8	23	0
REP Frank LaRose	539	89.09%	426	48	60	5
Terpsehore Tore Maras	7	1.16%	5	1	1	0
Total Votes Cast	605	100.00%	459	57	84	5
Overvotes	0		0	0	0	0
Undervotes	5		5	0	0	0
Contest Totals	610		464	57	84	5

Treasurer of State

Vote For 1

	TOTAL	VOTE %	Election Day	Absentee	Absentee Provisional Mail	
DEM Scott Schertzer	69	11.54%	35	11	23	0
REP Robert Sprague	529	88.46%	418	46	60	5
Total Votes Cast	598	100.00%	453	57	83	5
Overvotes	0		0	0	0	0
Undervotes	12		11	0	1	0
Contest Totals	610		464	57	84	5

Chief Justice of the Supreme Court (FTC 1-1-2023)

Vote For 1

	TOTAL	VOTE %	Election Day	Absentee	Absentee Provisional Mail	
DEM Jennifer Brunner	80	13.27%	43	11	26	0
REP Sharon L. Kennedy	523	86.73%	414	46	58	5
Total Votes Cast	603	100.00%	457	57	84	5
Overvotes	0		0	0	0	0
Undervotes	7		7	0	0	0
Contest Totals	610		464	57	84	5

Justice of the Supreme Court (FTC 1-1-2023)

Vote For 1

	TOTAL	VOTE %	Election Day	Absentee	Absentee Provisional Mail	
REP Pat Fischer	537	89.20%	426	46	60	5
DEM Terri Jamison	65	10.80%	32	11	22	0
Total Votes Cast	602	100.00%	458	57	82	5
Overvotes	0		0	0	0	0
Undervotes	8		6	0	2	0
Contest Totals	610		464	57	84	5

Precinct Summary Results Report  
 2022 November 8 General  
 November 8, 2022

OFFICIAL RESULTS PRECINCT SUMMARY

Mercer County

**Ft. Recovery Village**

Justice of the Supreme Court (FTC 1-2-2023)

Vote For 1

	TOTAL	VOTE %	Election Day	Absentee	Absentee Provisional	
			Day		Mail	
REP Pat DeWine	528	88.00%	419	47	57	5
DEM Marilyn Zayas	72	12.00%	36	10	26	0
Total Votes Cast	600	100.00%	455	57	83	5
Overvotes	0		0	0	0	0
Undervotes	10		9	0	1	0
Contest Totals	610		464	57	84	5

U.S. Senator

Vote For 1

	TOTAL	VOTE %	Election Day	Absentee	Absentee Provisional	
			Day		Mail	
DEM Tim Ryan	96	15.87%	53	13	30	0
REP JD Vance	508	83.97%	409	43	51	5
Write-In Totals	1	0.17%	0	0	1	0
Write-In: John Cheng	0	0.00%	0	0	0	0
Write-In: Matthew R. Esh	0	0.00%	0	0	0	0
Write-In: Stephen Faris	0	0.00%	0	0	0	0
Write-In: Shane Hoffman	0	0.00%	0	0	0	0
Write-In: Uncertified Write-In	0	0.00%	0	0	0	0
Write-In: LaShondra Tinsley	0	0.00%	0	0	0	0
Not Assigned	1	0.17%	0	0	1	0
Total Votes Cast	605	100.00%	462	56	82	5
Overvotes	0		0	0	0	0
Undervotes	5		2	1	2	0
Contest Totals	610		464	57	84	5

Representative to Congress (5th District)

Vote For 1

	TOTAL	VOTE %	Election Day	Absentee	Absentee Provisional	
			Day		Mail	
REP Bob Latta	528	88.59%	422	46	55	5
DEM Craig Swartz	68	11.41%	31	11	26	0
Total Votes Cast	596	100.00%	453	57	81	5
Overvotes	0		0	0	0	0
Undervotes	14		11	0	3	0
Contest Totals	610		464	57	84	5

State Representative (84th District)

Vote For 1

	TOTAL	VOTE %	Election Day	Absentee	Absentee Provisional	
			Day		Mail	
REP Angela N. King	535	88.72%	425	47	58	5
DEM Sophia Rodriguez	68	11.28%	35	9	24	0
Total Votes Cast	603	100.00%	460	56	82	5
Overvotes	0		0	0	0	0
Undervotes	7		4	1	2	0
Contest Totals	610		464	57	84	5

**Ft. Recovery Village**

Judge of the Court of Appeals (3rd District) (FTC 2-9-2023)

Vote For 1

	TOTAL	VOTE %	Election Day	Absentee	Absentee Mail	Provisional
REP William R. Zimmerman	547	100.00%	431	48	63	5
Total Votes Cast	547	100.00%	431	48	63	5
Overvotes	0		0	0	0	0
Undervotes	63		33	9	21	0
Contest Totals	610		464	57	84	5

Judge of the Court of Appeals (3rd District) (FTC 2-11-2023)

Vote For 1

	TOTAL	VOTE %	Election Day	Absentee	Absentee Mail	Provisional
REP Juergen A. Waldick	534	100.00%	417	47	65	5
Total Votes Cast	534	100.00%	417	47	65	5
Overvotes	0		0	0	0	0
Undervotes	76		47	10	19	0
Contest Totals	610		464	57	84	5

County Commissioner (FTC 1-1-2023)

Vote For 1

	TOTAL	VOTE %	Election Day	Absentee	Absentee Mail	Provisional
REP David Buschur	548	90.73%	435	48	60	5
DEM Don Holtvoigt	56	9.27%	23	9	24	0
Total Votes Cast	604	100.00%	458	57	84	5
Overvotes	0		0	0	0	0
Undervotes	6		6	0	0	0
Contest Totals	610		464	57	84	5

County Auditor

Vote For 1

	TOTAL	VOTE %	Election Day	Absentee	Absentee Mail	Provisional
REP Randall E. Grapner	559	100.00%	439	48	67	5
Total Votes Cast	559	100.00%	439	48	67	5
Overvotes	0		0	0	0	0
Undervotes	51		25	9	17	0
Contest Totals	610		464	57	84	5

Judge of the Court of Common Pleas (General Division) (FTC 1-1-2023)

Vote For 1

	TOTAL	VOTE %	Election Day	Absentee	Absentee Mail	Provisional
Matthew K. Fox	496	100.00%	383	43	65	5
Total Votes Cast	496	100.00%	383	43	65	5
Overvotes	0		0	0	0	0
Undervotes	114		81	14	19	0
Contest Totals	610		464	57	84	5

**Ft. Recovery Village**

Issue 1 Proposed Constitutional Amendment Bail Reform

Vote For 1

	TOTAL	VOTE %	Election Day	Absentee	Absentee	Provisional
			Day		Mail	
YES	504	85.86%	376	51	72	5
NO	83	14.14%	65	6	12	0
Total Votes Cast	587	100.00%	441	57	84	5
Overvotes	0		0	0	0	0
Undervotes	23		23	0	0	0
Contest Totals	610		464	57	84	5

Issue 2 Proposed Constitutional Amendment Non Citizens

Vote For 1

	TOTAL	VOTE %	Election Day	Absentee	Absentee	Provisional
			Day		Mail	
YES	523	87.75%	400	52	67	4
NO	73	12.25%	50	5	17	1
Total Votes Cast	596	100.00%	450	57	84	5
Overvotes	0		0	0	0	0
Undervotes	14		14	0	0	0
Contest Totals	610		464	57	84	5

Proposed Tax Levy (Additional) Current Expenses 0.55 mills Mercer County Health District

Vote For 1

	TOTAL	VOTE %	Election Day	Absentee	Absentee	Provisional
			Day		Mail	
FOR THE TAX LEVY	323	55.69%	250	29	43	1
AGAINST THE TAX LEVY	257	44.31%	191	28	35	3
Total Votes Cast	580	100.00%	441	57	78	4
Overvotes	0		0	0	0	0
Undervotes	30		23	0	6	1
Contest Totals	610		464	57	84	5

Proposed Tax Levy (Renewal) Mercer County Board of Developmental Disabilities

Vote For 1

	TOTAL	VOTE %	Election Day	Absentee	Absentee	Provisional
			Day		Mail	
FOR THE TAX LEVY	458	78.02%	346	42	65	5
AGAINST THE TAX LEVY	129	21.98%	102	14	13	0
Total Votes Cast	587	100.00%	448	56	78	5
Overvotes	0		0	0	0	0
Undervotes	23		16	1	6	0
Contest Totals	610		464	57	84	5



**Ft. Recovery Village**

---

Proposed Sales and Use Tax 0.5% Mercer County Detention Facility

Vote For 1

	TOTAL VOTE %		Election Day	Absentee	Absentee Provisional	
			Day		Mail	
YES	368	62.16%	276	33	55	4
NO	224	37.84%	170	24	29	1
Total Votes Cast	592	100.00%	446	57	84	5
Overvotes	0		0	0	0	0
Undervotes	18		18	0	0	0
Contest Totals	610		464	57	84	5

Gibson Township

Statistics	TOTAL	Election Day	Absentee	Absentee Provisional Mail	
Registered Voters - Total	699				
Ballots Cast - Total	505	404	43	54	4
Ballots Cast - Blank	0	0	0	0	0
Voter Turnout - Total	72.25%				

Governor and Lieutenant Governor

Vote For 1

	TOTAL	VOTE %	Election Day	Absentee	Absentee Provisional Mail	
REP Mike DeWine and Jon Husted	486	97.39%	391	41	50	4
DEM Nan Whaley and Cheryl L.	12	2.40%	6	2	4	0
Write-In Totals	1	0.20%	1	0	0	0
Write-In: Timothy Grady and Dayna Bickley	0	0.00%	0	0	0	0
Write-In: Craig Patton and Collin	0	0.00%	0	0	0	0
Write-In: Renea Turner and Adina Pelletier	0	0.00%	0	0	0	0
Write-In: Marshall Usher and Shannon Walker	0	0.00%	0	0	0	0
Write-In: Uncertified Write-In	0	0.00%	0	0	0	0
Not Assigned	1	0.20%	1	0	0	0
Total Votes Cast	499	100.00%	398	43	54	4
Overvotes	0		0	0	0	0
Undervotes	6		6	0	0	0
Contest Totals	505		404	43	54	4

Attorney General

Vote For 1

	TOTAL	VOTE %	Election Day	Absentee	Absentee Provisional Mail	
DEM Jeffrey A. Crossman	14	2.79%	9	2	3	0
REP Dave Yost	488	97.21%	393	40	51	4
Total Votes Cast	502	100.00%	402	42	54	4
Overvotes	0		0	0	0	0
Undervotes	3		2	1	0	0
Contest Totals	505		404	43	54	4

Auditor of State

Vote For 1

	TOTAL	VOTE %	Election Day	Absentee	Absentee Provisional Mail	
REP Keith Faber	488	96.83%	393	41	50	4
DEM Taylor Sappington	16	3.17%	11	1	4	0
Total Votes Cast	504	100.00%	404	42	54	4
Overvotes	0		0	0	0	0
Undervotes	1		0	1	0	0
Contest Totals	505		404	43	54	4

Precinct Summary Results Report  
 2022 November 8 General  
 November 8, 2022

OFFICIAL RESULTS PRECINCT SUMMARY

Mercer County

Gibson Township

---

Secretary of State

Vote For 1

	TOTAL	VOTE %	Election Day	Absentee	Absentee Provisional	
					Mail	
DEM Chelsea Clark	16	3.18%	11	2	3	0
REP Frank LaRose	486	96.62%	390	41	51	4
Terpsehore Tore Maras	1	0.20%	1	0	0	0
Total Votes Cast	503	100.00%	402	43	54	4
Overvotes	0		0	0	0	0
Undervotes	2		2	0	0	0
Contest Totals	505		404	43	54	4

Treasurer of State

Vote For 1

	TOTAL	VOTE %	Election Day	Absentee	Absentee Provisional	
					Mail	
DEM Scott Schertzer	17	3.42%	10	3	4	0
REP Robert Sprague	480	96.58%	390	37	50	3
Total Votes Cast	497	100.00%	400	40	54	3
Overvotes	0		0	0	0	0
Undervotes	8		4	3	0	1
Contest Totals	505		404	43	54	4

Chief Justice of the Supreme Court (FTC 1-1-2023)

Vote For 1

	TOTAL	VOTE %	Election Day	Absentee	Absentee Provisional	
					Mail	
DEM Jennifer Brunner	17	3.39%	11	2	4	0
REP Sharon L. Kennedy	485	96.61%	391	40	50	4
Total Votes Cast	502	100.00%	402	42	54	4
Overvotes	0		0	0	0	0
Undervotes	3		2	1	0	0
Contest Totals	505		404	43	54	4

Justice of the Supreme Court (FTC 1-1-2023)

Vote For 1

	TOTAL	VOTE %	Election Day	Absentee	Absentee Provisional	
					Mail	
REP Pat Fischer	478	95.22%	384	40	50	4
DEM Terri Jamison	24	4.78%	18	2	4	0
Total Votes Cast	502	100.00%	402	42	54	4
Overvotes	0		0	0	0	0
Undervotes	3		2	1	0	0
Contest Totals	505		404	43	54	4

Gibson Township

Justice of the Supreme Court (FTC 1-2-2023)

Vote For 1

	TOTAL	VOTE %	Election Day	Absentee	Absentee Mail	Provisional
REP Pat DeWine	485	96.61%	390	41	50	4
DEM Marilyn Zayas	17	3.39%	11	2	4	0
Total Votes Cast	502	100.00%	401	43	54	4
Overvotes	0		0	0	0	0
Undervotes	3		3	0	0	0
Contest Totals	505		404	43	54	4

U.S. Senator

Vote For 1

	TOTAL	VOTE %	Election Day	Absentee	Absentee Mail	Provisional
DEM Tim Ryan	27	5.37%	16	5	6	0
REP JD Vance	476	94.63%	386	38	48	4
Write-In Totals	0	0.00%	0	0	0	0
Write-In: John Cheng	0	0.00%	0	0	0	0
Write-In: Matthew R. Esh	0	0.00%	0	0	0	0
Write-In: Stephen Faris	0	0.00%	0	0	0	0
Write-In: Shane Hoffman	0	0.00%	0	0	0	0
Write-In: Uncertified Write-In	0	0.00%	0	0	0	0
Write-In: LaShondra Tinsley	0	0.00%	0	0	0	0
Not Assigned	0	0.00%	0	0	0	0
Total Votes Cast	503	100.00%	402	43	54	4
Overvotes	0		0	0	0	0
Undervotes	2		2	0	0	0
Contest Totals	505		404	43	54	4

Representative to Congress (5th District)

Vote For 1

	TOTAL	VOTE %	Election Day	Absentee	Absentee Mail	Provisional
REP Bob Latta	480	96.19%	388	39	49	4
DEM Craig Swartz	19	3.81%	11	3	5	0
Total Votes Cast	499	100.00%	399	42	54	4
Overvotes	0		0	0	0	0
Undervotes	6		5	1	0	0
Contest Totals	505		404	43	54	4

State Representative (84th District)

Vote For 1

	TOTAL	VOTE %	Election Day	Absentee	Absentee Mail	Provisional
REP Angela N. King	491	97.42%	395	41	51	4
DEM Sophia Rodriguez	13	2.58%	8	2	3	0
Total Votes Cast	504	100.00%	403	43	54	4
Overvotes	0		0	0	0	0
Undervotes	1		1	0	0	0
Contest Totals	505		404	43	54	4

Gibson Township

Judge of the Court of Appeals (3rd District) (FTC 2-9-2023)

Vote For 1

	TOTAL	VOTE %	Election Day	Absentee	Absentee Provisional	
					Mail	
REP William R. Zimmerman	480	100.00%	386	40	50	4
Total Votes Cast	480	100.00%	386	40	50	4
Overvotes	0		0	0	0	0
Undervotes	25		18	3	4	0
Contest Totals	505		404	43	54	4

Judge of the Court of Appeals (3rd District) (FTC 2-11-2023)

Vote For 1

	TOTAL	VOTE %	Election Day	Absentee	Absentee Provisional	
					Mail	
REP Juergen A. Waldick	463	100.00%	371	40	49	3
Total Votes Cast	463	100.00%	371	40	49	3
Overvotes	0		0	0	0	0
Undervotes	42		33	3	5	1
Contest Totals	505		404	43	54	4

County Commissioner (FTC 1-1-2023)

Vote For 1

	TOTAL	VOTE %	Election Day	Absentee	Absentee Provisional	
					Mail	
REP David Buschur	478	95.41%	383	41	50	4
DEM Don Holtvoigt	23	4.59%	17	2	4	0
Total Votes Cast	501	100.00%	400	43	54	4
Overvotes	0		0	0	0	0
Undervotes	4		4	0	0	0
Contest Totals	505		404	43	54	4

County Auditor

Vote For 1

	TOTAL	VOTE %	Election Day	Absentee	Absentee Provisional	
					Mail	
REP Randall E. Grapner	479	100.00%	384	40	51	4
Total Votes Cast	479	100.00%	384	40	51	4
Overvotes	0		0	0	0	0
Undervotes	26		20	3	3	0
Contest Totals	505		404	43	54	4

Judge of the Court of Common Pleas (General Division) (FTC 1-1-2023)

Vote For 1

	TOTAL	VOTE %	Election Day	Absentee	Absentee Provisional	
					Mail	
Matthew K. Fox	398	100.00%	309	36	49	4
Total Votes Cast	398	100.00%	309	36	49	4
Overvotes	0		0	0	0	0
Undervotes	107		95	7	5	0
Contest Totals	505		404	43	54	4

Gibson Township

Issue 1 Proposed Constitutional Amendment Bail Reform

Vote For 1

	TOTAL	VOTE %	Election Day	Absentee	Absentee Mail	Provisional
YES	404	84.87%	322	36	43	3
NO	72	15.13%	56	6	10	0
Total Votes Cast	476	100.00%	378	42	53	3
Overvotes	0		0	0	0	0
Undervotes	29		26	1	1	1
Contest Totals	505		404	43	54	4

Issue 2 Proposed Constitutional Amendment Non Citizens

Vote For 1

	TOTAL	VOTE %	Election Day	Absentee	Absentee Mail	Provisional
YES	438	90.12%	345	41	49	3
NO	48	9.88%	43	2	3	0
Total Votes Cast	486	100.00%	388	43	52	3
Overvotes	0		0	0	0	0
Undervotes	19		16	0	2	1
Contest Totals	505		404	43	54	4

Proposed Tax Levy (Additional) Current Expenses 0.55 mills Mercer County Health District

Vote For 1

	TOTAL	VOTE %	Election Day	Absentee	Absentee Mail	Provisional
FOR THE TAX LEVY	219	46.11%	181	20	14	4
AGAINST THE TAX LEVY	256	53.89%	200	22	34	0
Total Votes Cast	475	100.00%	381	42	48	4
Overvotes	0		0	0	0	0
Undervotes	30		23	1	6	0
Contest Totals	505		404	43	54	4

Proposed Tax Levy (Renewal) Mercer County Board of Developmental Disabilities

Vote For 1

	TOTAL	VOTE %	Election Day	Absentee	Absentee Mail	Provisional
FOR THE TAX LEVY	349	71.81%	286	29	30	4
AGAINST THE TAX LEVY	137	28.19%	104	12	21	0
Total Votes Cast	486	100.00%	390	41	51	4
Overvotes	0		0	0	0	0
Undervotes	19		14	2	3	0
Contest Totals	505		404	43	54	4

Gibson Township

---

Proposed Sales and Use Tax 0.5% Mercer County Detention Facility  
Vote For 1

	TOTAL	VOTE %	Election Day	Absentee	Absentee Mail	Provisional
YES	254	53.25%	202	23	26	3
NO	223	46.75%	177	19	26	1
Total Votes Cast	477	100.00%	379	42	52	4
Overvotes	0		0	0	0	0
Undervotes	28		25	1	2	0
Contest Totals	505		404	43	54	4

Recovery Township

Statistics	TOTAL	Election Day	Absentee	Absentee Provisional Mail	
Registered Voters - Total	863				
Ballots Cast - Total	596	450	75	65	6
Ballots Cast - Blank	0	0	0	0	0
Voter Turnout - Total	69.06%				

Governor and Lieutenant Governor

Vote For 1

	TOTAL	VOTE %	Election Day	Absentee	Absentee Provisional Mail	
REP Mike DeWine and Jon Husted	567	96.92%	429	75	57	6
DEM Nan Whaley and Cheryl L.	17	2.91%	11	0	6	0
Write-In Totals	1	0.17%	1	0	0	0
Write-In: Marshall Usher and Shannon Walker	1	0.17%	1	0	0	0
Write-In: Timothy Grady and Dayna Bickley	0	0.00%	0	0	0	0
Write-In: Craig Patton and Collin	0	0.00%	0	0	0	0
Write-In: Renea Turner and Adina Pelletier	0	0.00%	0	0	0	0
Write-In: Uncertified Write-In	0	0.00%	0	0	0	0
Not Assigned	0	0.00%	0	0	0	0
Total Votes Cast	585	100.00%	441	75	63	6
Overvotes	0		0	0	0	0
Undervotes	11		9	0	2	0
Contest Totals	596		450	75	65	6

Attorney General

Vote For 1

	TOTAL	VOTE %	Election Day	Absentee	Absentee Provisional Mail	
DEM Jeffrey A. Crossman	22	3.74%	16	0	6	0
REP Dave Yost	566	96.26%	428	74	58	6
Total Votes Cast	588	100.00%	444	74	64	6
Overvotes	0		0	0	0	0
Undervotes	8		6	1	1	0
Contest Totals	596		450	75	65	6

Auditor of State

Vote For 1

	TOTAL	VOTE %	Election Day	Absentee	Absentee Provisional Mail	
REP Keith Faber	569	96.28%	433	74	56	6
DEM Taylor Sappington	22	3.72%	14	0	8	0
Total Votes Cast	591	100.00%	447	74	64	6
Overvotes	0		0	0	0	0
Undervotes	5		3	1	1	0
Contest Totals	596		450	75	65	6



Recovery Township

Secretary of State

Vote For 1

	TOTAL	VOTE %	Election Day	Absentee	Absentee Provisional Mail	
DEM Chelsea Clark	26	4.44%	19	0	7	0
REP Frank LaRose	555	94.87%	420	72	57	6
Terpsehore Tore Maras	4	0.68%	3	1	0	0
Total Votes Cast	585	100.00%	442	73	64	6
Overvotes	0		0	0	0	0
Undervotes	11		8	2	1	0
Contest Totals	596		450	75	65	6

Treasurer of State

Vote For 1

	TOTAL	VOTE %	Election Day	Absentee	Absentee Provisional Mail	
DEM Scott Schertzer	27	4.62%	17	2	8	0
REP Robert Sprague	558	95.38%	423	73	56	6
Total Votes Cast	585	100.00%	440	75	64	6
Overvotes	0		0	0	0	0
Undervotes	11		10	0	1	0
Contest Totals	596		450	75	65	6

Chief Justice of the Supreme Court (FTC 1-1-2023)

Vote For 1

	TOTAL	VOTE %	Election Day	Absentee	Absentee Provisional Mail	
DEM Jennifer Brunner	33	5.61%	23	2	8	0
REP Sharon L. Kennedy	555	94.39%	420	73	56	6
Total Votes Cast	588	100.00%	443	75	64	6
Overvotes	0		0	0	0	0
Undervotes	8		7	0	1	0
Contest Totals	596		450	75	65	6

Justice of the Supreme Court (FTC 1-1-2023)

Vote For 1

	TOTAL	VOTE %	Election Day	Absentee	Absentee Provisional Mail	
REP Pat Fischer	557	95.05%	421	74	56	6
DEM Terri Jamison	29	4.95%	20	1	8	0
Total Votes Cast	586	100.00%	441	75	64	6
Overvotes	0		0	0	0	0
Undervotes	10		9	0	1	0
Contest Totals	596		450	75	65	6

Recovery Township

Justice of the Supreme Court (FTC 1-2-2023)

Vote For 1

	TOTAL	VOTE %	Election Day	Absentee	Absentee Provisional Mail	
REP Pat DeWine	559	95.39%	424	73	56	6
DEM Marilyn Zayas	27	4.61%	18	1	8	0
Total Votes Cast	586	100.00%	442	74	64	6
Overvotes	0		0	0	0	0
Undervotes	10		8	1	1	0
Contest Totals	596		450	75	65	6

U.S. Senator

Vote For 1

	TOTAL	VOTE %	Election Day	Absentee	Absentee Provisional Mail	
DEM Tim Ryan	42	7.22%	29	3	10	0
REP JD Vance	540	92.78%	410	70	54	6
Write-In Totals	0	0.00%	0	0	0	0
Write-In: John Cheng	0	0.00%	0	0	0	0
Write-In: Matthew R. Esh	0	0.00%	0	0	0	0
Write-In: Stephen Faris	0	0.00%	0	0	0	0
Write-In: Shane Hoffman	0	0.00%	0	0	0	0
Write-In: Uncertified Write-In	0	0.00%	0	0	0	0
Write-In: LaShondra Tinsley	0	0.00%	0	0	0	0
Not Assigned	0	0.00%	0	0	0	0
Total Votes Cast	582	100.00%	439	73	64	6
Overvotes	0		0	0	0	0
Undervotes	14		11	2	1	0
Contest Totals	596		450	75	65	6

Representative to Congress (5th District)

Vote For 1

	TOTAL	VOTE %	Election Day	Absentee	Absentee Provisional Mail	
REP Bob Latta	560	95.40%	426	71	57	6
DEM Craig Swartz	27	4.60%	18	2	7	0
Total Votes Cast	587	100.00%	444	73	64	6
Overvotes	0		0	0	0	0
Undervotes	9		6	2	1	0
Contest Totals	596		450	75	65	6

State Representative (84th District)

Vote For 1

	TOTAL	VOTE %	Election Day	Absentee	Absentee Provisional Mail	
REP Angela N. King	561	94.44%	426	73	56	6
DEM Sophia Rodriguez	33	5.56%	22	2	9	0
Total Votes Cast	594	100.00%	448	75	65	6
Overvotes	0		0	0	0	0
Undervotes	2		2	0	0	0
Contest Totals	596		450	75	65	6

Recovery Township

Judge of the Court of Appeals (3rd District) (FTC 2-9-2023)

Vote For 1	TOTAL	VOTE %	Election Day	Absentee	Absentee Provisional	Mail
REP William R. Zimmerman	555	100.00%	418	73	58	6
Total Votes Cast	555	100.00%	418	73	58	6
Overvotes	0		0	0	0	0
Undervotes	41		32	2	7	0
Contest Totals	596		450	75	65	6

Judge of the Court of Appeals (3rd District) (FTC 2-11-2023)

Vote For 1	TOTAL	VOTE %	Election Day	Absentee	Absentee Provisional	Mail
REP Juergen A. Waldick	533	100.00%	399	72	56	6
Total Votes Cast	533	100.00%	399	72	56	6
Overvotes	0		0	0	0	0
Undervotes	63		51	3	9	0
Contest Totals	596		450	75	65	6

County Commissioner (FTC 1-1-2023)

Vote For 1	TOTAL	VOTE %	Election Day	Absentee	Absentee Provisional	Mail
REP David Buschur	573	96.79%	434	74	59	6
DEM Don Holtvoigt	19	3.21%	12	1	6	0
Total Votes Cast	592	100.00%	446	75	65	6
Overvotes	0		0	0	0	0
Undervotes	4		4	0	0	0
Contest Totals	596		450	75	65	6

County Auditor

Vote For 1	TOTAL	VOTE %	Election Day	Absentee	Absentee Provisional	Mail
REP Randall E. Grapner	561	100.00%	421	73	61	6
Total Votes Cast	561	100.00%	421	73	61	6
Overvotes	0		0	0	0	0
Undervotes	35		29	2	4	0
Contest Totals	596		450	75	65	6

Judge of the Court of Common Pleas (General Division) (FTC 1-1-2023)

Vote For 1	TOTAL	VOTE %	Election Day	Absentee	Absentee Provisional	Mail
Matthew K. Fox	482	100.00%	355	66	55	6
Total Votes Cast	482	100.00%	355	66	55	6
Overvotes	0		0	0	0	0
Undervotes	114		95	9	10	0
Contest Totals	596		450	75	65	6

Recovery Township

Issue 1 Proposed Constitutional Amendment Bail Reform

Vote For 1

	TOTAL	VOTE %	Election Day	Absentee	Absentee Provisional Mail	
YES	461	83.51%	343	57	56	5
NO	91	16.49%	70	16	5	0
Total Votes Cast	552	100.00%	413	73	61	5
Overvotes	0		0	0	0	0
Undervotes	44		37	2	4	1
Contest Totals	596		450	75	65	6

Issue 2 Proposed Constitutional Amendment Non Citizens

Vote For 1

	TOTAL	VOTE %	Election Day	Absentee	Absentee Provisional Mail	
YES	510	89.79%	383	66	57	4
NO	58	10.21%	44	9	4	1
Total Votes Cast	568	100.00%	427	75	61	5
Overvotes	0		0	0	0	0
Undervotes	28		23	0	4	1
Contest Totals	596		450	75	65	6

Proposed Tax Levy (Additional) Current Expenses 0.55 mills Mercer County Health District

Vote For 1

	TOTAL	VOTE %	Election Day	Absentee	Absentee Provisional Mail	
FOR THE TAX LEVY	247	44.91%	191	31	24	1
AGAINST THE TAX LEVY	303	55.09%	231	42	26	4
Total Votes Cast	550	100.00%	422	73	50	5
Overvotes	0		0	0	0	0
Undervotes	46		28	2	15	1
Contest Totals	596		450	75	65	6

Proposed Tax Levy (Renewal) Mercer County Board of Developmental Disabilities

Vote For 1

	TOTAL	VOTE %	Election Day	Absentee	Absentee Provisional Mail	
FOR THE TAX LEVY	392	69.26%	297	48	43	4
AGAINST THE TAX LEVY	174	30.74%	134	24	15	1
Total Votes Cast	566	100.00%	431	72	58	5
Overvotes	0		0	0	0	0
Undervotes	30		19	3	7	1
Contest Totals	596		450	75	65	6

## Recovery Township

---

### Proposed Sales and Use Tax 0.5% Mercer County Detention Facility

Vote For 1

	TOTAL	VOTE %	Election Day	Absentee	Absentee Mail	Provisional
YES	314	56.58%	235	41	35	3
NO	241	43.42%	182	32	25	2
Total Votes Cast	555	100.00%	417	73	60	5
Overvotes	0		0	0	0	0
Undervotes	41		33	2	5	1
Contest Totals	596		450	75	65	6

Rockford Village

Statistics	TOTAL	Election Day	Absentee	Absentee Provisional Mail	
Registered Voters - Total	716				
Ballots Cast - Total	335	256	17	59	3
Ballots Cast - Blank	0	0	0	0	0
Voter Turnout - Total	46.79%				

Governor and Lieutenant Governor

Vote For 1

	TOTAL	VOTE %	Election Day	Absentee	Absentee Provisional Mail	
REP Mike DeWine and Jon Husted	277	83.94%	220	9	46	2
DEM Nan Whaley and Cheryl L.	51	15.45%	30	7	13	1
Write-In Totals	2	0.61%	2	0	0	0
Write-In: Timothy Grady and Dayna Bickley	0	0.00%	0	0	0	0
Write-In: Craig Patton and Collin	0	0.00%	0	0	0	0
Write-In: Renea Turner and Adina Pelletier	0	0.00%	0	0	0	0
Write-In: Marshall Usher and Shannon Walker	0	0.00%	0	0	0	0
Write-In: Uncertified Write-In	0	0.00%	0	0	0	0
Not Assigned	2	0.61%	2	0	0	0
Total Votes Cast	330	100.00%	252	16	59	3
Overvotes	0		0	0	0	0
Undervotes	5		4	1	0	0
Contest Totals	335		256	17	59	3

Attorney General

Vote For 1

	TOTAL	VOTE %	Election Day	Absentee	Absentee Provisional Mail	
DEM Jeffrey A. Crossman	55	16.62%	30	7	18	0
REP Dave Yost	276	83.38%	224	10	39	3
Total Votes Cast	331	100.00%	254	17	57	3
Overvotes	0		0	0	0	0
Undervotes	4		2	0	2	0
Contest Totals	335		256	17	59	3

Auditor of State

Vote For 1

	TOTAL	VOTE %	Election Day	Absentee	Absentee Provisional Mail	
REP Keith Faber	282	84.94%	226	11	42	3
DEM Taylor Sappington	50	15.06%	29	6	15	0
Total Votes Cast	332	100.00%	255	17	57	3
Overvotes	0		0	0	0	0
Undervotes	3		1	0	2	0
Contest Totals	335		256	17	59	3

Rockford Village

Secretary of State

Vote For 1

	TOTAL	VOTE %	Election Day	Absentee	Absentee Mail	Provisional
DEM Chelsea Clark	56	16.97%	32	7	17	0
REP Frank LaRose	269	81.52%	218	10	38	3
Terpsehore Tore Maras	5	1.52%	3	0	2	0
Total Votes Cast	330	100.00%	253	17	57	3
Overvotes	0		0	0	0	0
Undervotes	5		3	0	2	0
Contest Totals	335		256	17	59	3

Treasurer of State

Vote For 1

	TOTAL	VOTE %	Election Day	Absentee	Absentee Mail	Provisional
DEM Scott Schertzer	58	17.68%	31	7	20	0
REP Robert Sprague	270	82.32%	220	10	37	3
Total Votes Cast	328	100.00%	251	17	57	3
Overvotes	0		0	0	0	0
Undervotes	7		5	0	2	0
Contest Totals	335		256	17	59	3

Chief Justice of the Supreme Court (FTC 1-1-2023)

Vote For 1

	TOTAL	VOTE %	Election Day	Absentee	Absentee Mail	Provisional
DEM Jennifer Brunner	66	20.00%	36	6	24	0
REP Sharon L. Kennedy	264	80.00%	217	11	33	3
Total Votes Cast	330	100.00%	253	17	57	3
Overvotes	0		0	0	0	0
Undervotes	5		3	0	2	0
Contest Totals	335		256	17	59	3

Justice of the Supreme Court (FTC 1-1-2023)

Vote For 1

	TOTAL	VOTE %	Election Day	Absentee	Absentee Mail	Provisional
REP Pat Fischer	270	81.57%	219	11	37	3
DEM Terri Jamison	61	18.43%	34	6	21	0
Total Votes Cast	331	100.00%	253	17	58	3
Overvotes	0		0	0	0	0
Undervotes	4		3	0	1	0
Contest Totals	335		256	17	59	3

Precinct Summary Results Report  
 2022 November 8 General  
 November 8, 2022

OFFICIAL RESULTS PRECINCT SUMMARY

Mercer County

Rockford Village

Justice of the Supreme Court (FTC 1-2-2023)

Vote For 1

	TOTAL	VOTE %	Election Day	Absentee	Absentee Mail	Provisional
REP Pat DeWine	260	79.27%	211	11	36	2
DEM Marilyn Zayas	68	20.73%	39	6	22	1
Total Votes Cast	328	100.00%	250	17	58	3
Overvotes	0		0	0	0	0
Undervotes	7		6	0	1	0
Contest Totals	335		256	17	59	3

U.S. Senator

Vote For 1

	TOTAL	VOTE %	Election Day	Absentee	Absentee Mail	Provisional
DEM Tim Ryan	70	21.41%	40	7	23	0
REP JD Vance	256	78.29%	213	10	30	3
Write-In Totals	1	0.31%	0	0	1	0
Write-In: John Cheng	0	0.00%	0	0	0	0
Write-In: Matthew R. Esh	0	0.00%	0	0	0	0
Write-In: Stephen Faris	0	0.00%	0	0	0	0
Write-In: Shane Hoffman	0	0.00%	0	0	0	0
Write-In: Uncertified Write-In	0	0.00%	0	0	0	0
Write-In: LaShondra Tinsley	0	0.00%	0	0	0	0
Not Assigned	1	0.31%	0	0	1	0
Total Votes Cast	327	100.00%	253	17	54	3
Overvotes	0		0	0	0	0
Undervotes	8		3	0	5	0
Contest Totals	335		256	17	59	3

Representative to Congress (5th District)

Vote For 1

	TOTAL	VOTE %	Election Day	Absentee	Absentee Mail	Provisional
REP Bob Latta	274	83.03%	221	10	40	3
DEM Craig Swartz	56	16.97%	32	7	17	0
Total Votes Cast	330	100.00%	253	17	57	3
Overvotes	0		0	0	0	0
Undervotes	5		3	0	2	0
Contest Totals	335		256	17	59	3

State Representative (84th District)

Vote For 1

	TOTAL	VOTE %	Election Day	Absentee	Absentee Mail	Provisional
REP Angela N. King	266	79.88%	216	10	37	3
DEM Sophia Rodriguez	67	20.12%	38	7	22	0
Total Votes Cast	333	100.00%	254	17	59	3
Overvotes	0		0	0	0	0
Undervotes	2		2	0	0	0
Contest Totals	335		256	17	59	3



Precinct Summary Results Report  
 2022 November 8 General  
 November 8, 2022

OFFICIAL RESULTS PRECINCT SUMMARY

Mercer County

Rockford Village

Judge of the Court of Appeals (3rd District) (FTC 2-9-2023)

Vote For 1	TOTAL	VOTE %	Election Day	Absentee	Absentee	Provisional
					Mail	
REP William R. Zimmerman	296	100.00%	233	13	47	3
Total Votes Cast	296	100.00%	233	13	47	3
Overvotes	0		0	0	0	0
Undervotes	39		23	4	12	0
Contest Totals	335		256	17	59	3

Judge of the Court of Appeals (3rd District) (FTC 2-11-2023)

Vote For 1	TOTAL	VOTE %	Election Day	Absentee	Absentee	Provisional
					Mail	
REP Juergen A. Waldick	288	100.00%	226	13	46	3
Total Votes Cast	288	100.00%	226	13	46	3
Overvotes	0		0	0	0	0
Undervotes	47		30	4	13	0
Contest Totals	335		256	17	59	3

County Commissioner (FTC 1-1-2023)

Vote For 1	TOTAL	VOTE %	Election Day	Absentee	Absentee	Provisional
					Mail	
REP David Buschur	263	79.94%	211	11	38	3
DEM Don Holtvoigt	66	20.06%	40	6	20	0
Total Votes Cast	329	100.00%	251	17	58	3
Overvotes	0		0	0	0	0
Undervotes	6		5	0	1	0
Contest Totals	335		256	17	59	3

County Auditor

Vote For 1	TOTAL	VOTE %	Election Day	Absentee	Absentee	Provisional
					Mail	
REP Randall E. Grapner	295	100.00%	232	13	47	3
Total Votes Cast	295	100.00%	232	13	47	3
Overvotes	0		0	0	0	0
Undervotes	40		24	4	12	0
Contest Totals	335		256	17	59	3

Judge of the Court of Common Pleas (General Division) (FTC 1-1-2023)

Vote For 1	TOTAL	VOTE %	Election Day	Absentee	Absentee	Provisional
					Mail	
Matthew K. Fox	275	100.00%	208	15	50	2
Total Votes Cast	275	100.00%	208	15	50	2
Overvotes	0		0	0	0	0
Undervotes	60		48	2	9	1
Contest Totals	335		256	17	59	3

Rockford Village

Issue 1 Proposed Constitutional Amendment Bail Reform

Vote For 1

	TOTAL	VOTE %	Election Day	Absentee	Absentee Provisional Mail	
YES	265	82.30%	201	14	48	2
NO	57	17.70%	44	3	9	1
Total Votes Cast	322	100.00%	245	17	57	3
Overvotes	0		0	0	0	0
Undervotes	13		11	0	2	0
Contest Totals	335		256	17	59	3

Issue 2 Proposed Constitutional Amendment Non Citizens

Vote For 1

	TOTAL	VOTE %	Election Day	Absentee	Absentee Provisional Mail	
YES	281	86.20%	215	15	49	2
NO	45	13.80%	33	2	9	1
Total Votes Cast	326	100.00%	248	17	58	3
Overvotes	0		0	0	0	0
Undervotes	9		8	0	1	0
Contest Totals	335		256	17	59	3

Proposed Tax Levy (Renewal) Vantage Career Center Joint Vocational School District

Vote For 1

	TOTAL	VOTE %	Election Day	Absentee	Absentee Provisional Mail	
FOR THE TAX LEVY	220	67.48%	164	14	40	2
AGAINST THE TAX LEVY	106	32.52%	84	3	18	1
Total Votes Cast	326	100.00%	248	17	58	3
Overvotes	0		0	0	0	0
Undervotes	9		8	0	1	0
Contest Totals	335		256	17	59	3

Proposed Tax Levy (Additional) Current Expenses 0.55 mills Mercer County Health District

Vote For 1

	TOTAL	VOTE %	Election Day	Absentee	Absentee Provisional Mail	
FOR THE TAX LEVY	172	53.25%	129	11	32	0
AGAINST THE TAX LEVY	151	46.75%	117	6	25	3
Total Votes Cast	323	100.00%	246	17	57	3
Overvotes	0		0	0	0	0
Undervotes	12		10	0	2	0
Contest Totals	335		256	17	59	3

Rockford Village

---

Proposed Tax Levy (Renewal) Mercer County Board of Developmental Disabilities

Vote For 1

	TOTAL	VOTE %	Election Day	Absentee	Absentee Mail	Provisional
FOR THE TAX LEVY	249	75.91%	187	16	44	2
AGAINST THE TAX LEVY	79	24.09%	63	1	14	1
Total Votes Cast	328	100.00%	250	17	58	3
Overvotes	0		0	0	0	0
Undervotes	7		6	0	1	0
Contest Totals	335		256	17	59	3

Proposed Sales and Use Tax 0.5% Mercer County Detention Facility

Vote For 1

	TOTAL	VOTE %	Election Day	Absentee	Absentee Mail	Provisional
YES	186	57.23%	138	13	35	0
NO	139	42.77%	109	4	23	3
Total Votes Cast	325	100.00%	247	17	58	3
Overvotes	0		0	0	0	0
Undervotes	10		9	0	1	0
Contest Totals	335		256	17	59	3

Dublin Township

Statistics	TOTAL	Election Day	Absentee	Absentee Provisional Mail	
Registered Voters - Total	732				
Ballots Cast - Total	443	307	62	71	3
Ballots Cast - Blank	0	0	0	0	0
Voter Turnout - Total	60.52%				

Governor and Lieutenant Governor

Vote For 1

	TOTAL	VOTE %	Election Day	Absentee	Absentee Provisional Mail	
REP Mike DeWine and Jon Husted	369	85.81%	264	46	56	3
DEM Nan Whaley and Cheryl L.	57	13.26%	28	14	15	0
Write-In Totals	4	0.93%	4	0	0	0
Write-In: Timothy Grady and Dayna Bickley	0	0.00%	0	0	0	0
Write-In: Craig Patton and Collin	0	0.00%	0	0	0	0
Write-In: Renea Turner and Adina Pelletier	0	0.00%	0	0	0	0
Write-In: Marshall Usher and Shannon Walker	0	0.00%	0	0	0	0
Write-In: Uncertified Write-In	0	0.00%	0	0	0	0
Not Assigned	4	0.93%	4	0	0	0
Total Votes Cast	430	100.00%	296	60	71	3
Overvotes	0		0	0	0	0
Undervotes	13		11	2	0	0
Contest Totals	443		307	62	71	3

Attorney General

Vote For 1

	TOTAL	VOTE %	Election Day	Absentee	Absentee Provisional Mail	
DEM Jeffrey A. Crossman	72	16.59%	30	14	26	2
REP Dave Yost	362	83.41%	271	47	43	1
Total Votes Cast	434	100.00%	301	61	69	3
Overvotes	0		0	0	0	0
Undervotes	9		6	1	2	0
Contest Totals	443		307	62	71	3

Auditor of State

Vote For 1

	TOTAL	VOTE %	Election Day	Absentee	Absentee Provisional Mail	
REP Keith Faber	379	86.33%	280	48	49	2
DEM Taylor Sappington	60	13.67%	25	14	21	0
Total Votes Cast	439	100.00%	305	62	70	2
Overvotes	0		0	0	0	0
Undervotes	4		2	0	1	1
Contest Totals	443		307	62	71	3

Dublin Township

Secretary of State

Vote For 1

	TOTAL	VOTE %	Election Day	Absentee	Absentee Mail	Provisional
DEM Chelsea Clark	72	16.36%	32	13	26	1
REP Frank LaRose	364	82.73%	270	48	45	1
Terpsehore Tore Maras	4	0.91%	3	1	0	0
Total Votes Cast	440	100.00%	305	62	71	2
Overvotes	0		0	0	0	0
Undervotes	3		2	0	0	1
Contest Totals	443		307	62	71	3

Treasurer of State

Vote For 1

	TOTAL	VOTE %	Election Day	Absentee	Absentee Mail	Provisional
DEM Scott Schertzer	74	16.90%	34	13	26	1
REP Robert Sprague	364	83.10%	269	49	45	1
Total Votes Cast	438	100.00%	303	62	71	2
Overvotes	0		0	0	0	0
Undervotes	5		4	0	0	1
Contest Totals	443		307	62	71	3

Chief Justice of the Supreme Court (FTC 1-1-2023)

Vote For 1

	TOTAL	VOTE %	Election Day	Absentee	Absentee Mail	Provisional
DEM Jennifer Brunner	79	18.00%	36	15	26	2
REP Sharon L. Kennedy	360	82.00%	268	47	44	1
Total Votes Cast	439	100.00%	304	62	70	3
Overvotes	0		0	0	0	0
Undervotes	4		3	0	1	0
Contest Totals	443		307	62	71	3

Justice of the Supreme Court (FTC 1-1-2023)

Vote For 1

	TOTAL	VOTE %	Election Day	Absentee	Absentee Mail	Provisional
REP Pat Fischer	360	81.82%	269	46	44	1
DEM Terri Jamison	80	18.18%	36	16	27	1
Total Votes Cast	440	100.00%	305	62	71	2
Overvotes	0		0	0	0	0
Undervotes	3		2	0	0	1
Contest Totals	443		307	62	71	3

Precinct Summary Results Report  
 2022 November 8 General  
 November 8, 2022

OFFICIAL RESULTS PRECINCT SUMMARY

Mercer County

Dublin Township

Justice of the Supreme Court (FTC 1-2-2023)

Vote For 1

	TOTAL	VOTE %	Election Day	Absentee	Absentee Mail	Provisional
REP Pat DeWine	359	83.10%	265	47	46	1
DEM Marilyn Zayas	73	16.90%	32	15	25	1
Total Votes Cast	432	100.00%	297	62	71	2
Overvotes	0		0	0	0	0
Undervotes	11		10	0	0	1
Contest Totals	443		307	62	71	3

U.S. Senator

Vote For 1

	TOTAL	VOTE %	Election Day	Absentee	Absentee Mail	Provisional
DEM Tim Ryan	88	20.14%	45	15	28	0
REP JD Vance	348	79.63%	258	46	41	3
Write-In Totals	1	0.23%	1	0	0	0
Write-In: John Cheng	0	0.00%	0	0	0	0
Write-In: Matthew R. Esh	0	0.00%	0	0	0	0
Write-In: Stephen Faris	0	0.00%	0	0	0	0
Write-In: Shane Hoffman	0	0.00%	0	0	0	0
Write-In: Uncertified Write-In	0	0.00%	0	0	0	0
Write-In: LaShondra Tinsley	0	0.00%	0	0	0	0
Not Assigned	1	0.23%	1	0	0	0
Total Votes Cast	437	100.00%	304	61	69	3
Overvotes	0		0	0	0	0
Undervotes	6		3	1	2	0
Contest Totals	443		307	62	71	3

Representative to Congress (5th District)

Vote For 1

	TOTAL	VOTE %	Election Day	Absentee	Absentee Mail	Provisional
REP Bob Latta	371	83.94%	274	47	49	1
DEM Craig Swartz	71	16.06%	32	15	22	2
Total Votes Cast	442	100.00%	306	62	71	3
Overvotes	0		0	0	0	0
Undervotes	1		1	0	0	0
Contest Totals	443		307	62	71	3

State Representative (84th District)

Vote For 1

	TOTAL	VOTE %	Election Day	Absentee	Absentee Mail	Provisional
REP Angela N. King	358	81.36%	270	45	42	1
DEM Sophia Rodriguez	82	18.64%	34	17	29	2
Total Votes Cast	440	100.00%	304	62	71	3
Overvotes	0		0	0	0	0
Undervotes	3		3	0	0	0
Contest Totals	443		307	62	71	3

Dublin Township

Judge of the Court of Appeals (3rd District) (FTC 2-9-2023)

Vote For 1

	TOTAL	VOTE %	Election Day	Absentee	Absentee Provisional Mail	
REP William R. Zimmerman	387	100.00%	286	48	50	3
Total Votes Cast	387	100.00%	286	48	50	3
Overvotes	0		0	0	0	0
Undervotes	56		21	14	21	0
Contest Totals	443		307	62	71	3

Judge of the Court of Appeals (3rd District) (FTC 2-11-2023)

Vote For 1

	TOTAL	VOTE %	Election Day	Absentee	Absentee Provisional Mail	
REP Juergen A. Waldick	377	100.00%	281	45	49	2
Total Votes Cast	377	100.00%	281	45	49	2
Overvotes	0		0	0	0	0
Undervotes	66		26	17	22	1
Contest Totals	443		307	62	71	3

County Commissioner (FTC 1-1-2023)

Vote For 1

	TOTAL	VOTE %	Election Day	Absentee	Absentee Provisional Mail	
REP David Buschur	370	84.28%	273	48	47	2
DEM Don Holtvoigt	69	15.72%	31	13	24	1
Total Votes Cast	439	100.00%	304	61	71	3
Overvotes	0		0	0	0	0
Undervotes	4		3	1	0	0
Contest Totals	443		307	62	71	3

County Auditor

Vote For 1

	TOTAL	VOTE %	Election Day	Absentee	Absentee Provisional Mail	
REP Randall E. Grapner	393	100.00%	286	48	57	2
Total Votes Cast	393	100.00%	286	48	57	2
Overvotes	0		0	0	0	0
Undervotes	50		21	14	14	1
Contest Totals	443		307	62	71	3

Judge of the Court of Common Pleas (General Division) (FTC 1-1-2023)

Vote For 1

	TOTAL	VOTE %	Election Day	Absentee	Absentee Provisional Mail	
Matthew K. Fox	347	100.00%	243	44	59	1
Total Votes Cast	347	100.00%	243	44	59	1
Overvotes	0		0	0	0	0
Undervotes	96		64	18	12	2
Contest Totals	443		307	62	71	3

Dublin Township

Issue 1 Proposed Constitutional Amendment Bail Reform

Vote For 1

	TOTAL	VOTE %	Election Day	Absentee	Absentee Mail	Provisional
YES	356	82.79%	247	50	57	2
NO	74	17.21%	51	10	12	1
Total Votes Cast	430	100.00%	298	60	69	3
Overvotes	0		0	0	0	0
Undervotes	13		9	2	2	0
Contest Totals	443		307	62	71	3

Issue 2 Proposed Constitutional Amendment Non Citizens

Vote For 1

	TOTAL	VOTE %	Election Day	Absentee	Absentee Mail	Provisional
YES	368	85.19%	258	51	57	2
NO	64	14.81%	43	9	12	0
Total Votes Cast	432	100.00%	301	60	69	2
Overvotes	0		0	0	0	0
Undervotes	11		6	2	2	1
Contest Totals	443		307	62	71	3

Proposed Tax Levy (Renewal) Vantage Career Center Joint Vocational School District

Vote For 1

	TOTAL	VOTE %	Election Day	Absentee	Absentee Mail	Provisional
FOR THE TAX LEVY	307	71.06%	212	43	50	2
AGAINST THE TAX LEVY	125	28.94%	92	18	14	1
Total Votes Cast	432	100.00%	304	61	64	3
Overvotes	0		0	0	0	0
Undervotes	11		3	1	7	0
Contest Totals	443		307	62	71	3

Proposed Tax Levy (Additional) Current Expenses 0.55 mills Mercer County Health District

Vote For 1

	TOTAL	VOTE %	Election Day	Absentee	Absentee Mail	Provisional
FOR THE TAX LEVY	212	49.19%	138	35	38	1
AGAINST THE TAX LEVY	219	50.81%	161	27	29	2
Total Votes Cast	431	100.00%	299	62	67	3
Overvotes	0		0	0	0	0
Undervotes	12		8	0	4	0
Contest Totals	443		307	62	71	3



Dublin Township

---

Proposed Tax Levy (Renewal) Mercer County Board of Developmental Disabilities

Vote For 1

	TOTAL	VOTE %	Election Day	Absentee	Absentee Mail	Provisional
FOR THE TAX LEVY	315	73.94%	216	42	55	2
AGAINST THE TAX LEVY	111	26.06%	78	19	13	1
Total Votes Cast	426	100.00%	294	61	68	3
Overvotes	0		0	0	0	0
Undervotes	17		13	1	3	0
Contest Totals	443		307	62	71	3

Proposed Sales and Use Tax 0.5% Mercer County Detention Facility

Vote For 1

	TOTAL	VOTE %	Election Day	Absentee	Absentee Mail	Provisional
YES	254	59.35%	171	39	44	0
NO	174	40.65%	124	23	24	3
Total Votes Cast	428	100.00%	295	62	68	3
Overvotes	0		0	0	0	0
Undervotes	15		12	0	3	0
Contest Totals	443		307	62	71	3

Mendon-Union

Statistics	TOTAL	Election Day	Absentee	Absentee Provisional Mail	
Registered Voters - Total	927				
Ballots Cast - Total	521	391	47	78	5
Ballots Cast - Blank	0	0	0	0	0
Voter Turnout - Total	56.20%				

Governor and Lieutenant Governor

Vote For 1

	TOTAL	VOTE %	Election Day	Absentee	Absentee Provisional Mail	
REP Mike DeWine and Jon Husted	427	84.06%	330	36	59	2
DEM Nan Whaley and Cheryl L.	80	15.75%	50	11	16	3
Write-In Totals	1	0.20%	1	0	0	0
Write-In: Timothy Grady and Dayna Bickley	1	0.20%	1	0	0	0
Write-In: Craig Patton and Collin	0	0.00%	0	0	0	0
Write-In: Renea Turner and Adina Pelletier	0	0.00%	0	0	0	0
Write-In: Marshall Usher and Shannon Walker	0	0.00%	0	0	0	0
Write-In: Uncertified Write-In	0	0.00%	0	0	0	0
Not Assigned	0	0.00%	0	0	0	0
Total Votes Cast	508	100.00%	381	47	75	5
Overvotes	0		0	0	0	0
Undervotes	13		10	0	3	0
Contest Totals	521		391	47	78	5

Attorney General

Vote For 1

	TOTAL	VOTE %	Election Day	Absentee	Absentee Provisional Mail	
DEM Jeffrey A. Crossman	71	14.03%	41	11	16	3
REP Dave Yost	435	85.97%	339	35	59	2
Total Votes Cast	506	100.00%	380	46	75	5
Overvotes	0		0	0	0	0
Undervotes	15		11	1	3	0
Contest Totals	521		391	47	78	5

Auditor of State

Vote For 1

	TOTAL	VOTE %	Election Day	Absentee	Absentee Provisional Mail	
REP Keith Faber	440	85.94%	344	36	58	2
DEM Taylor Sappington	72	14.06%	42	10	17	3
Total Votes Cast	512	100.00%	386	46	75	5
Overvotes	0		0	0	0	0
Undervotes	9		5	1	3	0
Contest Totals	521		391	47	78	5

Mendon-Union

Secretary of State

Vote For 1

	TOTAL	VOTE %	Election Day	Absentee	Absentee Mail	Provisional
DEM Chelsea Clark	79	15.43%	47	11	18	3
REP Frank LaRose	431	84.18%	338	35	56	2
Terpsehore Tore Maras	2	0.39%	1	0	1	0
Total Votes Cast	512	100.00%	386	46	75	5
Overvotes	0		0	0	0	0
Undervotes	9		5	1	3	0
Contest Totals	521		391	47	78	5

Treasurer of State

Vote For 1

	TOTAL	VOTE %	Election Day	Absentee	Absentee Mail	Provisional
DEM Scott Schertzer	70	13.78%	41	11	15	3
REP Robert Sprague	438	86.22%	340	36	60	2
Total Votes Cast	508	100.00%	381	47	75	5
Overvotes	0		0	0	0	0
Undervotes	13		10	0	3	0
Contest Totals	521		391	47	78	5

Chief Justice of the Supreme Court (FTC 1-1-2023)

Vote For 1

	TOTAL	VOTE %	Election Day	Absentee	Absentee Mail	Provisional
DEM Jennifer Brunner	72	14.06%	42	11	16	3
REP Sharon L. Kennedy	440	85.94%	344	36	58	2
Total Votes Cast	512	100.00%	386	47	74	5
Overvotes	0		0	0	0	0
Undervotes	9		5	0	4	0
Contest Totals	521		391	47	78	5

Justice of the Supreme Court (FTC 1-1-2023)

Vote For 1

	TOTAL	VOTE %	Election Day	Absentee	Absentee Mail	Provisional
REP Pat Fischer	430	84.81%	336	36	56	2
DEM Terri Jamison	77	15.19%	45	11	18	3
Total Votes Cast	507	100.00%	381	47	74	5
Overvotes	0		0	0	0	0
Undervotes	14		10	0	4	0
Contest Totals	521		391	47	78	5

Mendon-Union

Justice of the Supreme Court (FTC 1-2-2023)

Vote For 1

	TOTAL	VOTE %	Election Day	Absentee	Absentee Provisional Mail	
REP Pat DeWine	423	84.43%	329	35	57	2
DEM Marilyn Zayas	78	15.57%	46	11	18	3
Total Votes Cast	501	100.00%	375	46	75	5
Overvotes	0		0	0	0	0
Undervotes	20		16	1	3	0
Contest Totals	521		391	47	78	5

U.S. Senator

Vote For 1

	TOTAL	VOTE %	Election Day	Absentee	Absentee Provisional Mail	
DEM Tim Ryan	92	18.07%	54	11	24	3
REP JD Vance	416	81.73%	325	35	54	2
Write-In Totals	1	0.20%	1	0	0	0
Write-In: John Cheng	0	0.00%	0	0	0	0
Write-In: Matthew R. Esh	0	0.00%	0	0	0	0
Write-In: Stephen Faris	0	0.00%	0	0	0	0
Write-In: Shane Hoffman	0	0.00%	0	0	0	0
Write-In: Uncertified Write-In	0	0.00%	0	0	0	0
Write-In: LaShondra Tinsley	0	0.00%	0	0	0	0
Not Assigned	1	0.20%	1	0	0	0
Total Votes Cast	509	100.00%	380	46	78	5
Overvotes	0		0	0	0	0
Undervotes	12		11	1	0	0
Contest Totals	521		391	47	78	5

Representative to Congress (5th District)

Vote For 1

	TOTAL	VOTE %	Election Day	Absentee	Absentee Provisional Mail	
REP Bob Latta	443	85.85%	346	36	59	2
DEM Craig Swartz	73	14.15%	41	11	18	3
Total Votes Cast	516	100.00%	387	47	77	5
Overvotes	0		0	0	0	0
Undervotes	5		4	0	1	0
Contest Totals	521		391	47	78	5

State Representative (84th District)

Vote For 1

	TOTAL	VOTE %	Election Day	Absentee	Absentee Provisional Mail	
REP Angela N. King	421	81.43%	328	33	57	3
DEM Sophia Rodriguez	96	18.57%	61	13	20	2
Total Votes Cast	517	100.00%	389	46	77	5
Overvotes	0		0	0	0	0
Undervotes	4		2	1	1	0
Contest Totals	521		391	47	78	5

Mendon-Union

Judge of the Court of Appeals (3rd District) (FTC 2-9-2023)

Vote For 1

	TOTAL	VOTE %	Election Day	Absentee	Absentee Mail	Provisional
REP William R. Zimmerman	454	100.00%	350	38	62	4
Total Votes Cast	454	100.00%	350	38	62	4
Overvotes	0		0	0	0	0
Undervotes	67		41	9	16	1
Contest Totals	521		391	47	78	5

Judge of the Court of Appeals (3rd District) (FTC 2-11-2023)

Vote For 1

	TOTAL	VOTE %	Election Day	Absentee	Absentee Mail	Provisional
REP Juergen A. Waldick	445	100.00%	343	38	60	4
Total Votes Cast	445	100.00%	343	38	60	4
Overvotes	0		0	0	0	0
Undervotes	76		48	9	18	1
Contest Totals	521		391	47	78	5

County Commissioner (FTC 1-1-2023)

Vote For 1

	TOTAL	VOTE %	Election Day	Absentee	Absentee Mail	Provisional
REP David Buschur	438	85.05%	339	37	60	2
DEM Don Holtvoigt	77	14.95%	46	10	18	3
Total Votes Cast	515	100.00%	385	47	78	5
Overvotes	0		0	0	0	0
Undervotes	6		6	0	0	0
Contest Totals	521		391	47	78	5

County Auditor

Vote For 1

	TOTAL	VOTE %	Election Day	Absentee	Absentee Mail	Provisional
REP Randall E. Grapner	464	100.00%	357	39	63	5
Total Votes Cast	464	100.00%	357	39	63	5
Overvotes	0		0	0	0	0
Undervotes	57		34	8	15	0
Contest Totals	521		391	47	78	5

Judge of the Court of Common Pleas (General Division) (FTC 1-1-2023)

Vote For 1

	TOTAL	VOTE %	Election Day	Absentee	Absentee Mail	Provisional
Matthew K. Fox	396	100.00%	300	35	57	4
Total Votes Cast	396	100.00%	300	35	57	4
Overvotes	0		0	0	0	0
Undervotes	125		91	12	21	1
Contest Totals	521		391	47	78	5

Mendon-Union

Issue 1 Proposed Constitutional Amendment Bail Reform

Vote For 1

	TOTAL	VOTE %	Election Day	Absentee	Absentee Provisional Mail	
YES	420	83.50%	315	41	59	5
NO	83	16.50%	63	4	16	0
Total Votes Cast	503	100.00%	378	45	75	5
Overvotes	0		0	0	0	0
Undervotes	18		13	2	3	0
Contest Totals	521		391	47	78	5

Issue 2 Proposed Constitutional Amendment Non Citizens

Vote For 1

	TOTAL	VOTE %	Election Day	Absentee	Absentee Provisional Mail	
YES	424	84.46%	312	42	66	4
NO	78	15.54%	63	4	10	1
Total Votes Cast	502	100.00%	375	46	76	5
Overvotes	0		0	0	0	0
Undervotes	19		16	1	2	0
Contest Totals	521		391	47	78	5

Proposed Tax Levy (Renewal) Vantage Career Center Joint Vocational School District

Vote For 1

	TOTAL	VOTE %	Election Day	Absentee	Absentee Provisional Mail	
FOR THE TAX LEVY	320	63.87%	233	37	45	5
AGAINST THE TAX LEVY	181	36.13%	148	9	24	0
Total Votes Cast	501	100.00%	381	46	69	5
Overvotes	0		0	0	0	0
Undervotes	20		10	1	9	0
Contest Totals	521		391	47	78	5

Proposed Tax Levy (Additional) Current Expenses 0.55 mills Mercer County Health District

Vote For 1

	TOTAL	VOTE %	Election Day	Absentee	Absentee Provisional Mail	
FOR THE TAX LEVY	211	42.20%	163	19	26	3
AGAINST THE TAX LEVY	289	57.80%	217	26	44	2
Total Votes Cast	500	100.00%	380	45	70	5
Overvotes	0		0	0	0	0
Undervotes	21		11	2	8	0
Contest Totals	521		391	47	78	5

Mendon-Union

Proposed Tax Levy (Renewal) Mercer County Board of Developmental Disabilities

Vote For 1

	TOTAL	VOTE %	Election Day	Absentee	Absentee Mail	Provisional
FOR THE TAX LEVY	327	65.14%	241	34	48	4
AGAINST THE TAX LEVY	175	34.86%	136	11	27	1
Total Votes Cast	502	100.00%	377	45	75	5
Overvotes	0		0	0	0	0
Undervotes	19		14	2	3	0
Contest Totals	521		391	47	78	5

Proposed Sales and Use Tax 0.5% Mercer County Detention Facility

Vote For 1

	TOTAL	VOTE %	Election Day	Absentee	Absentee Mail	Provisional
YES	253	50.50%	185	27	38	3
NO	248	49.50%	191	17	38	2
Total Votes Cast	501	100.00%	376	44	76	5
Overvotes	0		0	0	0	0
Undervotes	20		15	3	2	0
Contest Totals	521		391	47	78	5

Marion East

Statistics	TOTAL	Election Day	Absentee	Absentee	Provisional
		Day	Day	Mail	Mail
Registered Voters - Total	1,116				
Ballots Cast - Total	860	626	110	114	10
Ballots Cast - Blank	0	0	0	0	0
Voter Turnout - Total	77.06%				

Governor and Lieutenant Governor

Vote For 1

	TOTAL	VOTE %	Election Day	Absentee	Absentee	Provisional
			Day	Day	Mail	Mail
REP Mike DeWine and Jon Husted	787	93.25%	583	95	99	10
DEM Nan Whaley and Cheryl L.	52	6.16%	24	14	14	0
Write-In Totals	5	0.59%	4	1	0	0
Write-In: Marshall Usher and Shannon Walker	2	0.24%	2	0	0	0
Write-In: Timothy Grady and Dayna Bickley	0	0.00%	0	0	0	0
Write-In: Craig Patton and Collin	0	0.00%	0	0	0	0
Write-In: Renea Turner and Adina Pelletier	0	0.00%	0	0	0	0
Write-In: Uncertified Write-In	0	0.00%	0	0	0	0
Not Assigned	3	0.36%	2	1	0	0
Total Votes Cast	844	100.00%	611	110	113	10
Overvotes	0		0	0	0	0
Undervotes	16		15	0	1	0
Contest Totals	860		626	110	114	10

Attorney General

Vote For 1

	TOTAL	VOTE %	Election Day	Absentee	Absentee	Provisional
			Day	Day	Mail	Mail
DEM Jeffrey A. Crossman	50	5.88%	24	14	12	0
REP Dave Yost	800	94.12%	595	94	101	10
Total Votes Cast	850	100.00%	619	108	113	10
Overvotes	0		0	0	0	0
Undervotes	10		7	2	1	0
Contest Totals	860		626	110	114	10

Auditor of State

Vote For 1

	TOTAL	VOTE %	Election Day	Absentee	Absentee	Provisional
			Day	Day	Mail	Mail
REP Keith Faber	805	94.48%	600	98	97	10
DEM Taylor Sappington	47	5.52%	20	12	15	0
Total Votes Cast	852	100.00%	620	110	112	10
Overvotes	0		0	0	0	0
Undervotes	8		6	0	2	0
Contest Totals	860		626	110	114	10



Marion East

Secretary of State

Vote For 1

	TOTAL	VOTE %	Election Day	Absentee	Absentee Mail	Provisional
DEM Chelsea Clark	47	5.52%	18	13	16	0
REP Frank LaRose	799	93.78%	596	96	97	10
Terpsehore Tore Maras	6	0.70%	6	0	0	0
<b>Total Votes Cast</b>	<b>852</b>	<b>100.00%</b>	<b>620</b>	<b>109</b>	<b>113</b>	<b>10</b>
Overvotes	0		0	0	0	0
Undervotes	8		6	1	1	0
<b>Contest Totals</b>	<b>860</b>		<b>626</b>	<b>110</b>	<b>114</b>	<b>10</b>

Treasurer of State

Vote For 1

	TOTAL	VOTE %	Election Day	Absentee	Absentee Mail	Provisional
DEM Scott Schertzer	60	7.14%	28	17	15	0
REP Robert Sprague	780	92.86%	581	93	96	10
<b>Total Votes Cast</b>	<b>840</b>	<b>100.00%</b>	<b>609</b>	<b>110</b>	<b>111</b>	<b>10</b>
Overvotes	0		0	0	0	0
Undervotes	20		17	0	3	0
<b>Contest Totals</b>	<b>860</b>		<b>626</b>	<b>110</b>	<b>114</b>	<b>10</b>

Chief Justice of the Supreme Court (FTC 1-1-2023)

Vote For 1

	TOTAL	VOTE %	Election Day	Absentee	Absentee Mail	Provisional
DEM Jennifer Brunner	65	7.62%	31	15	19	0
REP Sharon L. Kennedy	788	92.38%	589	95	94	10
<b>Total Votes Cast</b>	<b>853</b>	<b>100.00%</b>	<b>620</b>	<b>110</b>	<b>113</b>	<b>10</b>
Overvotes	0		0	0	0	0
Undervotes	7		6	0	1	0
<b>Contest Totals</b>	<b>860</b>		<b>626</b>	<b>110</b>	<b>114</b>	<b>10</b>

Justice of the Supreme Court (FTC 1-1-2023)

Vote For 1

	TOTAL	VOTE %	Election Day	Absentee	Absentee Mail	Provisional
REP Pat Fischer	790	93.05%	590	95	95	10
DEM Terri Jamison	59	6.95%	28	15	16	0
<b>Total Votes Cast</b>	<b>849</b>	<b>100.00%</b>	<b>618</b>	<b>110</b>	<b>111</b>	<b>10</b>
Overvotes	0		0	0	0	0
Undervotes	11		8	0	3	0
<b>Contest Totals</b>	<b>860</b>		<b>626</b>	<b>110</b>	<b>114</b>	<b>10</b>

Marion East

Justice of the Supreme Court (FTC 1-2-2023)

Vote For 1

	TOTAL	VOTE %	Election Day	Absentee	Absentee Mail	Provisional
REP Pat DeWine	776	92.05%	576	95	95	10
DEM Marilyn Zayas	67	7.95%	35	15	17	0
Total Votes Cast	843	100.00%	611	110	112	10
Overvotes	0		0	0	0	0
Undervotes	17		15	0	2	0
Contest Totals	860		626	110	114	10

U.S. Senator

Vote For 1

	TOTAL	VOTE %	Election Day	Absentee	Absentee Mail	Provisional
DEM Tim Ryan	80	9.39%	40	18	22	0
REP JD Vance	772	90.61%	578	92	92	10
Write-In Totals	0	0.00%	0	0	0	0
Write-In: John Cheng	0	0.00%	0	0	0	0
Write-In: Matthew R. Esh	0	0.00%	0	0	0	0
Write-In: Stephen Faris	0	0.00%	0	0	0	0
Write-In: Shane Hoffman	0	0.00%	0	0	0	0
Write-In: Uncertified Write-In	0	0.00%	0	0	0	0
Write-In: LaShondra Tinsley	0	0.00%	0	0	0	0
Not Assigned	0	0.00%	0	0	0	0
Total Votes Cast	852	100.00%	618	110	114	10
Overvotes	0		0	0	0	0
Undervotes	8		8	0	0	0
Contest Totals	860		626	110	114	10

Representative to Congress (5th District)

Vote For 1

	TOTAL	VOTE %	Election Day	Absentee	Absentee Mail	Provisional
REP Bob Latta	789	93.15%	591	95	93	10
DEM Craig Swartz	58	6.85%	25	14	19	0
Total Votes Cast	847	100.00%	616	109	112	10
Overvotes	0		0	0	0	0
Undervotes	13		10	1	2	0
Contest Totals	860		626	110	114	10

State Representative (84th District)

Vote For 1

	TOTAL	VOTE %	Election Day	Absentee	Absentee Mail	Provisional
REP Angela N. King	791	92.62%	590	95	97	9
DEM Sophia Rodriguez	63	7.38%	31	14	17	1
Total Votes Cast	854	100.00%	621	109	114	10
Overvotes	0		0	0	0	0
Undervotes	6		5	1	0	0
Contest Totals	860		626	110	114	10

Marion East

Judge of the Court of Appeals (3rd District) (FTC 2-9-2023)

Vote For 1

	TOTAL	VOTE %	Election Day	Absentee	Absentee Provisional Mail	
REP William R. Zimmerman	785	100.00%	584	96	97	8
Total Votes Cast	785	100.00%	584	96	97	8
Overvotes	0		0	0	0	0
Undervotes	75		42	14	17	2
Contest Totals	860		626	110	114	10

Judge of the Court of Appeals (3rd District) (FTC 2-11-2023)

Vote For 1

	TOTAL	VOTE %	Election Day	Absentee	Absentee Provisional Mail	
REP Juergen A. Waldick	767	100.00%	574	92	94	7
Total Votes Cast	767	100.00%	574	92	94	7
Overvotes	0		0	0	0	0
Undervotes	93		52	18	20	3
Contest Totals	860		626	110	114	10

County Commissioner (FTC 1-1-2023)

Vote For 1

	TOTAL	VOTE %	Election Day	Absentee	Absentee Provisional Mail	
REP David Buschur	809	94.84%	600	98	101	10
DEM Don Holtvoigt	44	5.16%	21	12	11	0
Total Votes Cast	853	100.00%	621	110	112	10
Overvotes	0		0	0	0	0
Undervotes	7		5	0	2	0
Contest Totals	860		626	110	114	10

County Auditor

Vote For 1

	TOTAL	VOTE %	Election Day	Absentee	Absentee Provisional Mail	
REP Randall E. Grapner	796	100.00%	591	98	100	7
Total Votes Cast	796	100.00%	591	98	100	7
Overvotes	0		0	0	0	0
Undervotes	64		35	12	14	3
Contest Totals	860		626	110	114	10

Judge of the Court of Common Pleas (General Division) (FTC 1-1-2023)

Vote For 1

	TOTAL	VOTE %	Election Day	Absentee	Absentee Provisional Mail	
Matthew K. Fox	673	100.00%	485	88	93	7
Total Votes Cast	673	100.00%	485	88	93	7
Overvotes	0		0	0	0	0
Undervotes	187		141	22	21	3
Contest Totals	860		626	110	114	10

Marion East

Issue 1 Proposed Constitutional Amendment Bail Reform

Vote For 1

	TOTAL	VOTE %	Election Day	Absentee	Absentee Provisional	Mail
YES	690	84.15%	509	87	88	6
NO	130	15.85%	86	21	20	3
Total Votes Cast	820	100.00%	595	108	108	9
Overvotes	0		0	0	0	0
Undervotes	40		31	2	6	1
Contest Totals	860		626	110	114	10

Issue 2 Proposed Constitutional Amendment Non Citizens

Vote For 1

	TOTAL	VOTE %	Election Day	Absentee	Absentee Provisional	Mail
YES	729	87.20%	535	90	96	8
NO	107	12.80%	72	18	16	1
Total Votes Cast	836	100.00%	607	108	112	9
Overvotes	0		0	0	0	0
Undervotes	24		19	2	2	1
Contest Totals	860		626	110	114	10

Marion Local School District, (Renewal) Marion Local School District

Vote For 1

	TOTAL	VOTE %	Election Day	Absentee	Absentee Provisional	Mail
FOR THE TAX LEVY	638	77.33%	474	82	77	5
AGAINST THE TAX LEVY	187	22.67%	131	27	25	4
Total Votes Cast	825	100.00%	605	109	102	9
Overvotes	0		0	0	0	0
Undervotes	27		15	1	10	1
Contest Totals	852		620	110	112	10

Proposed Tax Levy (Additional) Current Expenses 0.55 mills Mercer County Health District

Vote For 1

	TOTAL	VOTE %	Election Day	Absentee	Absentee Provisional	Mail
FOR THE TAX LEVY	480	57.62%	369	57	51	3
AGAINST THE TAX LEVY	353	42.38%	242	52	54	5
Total Votes Cast	833	100.00%	611	109	105	8
Overvotes	0		0	0	0	0
Undervotes	27		15	1	9	2
Contest Totals	860		626	110	114	10

Marion East

---

Proposed Tax Levy (Renewal) Mercer County Board of Developmental Disabilities

Vote For 1

	TOTAL	VOTE %	Election Day	Absentee	Absentee Mail	Provisional
FOR THE TAX LEVY	698	83.49%	519	88	85	6
AGAINST THE TAX LEVY	138	16.51%	92	21	22	3
Total Votes Cast	836	100.00%	611	109	107	9
Overvotes	0		0	0	0	0
Undervotes	24		15	1	7	1
Contest Totals	860		626	110	114	10

Proposed Sales and Use Tax 0.5% Mercer County Detention Facility

Vote For 1

	TOTAL	VOTE %	Election Day	Absentee	Absentee Mail	Provisional
YES	490	59.18%	369	58	60	3
NO	338	40.82%	234	51	47	6
Total Votes Cast	828	100.00%	603	109	107	9
Overvotes	0		0	0	0	0
Undervotes	32		23	1	7	1
Contest Totals	860		626	110	114	10

Marion West

Statistics	TOTAL	Election Day	Absentee	Absentee Provisional Mail	
Registered Voters - Total	1,101				
Ballots Cast - Total	817	599	109	100	9
Ballots Cast - Blank	0	0	0	0	0
Voter Turnout - Total	74.21%				

Governor and Lieutenant Governor

Vote For 1

	TOTAL	VOTE %	Election Day	Absentee	Absentee Provisional Mail	
REP Mike DeWine and Jon Husted	761	94.30%	569	97	87	8
DEM Nan Whaley and Cheryl L.	40	4.96%	17	12	10	1
Write-In Totals	6	0.74%	4	0	2	0
Write-In: Marshall Usher and Shannon Walker	4	0.50%	3	0	1	0
Write-In: Timothy Grady and Dayna Bickley	0	0.00%	0	0	0	0
Write-In: Craig Patton and Collin	0	0.00%	0	0	0	0
Write-In: Renea Turner and Adina Pelletier	0	0.00%	0	0	0	0
Write-In: Uncertified Write-In	0	0.00%	0	0	0	0
Not Assigned	2	0.25%	1	0	1	0
Total Votes Cast	807	100.00%	590	109	99	9
Overvotes	0		0	0	0	0
Undervotes	10		9	0	1	0
Contest Totals	817		599	109	100	9

Attorney General

Vote For 1

	TOTAL	VOTE %	Election Day	Absentee	Absentee Provisional Mail	
DEM Jeffrey A. Crossman	36	4.47%	13	10	12	1
REP Dave Yost	770	95.53%	581	97	84	8
Total Votes Cast	806	100.00%	594	107	96	9
Overvotes	0		0	0	0	0
Undervotes	11		5	2	4	0
Contest Totals	817		599	109	100	9

Auditor of State

Vote For 1

	TOTAL	VOTE %	Election Day	Absentee	Absentee Provisional Mail	
REP Keith Faber	772	95.54%	584	95	86	7
DEM Taylor Sappington	36	4.46%	12	12	11	1
Total Votes Cast	808	100.00%	596	107	97	8
Overvotes	0		0	0	0	0
Undervotes	9		3	2	3	1
Contest Totals	817		599	109	100	9

Marion West

Secretary of State

Vote For 1

	TOTAL	VOTE %	Election Day	Absentee	Absentee Provisional Mail	
DEM Chelsea Clark	39	4.89%	14	10	14	1
REP Frank LaRose	751	94.23%	567	95	82	7
Terpsehore Tore Maras	7	0.88%	6	1	0	0
Total Votes Cast	797	100.00%	587	106	96	8
Overvotes	0		0	0	0	0
Undervotes	20		12	3	4	1
Contest Totals	817		599	109	100	9

Treasurer of State

Vote For 1

	TOTAL	VOTE %	Election Day	Absentee	Absentee Provisional Mail	
DEM Scott Schertzer	46	5.76%	17	12	16	1
REP Robert Sprague	752	94.24%	573	93	79	7
Total Votes Cast	798	100.00%	590	105	95	8
Overvotes	0		0	0	0	0
Undervotes	19		9	4	5	1
Contest Totals	817		599	109	100	9

Chief Justice of the Supreme Court (FTC 1-1-2023)

Vote For 1

	TOTAL	VOTE %	Election Day	Absentee	Absentee Provisional Mail	
DEM Jennifer Brunner	46	5.74%	14	14	17	1
REP Sharon L. Kennedy	756	94.26%	575	95	78	8
Total Votes Cast	802	100.00%	589	109	95	9
Overvotes	0		0	0	0	0
Undervotes	15		10	0	5	0
Contest Totals	817		599	109	100	9

Justice of the Supreme Court (FTC 1-1-2023)

Vote For 1

	TOTAL	VOTE %	Election Day	Absentee	Absentee Provisional Mail	
REP Pat Fischer	762	94.66%	579	93	83	7
DEM Terri Jamison	43	5.34%	16	14	12	1
Total Votes Cast	805	100.00%	595	107	95	8
Overvotes	0		0	0	0	0
Undervotes	12		4	2	5	1
Contest Totals	817		599	109	100	9

Marion West

Justice of the Supreme Court (FTC 1-2-2023)

Vote For 1

	TOTAL	VOTE %	Election Day	Absentee	Absentee Provisional Mail	
REP Pat DeWine	751	93.99%	574	94	76	7
DEM Marilyn Zayas	48	6.01%	16	14	17	1
Total Votes Cast	799	100.00%	590	108	93	8
Overvotes	0		0	0	0	0
Undervotes	18		9	1	7	1
Contest Totals	817		599	109	100	9

U.S. Senator

Vote For 1

	TOTAL	VOTE %	Election Day	Absentee	Absentee Provisional Mail	
DEM Tim Ryan	63	7.85%	28	16	18	1
REP JD Vance	739	92.03%	562	89	81	7
Write-In Totals	1	0.12%	1	0	0	0
Write-In: John Cheng	0	0.00%	0	0	0	0
Write-In: Matthew R. Esh	0	0.00%	0	0	0	0
Write-In: Stephen Faris	0	0.00%	0	0	0	0
Write-In: Shane Hoffman	0	0.00%	0	0	0	0
Write-In: Uncertified Write-In	0	0.00%	0	0	0	0
Write-In: LaShondra Tinsley	0	0.00%	0	0	0	0
Not Assigned	1	0.12%	1	0	0	0
Total Votes Cast	803	100.00%	591	105	99	8
Overvotes	0		0	0	0	0
Undervotes	14		8	4	1	1
Contest Totals	817		599	109	100	9

Representative to Congress (5th District)

Vote For 1

	TOTAL	VOTE %	Election Day	Absentee	Absentee Provisional Mail	
REP Bob Latta	751	93.64%	571	94	78	8
DEM Craig Swartz	51	6.36%	18	14	18	1
Total Votes Cast	802	100.00%	589	108	96	9
Overvotes	0		0	0	0	0
Undervotes	15		10	1	4	0
Contest Totals	817		599	109	100	9

State Representative (84th District)

Vote For 1

	TOTAL	VOTE %	Election Day	Absentee	Absentee Provisional Mail	
REP Angela N. King	760	94.18%	577	94	81	8
DEM Sophia Rodriguez	47	5.82%	17	14	15	1
Total Votes Cast	807	100.00%	594	108	96	9
Overvotes	0		0	0	0	0
Undervotes	10		5	1	4	0
Contest Totals	817		599	109	100	9



**Marion West**

Judge of the Court of Appeals (3rd District) (FTC 2-9-2023)

Vote For 1

	TOTAL	VOTE %	Election Day	Absentee	Absentee Provisional Mail	
REP William R. Zimmerman	742	100.00%	560	93	81	8
Total Votes Cast	742	100.00%	560	93	81	8
Overvotes	0		0	0	0	0
Undervotes	75		39	16	19	1
Contest Totals	817		599	109	100	9

Judge of the Court of Appeals (3rd District) (FTC 2-11-2023)

Vote For 1

	TOTAL	VOTE %	Election Day	Absentee	Absentee Provisional Mail	
REP Juergen A. Waldick	729	100.00%	552	90	79	8
Total Votes Cast	729	100.00%	552	90	79	8
Overvotes	0		0	0	0	0
Undervotes	88		47	19	21	1
Contest Totals	817		599	109	100	9

County Commissioner (FTC 1-1-2023)

Vote For 1

	TOTAL	VOTE %	Election Day	Absentee	Absentee Provisional Mail	
REP David Buschur	774	96.15%	584	100	83	7
DEM Don Holtvoigt	31	3.85%	9	7	14	1
Total Votes Cast	805	100.00%	593	107	97	8
Overvotes	0		0	0	0	0
Undervotes	12		6	2	3	1
Contest Totals	817		599	109	100	9

County Auditor

Vote For 1

	TOTAL	VOTE %	Election Day	Absentee	Absentee Provisional Mail	
REP Randall E. Grapner	764	100.00%	573	96	87	8
Total Votes Cast	764	100.00%	573	96	87	8
Overvotes	0		0	0	0	0
Undervotes	53		26	13	13	1
Contest Totals	817		599	109	100	9

Judge of the Court of Common Pleas (General Division) (FTC 1-1-2023)

Vote For 1

	TOTAL	VOTE %	Election Day	Absentee	Absentee Provisional Mail	
Matthew K. Fox	627	100.00%	461	78	80	8
Total Votes Cast	627	100.00%	461	78	80	8
Overvotes	0		0	0	0	0
Undervotes	190		138	31	20	1
Contest Totals	817		599	109	100	9

Marion West

Issue 1 Proposed Constitutional Amendment Bail Reform

Vote For 1

	TOTAL	VOTE %	Election Day	Absentee	Absentee Provisional	Mail
YES	662	84.55%	483	88	83	8
NO	121	15.45%	92	16	13	0
Total Votes Cast	783	100.00%	575	104	96	8
Overvotes	0		0	0	0	0
Undervotes	34		24	5	4	1
Contest Totals	817		599	109	100	9

Issue 2 Proposed Constitutional Amendment Non Citizens

Vote For 1

	TOTAL	VOTE %	Election Day	Absentee	Absentee Provisional	Mail
YES	713	89.46%	527	93	86	7
NO	84	10.54%	59	14	10	1
Total Votes Cast	797	100.00%	586	107	96	8
Overvotes	0		0	0	0	0
Undervotes	20		13	2	4	1
Contest Totals	817		599	109	100	9

Marion Local School District, (Renewal) Marion Local School District

Vote For 1

	TOTAL	VOTE %	Election Day	Absentee	Absentee Provisional	Mail
FOR THE TAX LEVY	487	71.09%	381	55	49	2
AGAINST THE TAX LEVY	198	28.91%	151	19	25	3
Total Votes Cast	685	100.00%	532	74	74	5
Overvotes	0		0	0	0	0
Undervotes	26		19	1	5	1
Contest Totals	711		551	75	79	6

Proposed Tax Levy (Additional) Current Expenses 0.55 mills Mercer County Health District

Vote For 1

	TOTAL	VOTE %	Election Day	Absentee	Absentee Provisional	Mail
FOR THE TAX LEVY	428	55.37%	311	67	48	2
AGAINST THE TAX LEVY	345	44.63%	259	37	44	5
Total Votes Cast	773	100.00%	570	104	92	7
Overvotes	0		0	0	0	0
Undervotes	44		29	5	8	2
Contest Totals	817		599	109	100	9

Marion West

---

Proposed Tax Levy (Renewal) Mercer County Board of Developmental Disabilities

Vote For 1

	TOTAL	VOTE %	Election Day	Absentee	Absentee Mail	Provisional
FOR THE TAX LEVY	638	81.17%	469	89	75	5
AGAINST THE TAX LEVY	148	18.83%	110	16	20	2
Total Votes Cast	786	100.00%	579	105	95	7
Overvotes	0		0	0	0	0
Undervotes	31		20	4	5	2
Contest Totals	817		599	109	100	9

Proposed Sales and Use Tax 0.5% Mercer County Detention Facility

Vote For 1

	TOTAL	VOTE %	Election Day	Absentee	Absentee Mail	Provisional
YES	466	59.82%	333	69	61	3
NO	313	40.18%	239	34	35	5
Total Votes Cast	779	100.00%	572	103	96	8
Overvotes	0		0	0	0	0
Undervotes	38		27	6	4	1
Contest Totals	817		599	109	100	9

Franklin East

Statistics	TOTAL	Election Day	Absentee	Absentee	Provisional	
				Mail		
Registered Voters - Total	956					
Ballots Cast - Total	633	409	112	100	12	
Ballots Cast - Blank	0	0	0	0	0	
Voter Turnout - Total	66.21%					

Governor and Lieutenant Governor

Vote For 1

	TOTAL	VOTE %	Election Day	Absentee	Absentee	Provisional	
			Day		Mail		
REP Mike DeWine and Jon Husted	543	87.44%	364	88	80	11	
DEM Nan Whaley and Cheryl L.	74	11.92%	33	21	19	1	
Write-In Totals	4	0.64%	4	0	0	0	
Write-In: Marshall Usher and Shannon Walker	2	0.32%	2	0	0	0	
Write-In: Timothy Grady and Dayna Bickley	1	0.16%	1	0	0	0	
Write-In: Craig Patton and Collin	0	0.00%	0	0	0	0	
Write-In: Renea Turner and Adina Pelletier	0	0.00%	0	0	0	0	
Write-In: Uncertified Write-In	0	0.00%	0	0	0	0	
Not Assigned	1	0.16%	1	0	0	0	
Total Votes Cast	621	100.00%	401	109	99	12	
Overvotes	0		0	0	0	0	
Undervotes	12		8	3	1	0	
Contest Totals	633		409	112	100	12	

Attorney General

Vote For 1

	TOTAL	VOTE %	Election Day	Absentee	Absentee	Provisional	
			Day		Mail		
DEM Jeffrey A. Crossman	95	15.30%	38	27	28	2	
REP Dave Yost	526	84.70%	365	82	69	10	
Total Votes Cast	621	100.00%	403	109	97	12	
Overvotes	0		0	0	0	0	
Undervotes	12		6	3	3	0	
Contest Totals	633		409	112	100	12	

Auditor of State

Vote For 1

	TOTAL	VOTE %	Election Day	Absentee	Absentee	Provisional	
			Day		Mail		
REP Keith Faber	540	86.12%	365	91	75	9	
DEM Taylor Sappington	87	13.88%	40	19	25	3	
Total Votes Cast	627	100.00%	405	110	100	12	
Overvotes	0		0	0	0	0	
Undervotes	6		4	2	0	0	
Contest Totals	633		409	112	100	12	

Franklin East

Secretary of State

Vote For 1

	TOTAL	VOTE %	Election Day	Absentee	Absentee Mail	Provisional
DEM Chelsea Clark	97	15.57%	37	28	30	2
REP Frank LaRose	521	83.63%	363	80	68	10
Terpsehore Tore Maras	5	0.80%	2	1	2	0
Total Votes Cast	623	100.00%	402	109	100	12
Overvotes	0		0	0	0	0
Undervotes	10		7	3	0	0
Contest Totals	633		409	112	100	12

Treasurer of State

Vote For 1

	TOTAL	VOTE %	Election Day	Absentee	Absentee Mail	Provisional
DEM Scott Schertzer	100	16.13%	37	28	32	3
REP Robert Sprague	520	83.87%	361	82	68	9
Total Votes Cast	620	100.00%	398	110	100	12
Overvotes	0		0	0	0	0
Undervotes	13		11	2	0	0
Contest Totals	633		409	112	100	12

Chief Justice of the Supreme Court (FTC 1-1-2023)

Vote For 1

	TOTAL	VOTE %	Election Day	Absentee	Absentee Mail	Provisional
DEM Jennifer Brunner	111	17.90%	45	31	32	3
REP Sharon L. Kennedy	509	82.10%	356	78	66	9
Total Votes Cast	620	100.00%	401	109	98	12
Overvotes	0		0	0	0	0
Undervotes	13		8	3	2	0
Contest Totals	633		409	112	100	12

Justice of the Supreme Court (FTC 1-1-2023)

Vote For 1

	TOTAL	VOTE %	Election Day	Absentee	Absentee Mail	Provisional
REP Pat Fischer	522	84.47%	363	81	69	9
DEM Terri Jamison	96	15.53%	34	29	30	3
Total Votes Cast	618	100.00%	397	110	99	12
Overvotes	0		0	0	0	0
Undervotes	15		12	2	1	0
Contest Totals	633		409	112	100	12

Franklin East

Justice of the Supreme Court (FTC 1-2-2023)

Vote For 1

	TOTAL	VOTE %	Election Day	Absentee	Absentee Provisional Mail	
REP Pat DeWine	515	83.06%	357	80	69	9
DEM Marilyn Zayas	105	16.94%	44	27	31	3
Total Votes Cast	620	100.00%	401	107	100	12
Overvotes	0		0	0	0	0
Undervotes	13		8	5	0	0
Contest Totals	633		409	112	100	12

U.S. Senator

Vote For 1

	TOTAL	VOTE %	Election Day	Absentee	Absentee Provisional Mail	
DEM Tim Ryan	137	22.13%	67	34	33	3
REP JD Vance	482	77.87%	334	77	63	8
Write-In Totals	0	0.00%	0	0	0	0
Write-In: John Cheng	0	0.00%	0	0	0	0
Write-In: Matthew R. Esh	0	0.00%	0	0	0	0
Write-In: Stephen Faris	0	0.00%	0	0	0	0
Write-In: Shane Hoffman	0	0.00%	0	0	0	0
Write-In: Uncertified Write-In	0	0.00%	0	0	0	0
Write-In: LaShondra Tinsley	0	0.00%	0	0	0	0
Not Assigned	0	0.00%	0	0	0	0
Total Votes Cast	619	100.00%	401	111	96	11
Overvotes	0		0	0	0	0
Undervotes	14		8	1	4	1
Contest Totals	633		409	112	100	12

Representative to Congress (5th District)

Vote For 1

	TOTAL	VOTE %	Election Day	Absentee	Absentee Provisional Mail	
REP Bob Latta	520	83.87%	359	82	70	9
DEM Craig Swartz	100	16.13%	40	27	30	3
Total Votes Cast	620	100.00%	399	109	100	12
Overvotes	0		0	0	0	0
Undervotes	13		10	3	0	0
Contest Totals	633		409	112	100	12

State Representative (84th District)

Vote For 1

	TOTAL	VOTE %	Election Day	Absentee	Absentee Provisional Mail	
REP Angela N. King	518	82.75%	356	83	70	9
DEM Sophia Rodriguez	108	17.25%	48	27	30	3
Total Votes Cast	626	100.00%	404	110	100	12
Overvotes	0		0	0	0	0
Undervotes	7		5	2	0	0
Contest Totals	633		409	112	100	12

Franklin East

Judge of the Court of Appeals (3rd District) (FTC 2-9-2023)

	TOTAL	VOTE %	Election Day	Absentee	Absentee	Provisional
					Mail	
REP William R. Zimmerman	548	100.00%	375	91	72	10
Total Votes Cast	548	100.00%	375	91	72	10
Overvotes	0		0	0	0	0
Undervotes	85		34	21	28	2
Contest Totals	633		409	112	100	12

Judge of the Court of Appeals (3rd District) (FTC 2-11-2023)

	TOTAL	VOTE %	Election Day	Absentee	Absentee	Provisional
					Mail	
REP Juergen A. Waldick	528	100.00%	361	87	71	9
Total Votes Cast	528	100.00%	361	87	71	9
Overvotes	0		0	0	0	0
Undervotes	105		48	25	29	3
Contest Totals	633		409	112	100	12

County Commissioner (FTC 1-1-2023)

	TOTAL	VOTE %	Election Day	Absentee	Absentee	Provisional
					Mail	
REP David Buschur	537	85.78%	369	87	71	10
DEM Don Holtvoigt	89	14.22%	36	22	29	2
Total Votes Cast	626	100.00%	405	109	100	12
Overvotes	0		0	0	0	0
Undervotes	7		4	3	0	0
Contest Totals	633		409	112	100	12

County Auditor

	TOTAL	VOTE %	Election Day	Absentee	Absentee	Provisional
					Mail	
REP Randall E. Grapner	550	100.00%	374	90	75	11
Total Votes Cast	550	100.00%	374	90	75	11
Overvotes	0		0	0	0	0
Undervotes	83		35	22	25	1
Contest Totals	633		409	112	100	12

Judge of the Court of Common Pleas (General Division) (FTC 1-1-2023)

	TOTAL	VOTE %	Election Day	Absentee	Absentee	Provisional
					Mail	
Matthew K. Fox	452	100.00%	304	70	69	9
Total Votes Cast	452	100.00%	304	70	69	9
Overvotes	0		0	0	0	0
Undervotes	181		105	42	31	3
Contest Totals	633		409	112	100	12

Franklin East

Issue 1 Proposed Constitutional Amendment Bail Reform

Vote For 1

	TOTAL	VOTE %	Election Day	Absentee	Absentee Provisional Mail	
YES	504	83.31%	324	91	83	6
NO	101	16.69%	63	19	14	5
Total Votes Cast	605	100.00%	387	110	97	11
Overvotes	0		0	0	0	0
Undervotes	28		22	2	3	1
Contest Totals	633		409	112	100	12

Issue 2 Proposed Constitutional Amendment Non Citizens

Vote For 1

	TOTAL	VOTE %	Election Day	Absentee	Absentee Provisional Mail	
YES	520	85.81%	336	92	84	8
NO	86	14.19%	51	18	14	3
Total Votes Cast	606	100.00%	387	110	98	11
Overvotes	1		1	0	0	0
Undervotes	26		21	2	2	1
Contest Totals	633		409	112	100	12

Marion Local School District, (Renewal) Marion Local School District

Vote For 1

	TOTAL	VOTE %	Election Day	Absentee	Absentee Provisional Mail	
FOR THE TAX LEVY	40	78.43%	28	6	4	2
AGAINST THE TAX LEVY	11	21.57%	8	2	1	0
Total Votes Cast	51	100.00%	36	8	5	2
Overvotes	0		0	0	0	0
Undervotes	1		1	0	0	0
Contest Totals	52		37	8	5	2

Proposed Tax Levy (Additional) Current Expenses 0.55 mills Mercer County Health District

Vote For 1

	TOTAL	VOTE %	Election Day	Absentee	Absentee Provisional Mail	
FOR THE TAX LEVY	287	47.91%	176	57	47	7
AGAINST THE TAX LEVY	312	52.09%	212	51	45	4
Total Votes Cast	599	100.00%	388	108	92	11
Overvotes	0		0	0	0	0
Undervotes	34		21	4	8	1
Contest Totals	633		409	112	100	12



Franklin East

---

Proposed Tax Levy (Renewal) Mercer County Board of Developmental Disabilities

Vote For 1

	TOTAL	VOTE %	Election Day	Absentee	Absentee Mail	Provisional
FOR THE TAX LEVY	430	70.49%	275	77	69	9
AGAINST THE TAX LEVY	180	29.51%	121	33	24	2
Total Votes Cast	610	100.00%	396	110	93	11
Overvotes	0		0	0	0	0
Undervotes	23		13	2	7	1
Contest Totals	633		409	112	100	12

Proposed Sales and Use Tax 0.5% Mercer County Detention Facility

Vote For 1

	TOTAL	VOTE %	Election Day	Absentee	Absentee Mail	Provisional
YES	325	53.28%	201	59	58	7
NO	285	46.72%	193	49	39	4
Total Votes Cast	610	100.00%	394	108	97	11
Overvotes	0		0	0	0	0
Undervotes	23		15	4	3	1
Contest Totals	633		409	112	100	12

Franklin West

Statistics	TOTAL	Election Day	Absentee	Absentee	Provisional	
				Mail		
Registered Voters - Total	1,054					
Ballots Cast - Total	685	453	137	79	16	
Ballots Cast - Blank	0	0	0	0	0	
Voter Turnout - Total	64.99%					

Governor and Lieutenant Governor

Vote For 1

	TOTAL	VOTE %	Election Day	Absentee	Absentee	Provisional	
			Day		Mail		
REP Mike DeWine and Jon Husted	570	85.33%	392	99	63	16	
DEM Nan Whaley and Cheryl L.	96	14.37%	49	34	13	0	
Write-In Totals	2	0.30%	2	0	0	0	
Write-In: Marshall Usher and Shannon Walker	1	0.15%	1	0	0	0	
Write-In: Timothy Grady and Dayna Bickley	0	0.00%	0	0	0	0	
Write-In: Craig Patton and Collin	0	0.00%	0	0	0	0	
Write-In: Renea Turner and Adina Pelletier	0	0.00%	0	0	0	0	
Write-In: Uncertified Write-In	0	0.00%	0	0	0	0	
Not Assigned	1	0.15%	1	0	0	0	
Total Votes Cast	668	100.00%	443	133	76	16	
Overvotes	0		0	0	0	0	
Undervotes	17		10	4	3	0	
Contest Totals	685		453	137	79	16	

Attorney General

Vote For 1

	TOTAL	VOTE %	Election Day	Absentee	Absentee	Provisional	
			Day		Mail		
DEM Jeffrey A. Crossman	98	14.63%	47	36	15	0	
REP Dave Yost	572	85.37%	397	100	59	16	
Total Votes Cast	670	100.00%	444	136	74	16	
Overvotes	0		0	0	0	0	
Undervotes	15		9	1	5	0	
Contest Totals	685		453	137	79	16	

Auditor of State

Vote For 1

	TOTAL	VOTE %	Election Day	Absentee	Absentee	Provisional	
			Day		Mail		
REP Keith Faber	565	84.45%	389	99	61	16	
DEM Taylor Sappington	104	15.55%	54	35	15	0	
Total Votes Cast	669	100.00%	443	134	76	16	
Overvotes	0		0	0	0	0	
Undervotes	16		10	3	3	0	
Contest Totals	685		453	137	79	16	

Franklin West

Secretary of State

Vote For 1

	TOTAL	VOTE %	Election Day	Absentee	Absentee Provisional Mail	
DEM Chelsea Clark	94	13.99%	45	32	16	1
REP Frank LaRose	564	83.93%	390	100	60	14
Terpsehore Tore Maras	14	2.08%	10	3	0	1
Total Votes Cast	672	100.00%	445	135	76	16
Overvotes	0		0	0	0	0
Undervotes	13		8	2	3	0
Contest Totals	685		453	137	79	16

Treasurer of State

Vote For 1

	TOTAL	VOTE %	Election Day	Absentee	Absentee Provisional Mail	
DEM Scott Schertzer	110	16.57%	57	37	16	0
REP Robert Sprague	554	83.43%	385	95	58	16
Total Votes Cast	664	100.00%	442	132	74	16
Overvotes	0		0	0	0	0
Undervotes	21		11	5	5	0
Contest Totals	685		453	137	79	16

Chief Justice of the Supreme Court (FTC 1-1-2023)

Vote For 1

	TOTAL	VOTE %	Election Day	Absentee	Absentee Provisional Mail	
DEM Jennifer Brunner	125	18.52%	69	39	17	0
REP Sharon L. Kennedy	550	81.48%	380	96	58	16
Total Votes Cast	675	100.00%	449	135	75	16
Overvotes	0		0	0	0	0
Undervotes	10		4	2	4	0
Contest Totals	685		453	137	79	16

Justice of the Supreme Court (FTC 1-1-2023)

Vote For 1

	TOTAL	VOTE %	Election Day	Absentee	Absentee Provisional Mail	
REP Pat Fischer	553	82.05%	382	95	60	16
DEM Terri Jamison	121	17.95%	66	40	15	0
Total Votes Cast	674	100.00%	448	135	75	16
Overvotes	0		0	0	0	0
Undervotes	11		5	2	4	0
Contest Totals	685		453	137	79	16

Franklin West

Justice of the Supreme Court (FTC 1-2-2023)

Vote For 1

	TOTAL	VOTE %	Election Day	Absentee	Absentee Provisional Mail	
REP Pat DeWine	544	81.07%	374	96	59	15
DEM Marilyn Zayas	127	18.93%	72	39	15	1
Total Votes Cast	671	100.00%	446	135	74	16
Overvotes	0		0	0	0	0
Undervotes	14		7	2	5	0
Contest Totals	685		453	137	79	16

U.S. Senator

Vote For 1

	TOTAL	VOTE %	Election Day	Absentee	Absentee Provisional Mail	
DEM Tim Ryan	134	19.91%	71	43	19	1
REP JD Vance	539	80.09%	376	91	57	15
Write-In Totals	0	0.00%	0	0	0	0
Write-In: John Cheng	0	0.00%	0	0	0	0
Write-In: Matthew R. Esh	0	0.00%	0	0	0	0
Write-In: Stephen Faris	0	0.00%	0	0	0	0
Write-In: Shane Hoffman	0	0.00%	0	0	0	0
Write-In: Uncertified Write-In	0	0.00%	0	0	0	0
Write-In: LaShondra Tinsley	0	0.00%	0	0	0	0
Not Assigned	0	0.00%	0	0	0	0
Total Votes Cast	673	100.00%	447	134	76	16
Overvotes	0		0	0	0	0
Undervotes	12		6	3	3	0
Contest Totals	685		453	137	79	16

Representative to Congress (5th District)

Vote For 1

	TOTAL	VOTE %	Election Day	Absentee	Absentee Provisional Mail	
REP Bob Latta	554	82.44%	386	95	58	15
DEM Craig Swartz	118	17.56%	61	40	16	1
Total Votes Cast	672	100.00%	447	135	74	16
Overvotes	0		0	0	0	0
Undervotes	13		6	2	5	0
Contest Totals	685		453	137	79	16

State Representative (84th District)

Vote For 1

	TOTAL	VOTE %	Election Day	Absentee	Absentee Provisional Mail	
REP Angela N. King	538	79.47%	370	97	55	16
DEM Sophia Rodriguez	139	20.53%	80	39	20	0
Total Votes Cast	677	100.00%	450	136	75	16
Overvotes	0		0	0	0	0
Undervotes	8		3	1	4	0
Contest Totals	685		453	137	79	16

Franklin West

Judge of the Court of Appeals (3rd District) (FTC 2-9-2023)

Vote For 1

	TOTAL	VOTE %	Election Day	Absentee	Absentee Provisional Mail	
REP William R. Zimmerman	584	100.00%	402	102	64	16
Total Votes Cast	584	100.00%	402	102	64	16
Overvotes	0		0	0	0	0
Undervotes	101		51	35	15	0
Contest Totals	685		453	137	79	16

Judge of the Court of Appeals (3rd District) (FTC 2-11-2023)

Vote For 1

	TOTAL	VOTE %	Election Day	Absentee	Absentee Provisional Mail	
REP Juergen A. Waldick	570	100.00%	391	104	60	15
Total Votes Cast	570	100.00%	391	104	60	15
Overvotes	0		0	0	0	0
Undervotes	115		62	33	19	1
Contest Totals	685		453	137	79	16

County Commissioner (FTC 1-1-2023)

Vote For 1

	TOTAL	VOTE %	Election Day	Absentee	Absentee Provisional Mail	
REP David Buschur	554	82.20%	376	100	62	16
DEM Don Holtvoigt	120	17.80%	70	34	16	0
Total Votes Cast	674	100.00%	446	134	78	16
Overvotes	0		0	0	0	0
Undervotes	11		7	3	1	0
Contest Totals	685		453	137	79	16

County Auditor

Vote For 1

	TOTAL	VOTE %	Election Day	Absentee	Absentee Provisional Mail	
REP Randall E. Grapner	593	100.00%	408	103	66	16
Total Votes Cast	593	100.00%	408	103	66	16
Overvotes	0		0	0	0	0
Undervotes	92		45	34	13	0
Contest Totals	685		453	137	79	16

Judge of the Court of Common Pleas (General Division) (FTC 1-1-2023)

Vote For 1

	TOTAL	VOTE %	Election Day	Absentee	Absentee Provisional Mail	
Matthew K. Fox	496	100.00%	324	98	61	13
Total Votes Cast	496	100.00%	324	98	61	13
Overvotes	0		0	0	0	0
Undervotes	189		129	39	18	3
Contest Totals	685		453	137	79	16

Franklin West

Issue 1 Proposed Constitutional Amendment Bail Reform

Vote For 1

	TOTAL	VOTE %	Election Day	Absentee	Absentee Provisional	Mail
YES	558	84.16%	364	112	68	14
NO	105	15.84%	78	18	8	1
Total Votes Cast	663	100.00%	442	130	76	15
Overvotes	0		0	0	0	0
Undervotes	22		11	7	3	1
Contest Totals	685		453	137	79	16

Issue 2 Proposed Constitutional Amendment Non Citizens

Vote For 1

	TOTAL	VOTE %	Election Day	Absentee	Absentee Provisional	Mail
YES	585	87.57%	385	116	71	13
NO	83	12.43%	59	16	6	2
Total Votes Cast	668	100.00%	444	132	77	15
Overvotes	0		0	0	0	0
Undervotes	17		9	5	2	1
Contest Totals	685		453	137	79	16

Marion Local School District, (Renewal) Marion Local School District

Vote For 1

	TOTAL	VOTE %	Election Day	Absentee	Absentee Provisional	Mail
FOR THE TAX LEVY	34	65.38%	21	6	7	0
AGAINST THE TAX LEVY	18	34.62%	11	5	2	0
Total Votes Cast	52	100.00%	32	11	9	0
Overvotes	0		0	0	0	0
Undervotes	1		1	0	0	0
Contest Totals	53		33	11	9	0

Proposed Tax Levy (Additional) Current Expenses 0.55 mills Mercer County Health District

Vote For 1

	TOTAL	VOTE %	Election Day	Absentee	Absentee Provisional	Mail
FOR THE TAX LEVY	275	41.54%	177	62	32	4
AGAINST THE TAX LEVY	387	58.46%	262	73	42	10
Total Votes Cast	662	100.00%	439	135	74	14
Overvotes	0		0	0	0	0
Undervotes	23		14	2	5	2
Contest Totals	685		453	137	79	16

Franklin West

---

Proposed Tax Levy (Renewal) Mercer County Board of Developmental Disabilities

Vote For 1

	TOTAL	VOTE %	Election Day	Absentee	Absentee Mail	Provisional
FOR THE TAX LEVY	448	67.17%	307	85	54	2
AGAINST THE TAX LEVY	219	32.83%	137	51	21	10
Total Votes Cast	667	100.00%	444	136	75	12
Overvotes	0		0	0	0	0
Undervotes	18		9	1	4	4
Contest Totals	685		453	137	79	16

Proposed Sales and Use Tax 0.5% Mercer County Detention Facility

Vote For 1

	TOTAL	VOTE %	Election Day	Absentee	Absentee Mail	Provisional
YES	342	51.74%	216	76	44	6
NO	319	48.26%	220	58	32	9
Total Votes Cast	661	100.00%	436	134	76	15
Overvotes	0		0	0	0	0
Undervotes	24		17	3	3	1
Contest Totals	685		453	137	79	16

Hopewell Township

Statistics	TOTAL	Election Day	Absentee	Absentee	Provisional
		Day	Day	Mail	Mail
Registered Voters - Total	752				
Ballots Cast - Total	473	222	170	78	3
Ballots Cast - Blank	0	0	0	0	0
Voter Turnout - Total	62.90%				

Governor and Lieutenant Governor

Vote For 1

	TOTAL	VOTE %	Election Day	Absentee	Absentee	Provisional
			Day	Day	Mail	Mail
REP Mike DeWine and Jon Husted	423	90.97%	210	147	64	2
DEM Nan Whaley and Cheryl L.	41	8.82%	7	20	13	1
Write-In Totals	1	0.22%	1	0	0	0
Write-In: Timothy Grady and Dayna Bickley	0	0.00%	0	0	0	0
Write-In: Craig Patton and Collin	0	0.00%	0	0	0	0
Write-In: Renea Turner and Adina Pelletier	0	0.00%	0	0	0	0
Write-In: Marshall Usher and Shannon Walker	0	0.00%	0	0	0	0
Write-In: Uncertified Write-In	0	0.00%	0	0	0	0
Not Assigned	1	0.22%	1	0	0	0
Total Votes Cast	465	100.00%	218	167	77	3
Overvotes	0		0	0	0	0
Undervotes	8		4	3	1	0
Contest Totals	473		222	170	78	3

Attorney General

Vote For 1

	TOTAL	VOTE %	Election Day	Absentee	Absentee	Provisional
			Day	Day	Mail	Mail
DEM Jeffrey A. Crossman	51	10.92%	14	22	14	1
REP Dave Yost	416	89.08%	206	145	63	2
Total Votes Cast	467	100.00%	220	167	77	3
Overvotes	0		0	0	0	0
Undervotes	6		2	3	1	0
Contest Totals	473		222	170	78	3

Auditor of State

Vote For 1

	TOTAL	VOTE %	Election Day	Absentee	Absentee	Provisional
			Day	Day	Mail	Mail
REP Keith Faber	424	90.41%	207	148	67	2
DEM Taylor Sappington	45	9.59%	13	20	11	1
Total Votes Cast	469	100.00%	220	168	78	3
Overvotes	0		0	0	0	0
Undervotes	4		2	2	0	0
Contest Totals	473		222	170	78	3



Hopewell Township

Secretary of State

Vote For 1

	TOTAL	VOTE %	Election Day	Absentee	Absentee Mail	Provisional
DEM Chelsea Clark	54	11.54%	13	24	16	1
REP Frank LaRose	411	87.82%	204	143	62	2
Terpsehore Tore Maras	3	0.64%	3	0	0	0
Total Votes Cast	468	100.00%	220	167	78	3
Overvotes	0		0	0	0	0
Undervotes	5		2	3	0	0
Contest Totals	473		222	170	78	3

Treasurer of State

Vote For 1

	TOTAL	VOTE %	Election Day	Absentee	Absentee Mail	Provisional
DEM Scott Schertzer	56	12.07%	16	25	14	1
REP Robert Sprague	408	87.93%	201	141	64	2
Total Votes Cast	464	100.00%	217	166	78	3
Overvotes	0		0	0	0	0
Undervotes	9		5	4	0	0
Contest Totals	473		222	170	78	3

Chief Justice of the Supreme Court (FTC 1-1-2023)

Vote For 1

	TOTAL	VOTE %	Election Day	Absentee	Absentee Mail	Provisional
DEM Jennifer Brunner	62	13.22%	18	27	16	1
REP Sharon L. Kennedy	407	86.78%	202	142	61	2
Total Votes Cast	469	100.00%	220	169	77	3
Overvotes	0		0	0	0	0
Undervotes	4		2	1	1	0
Contest Totals	473		222	170	78	3

Justice of the Supreme Court (FTC 1-1-2023)

Vote For 1

	TOTAL	VOTE %	Election Day	Absentee	Absentee Mail	Provisional
REP Pat Fischer	409	87.96%	206	140	61	2
DEM Terri Jamison	56	12.04%	13	25	17	1
Total Votes Cast	465	100.00%	219	165	78	3
Overvotes	0		0	0	0	0
Undervotes	8		3	5	0	0
Contest Totals	473		222	170	78	3

**Hopewell Township**

Justice of the Supreme Court (FTC 1-2-2023)

Vote For 1

	TOTAL	VOTE %	Election Day	Absentee	Absentee Provisional	
			Day		Mail	
REP Pat DeWine	405	87.47%	204	139	60	2
DEM Marilyn Zayas	58	12.53%	14	27	16	1
Total Votes Cast	463	100.00%	218	166	76	3
Overvotes	0		0	0	0	0
Undervotes	10		4	4	2	0
Contest Totals	473		222	170	78	3

U.S. Senator

Vote For 1

	TOTAL	VOTE %	Election Day	Absentee	Absentee Provisional	
			Day		Mail	
DEM Tim Ryan	76	16.31%	23	30	22	1
REP JD Vance	390	83.69%	196	137	55	2
Write-In Totals	0	0.00%	0	0	0	0
Write-In: John Cheng	0	0.00%	0	0	0	0
Write-In: Matthew R. Esh	0	0.00%	0	0	0	0
Write-In: Stephen Faris	0	0.00%	0	0	0	0
Write-In: Shane Hoffman	0	0.00%	0	0	0	0
Write-In: Uncertified Write-In	0	0.00%	0	0	0	0
Write-In: LaShondra Tinsley	0	0.00%	0	0	0	0
Not Assigned	0	0.00%	0	0	0	0
Total Votes Cast	466	100.00%	219	167	77	3
Overvotes	0		0	0	0	0
Undervotes	7		3	3	1	0
Contest Totals	473		222	170	78	3

Representative to Congress (5th District)

Vote For 1

	TOTAL	VOTE %	Election Day	Absentee	Absentee Provisional	
			Day		Mail	
REP Bob Latta	411	88.39%	205	144	60	2
DEM Craig Swartz	54	11.61%	13	22	18	1
Total Votes Cast	465	100.00%	218	166	78	3
Overvotes	0		0	0	0	0
Undervotes	8		4	4	0	0
Contest Totals	473		222	170	78	3

State Representative (84th District)

Vote For 1

	TOTAL	VOTE %	Election Day	Absentee	Absentee Provisional	
			Day		Mail	
REP Angela N. King	388	82.73%	201	132	53	2
DEM Sophia Rodriguez	81	17.27%	21	35	24	1
Total Votes Cast	469	100.00%	222	167	77	3
Overvotes	0		0	0	0	0
Undervotes	4		0	3	1	0
Contest Totals	473		222	170	78	3

**Hopewell Township**

---

Judge of the Court of Appeals (3rd District) (FTC 2-9-2023)

Vote For 1

	TOTAL	VOTE %	Election Day	Absentee	Absentee Provisional	Mail
REP William R. Zimmerman	414	100.00%	205	144	62	3
Total Votes Cast	414	100.00%	205	144	62	3
Overvotes	0		0	0	0	0
Undervotes	59		17	26	16	0
Contest Totals	473		222	170	78	3

Judge of the Court of Appeals (3rd District) (FTC 2-11-2023)

Vote For 1

	TOTAL	VOTE %	Election Day	Absentee	Absentee Provisional	Mail
REP Juergen A. Waldick	397	100.00%	194	139	61	3
Total Votes Cast	397	100.00%	194	139	61	3
Overvotes	0		0	0	0	0
Undervotes	76		28	31	17	0
Contest Totals	473		222	170	78	3

County Commissioner (FTC 1-1-2023)

Vote For 1

	TOTAL	VOTE %	Election Day	Absentee	Absentee Provisional	Mail
REP David Buschur	413	88.63%	205	146	60	2
DEM Don Holtvoigt	53	11.37%	13	22	17	1
Total Votes Cast	466	100.00%	218	168	77	3
Overvotes	0		0	0	0	0
Undervotes	7		4	2	1	0
Contest Totals	473		222	170	78	3

County Auditor

Vote For 1

	TOTAL	VOTE %	Election Day	Absentee	Absentee Provisional	Mail
REP Randall E. Grapner	427	100.00%	202	152	70	3
Total Votes Cast	427	100.00%	202	152	70	3
Overvotes	0		0	0	0	0
Undervotes	46		20	18	8	0
Contest Totals	473		222	170	78	3

Judge of the Court of Common Pleas (General Division) (FTC 1-1-2023)

Vote For 1

	TOTAL	VOTE %	Election Day	Absentee	Absentee Provisional	Mail
Matthew K. Fox	373	100.00%	171	132	67	3
Total Votes Cast	373	100.00%	171	132	67	3
Overvotes	0		0	0	0	0
Undervotes	100		51	38	11	0
Contest Totals	473		222	170	78	3

**Hopewell Township**

---

Issue 1 Proposed Constitutional Amendment Bail Reform

Vote For 1

	TOTAL	VOTE %	Election Day	Absentee	Absentee Provisional Mail	
YES	388	85.09%	181	145	60	2
NO	68	14.91%	28	23	16	1
Total Votes Cast	456	100.00%	209	168	76	3
Overvotes	0		0	0	0	0
Undervotes	17		13	2	2	0
Contest Totals	473		222	170	78	3

Issue 2 Proposed Constitutional Amendment Non Citizens

Vote For 1

	TOTAL	VOTE %	Election Day	Absentee	Absentee Provisional Mail	
YES	406	88.65%	188	147	68	3
NO	52	11.35%	24	19	9	0
Total Votes Cast	458	100.00%	212	166	77	3
Overvotes	0		0	0	0	0
Undervotes	15		10	4	1	0
Contest Totals	473		222	170	78	3

Proposed Tax Levy (Renewal) Vantage Career Center Joint Vocational School District

Vote For 1

	TOTAL	VOTE %	Election Day	Absentee	Absentee Provisional Mail	
FOR THE TAX LEVY	91	65.94%	57	23	10	1
AGAINST THE TAX LEVY	47	34.06%	27	15	5	0
Total Votes Cast	138	100.00%	84	38	15	1
Overvotes	0		0	0	0	0
Undervotes	6		4	2	0	0
Contest Totals	144		88	40	15	1

Proposed Tax Levy (Additional) Current Expenses 0.55 mills Mercer County Health District

Vote For 1

	TOTAL	VOTE %	Election Day	Absentee	Absentee Provisional Mail	
FOR THE TAX LEVY	194	42.92%	91	67	35	1
AGAINST THE TAX LEVY	258	57.08%	121	100	35	2
Total Votes Cast	452	100.00%	212	167	70	3
Overvotes	0		0	0	0	0
Undervotes	21		10	3	8	0
Contest Totals	473		222	170	78	3

Hopewell Township

Proposed Tax Levy (Renewal) Mercer County Board of Developmental Disabilities

Vote For 1

	TOTAL	VOTE %	Election Day	Absentee	Absentee Mail	Provisional
FOR THE TAX LEVY	282	61.84%	128	98	53	3
AGAINST THE TAX LEVY	174	38.16%	85	67	22	0
Total Votes Cast	456	100.00%	213	165	75	3
Overvotes	0		0	0	0	0
Undervotes	17		9	5	3	0
Contest Totals	473		222	170	78	3

Proposed Sales and Use Tax 0.5% Mercer County Detention Facility

Vote For 1

	TOTAL	VOTE %	Election Day	Absentee	Absentee Mail	Provisional
YES	243	53.76%	110	85	46	2
NO	209	46.24%	99	79	30	1
Total Votes Cast	452	100.00%	209	164	76	3
Overvotes	0		0	0	0	0
Undervotes	21		13	6	2	0
Contest Totals	473		222	170	78	3

Liberty Township

Statistics	TOTAL	Election Day	Absentee	Absentee Provisional Mail	
Registered Voters - Total	594				
Ballots Cast - Total	347	169	93	83	2
Ballots Cast - Blank	0	0	0	0	0
Voter Turnout - Total	58.42%				

Governor and Lieutenant Governor

Vote For 1

	TOTAL	VOTE %	Election Day	Absentee	Absentee Provisional Mail	
REP Mike DeWine and Jon Husted	297	88.13%	151	73	71	2
DEM Nan Whaley and Cheryl L.	39	11.57%	11	18	10	0
Write-In Totals	1	0.30%	0	0	1	0
Write-In: Timothy Grady and Dayna Bickley	0	0.00%	0	0	0	0
Write-In: Craig Patton and Collin	0	0.00%	0	0	0	0
Write-In: Renea Turner and Adina Pelletier	0	0.00%	0	0	0	0
Write-In: Marshall Usher and Shannon Walker	0	0.00%	0	0	0	0
Write-In: Uncertified Write-In	0	0.00%	0	0	0	0
Not Assigned	1	0.30%	0	0	1	0
Total Votes Cast	337	100.00%	162	91	82	2
Overvotes	0		0	0	0	0
Undervotes	10		7	2	1	0
Contest Totals	347		169	93	83	2

Attorney General

Vote For 1

	TOTAL	VOTE %	Election Day	Absentee	Absentee Provisional Mail	
DEM Jeffrey A. Crossman	47	13.66%	13	16	18	0
REP Dave Yost	297	86.34%	156	76	63	2
Total Votes Cast	344	100.00%	169	92	81	2
Overvotes	0		0	0	0	0
Undervotes	3		0	1	2	0
Contest Totals	347		169	93	83	2

Auditor of State

Vote For 1

	TOTAL	VOTE %	Election Day	Absentee	Absentee Provisional Mail	
REP Keith Faber	295	85.51%	150	74	69	2
DEM Taylor Sappington	50	14.49%	18	18	14	0
Total Votes Cast	345	100.00%	168	92	83	2
Overvotes	0		0	0	0	0
Undervotes	2		1	1	0	0
Contest Totals	347		169	93	83	2

**Liberty Township**

---

Secretary of State

Vote For 1

	TOTAL	VOTE %	Election Day	Absentee	Absentee Provisional	Mail
DEM Chelsea Clark	49	14.24%	14	17	18	0
REP Frank LaRose	291	84.59%	152	73	64	2
Terpsehore Tore Maras	4	1.16%	3	1	0	0
Total Votes Cast	344	100.00%	169	91	82	2
Overvotes	0		0	0	0	0
Undervotes	3		0	2	1	0
Contest Totals	347		169	93	83	2

Treasurer of State

Vote For 1

	TOTAL	VOTE %	Election Day	Absentee	Absentee Provisional	Mail
DEM Scott Schertzer	48	14.20%	14	17	17	0
REP Robert Sprague	290	85.80%	153	73	62	2
Total Votes Cast	338	100.00%	167	90	79	2
Overvotes	0		0	0	0	0
Undervotes	9		2	3	4	0
Contest Totals	347		169	93	83	2

Chief Justice of the Supreme Court (FTC 1-1-2023)

Vote For 1

	TOTAL	VOTE %	Election Day	Absentee	Absentee Provisional	Mail
DEM Jennifer Brunner	49	14.41%	14	17	18	0
REP Sharon L. Kennedy	291	85.59%	154	73	62	2
Total Votes Cast	340	100.00%	168	90	80	2
Overvotes	0		0	0	0	0
Undervotes	7		1	3	3	0
Contest Totals	347		169	93	83	2

Justice of the Supreme Court (FTC 1-1-2023)

Vote For 1

	TOTAL	VOTE %	Election Day	Absentee	Absentee Provisional	Mail
REP Pat Fischer	290	85.04%	154	72	62	2
DEM Terri Jamison	51	14.96%	13	18	20	0
Total Votes Cast	341	100.00%	167	90	82	2
Overvotes	0		0	0	0	0
Undervotes	6		2	3	1	0
Contest Totals	347		169	93	83	2

Liberty Township

Justice of the Supreme Court (FTC 1-2-2023)

Vote For 1

	TOTAL	VOTE %	Election Day	Absentee	Absentee Provisional Mail	
REP Pat DeWine	287	84.41%	150	70	65	2
DEM Marilyn Zayas	53	15.59%	16	20	17	0
Total Votes Cast	340	100.00%	166	90	82	2
Overvotes	0		0	0	0	0
Undervotes	7		3	3	1	0
Contest Totals	347		169	93	83	2

U.S. Senator

Vote For 1

	TOTAL	VOTE %	Election Day	Absentee	Absentee Provisional Mail	
DEM Tim Ryan	63	18.69%	20	23	20	0
REP JD Vance	274	81.31%	144	70	58	2
Write-In Totals	0	0.00%	0	0	0	0
Write-In: John Cheng	0	0.00%	0	0	0	0
Write-In: Matthew R. Esh	0	0.00%	0	0	0	0
Write-In: Stephen Faris	0	0.00%	0	0	0	0
Write-In: Shane Hoffman	0	0.00%	0	0	0	0
Write-In: Uncertified Write-In	0	0.00%	0	0	0	0
Write-In: LaShondra Tinsley	0	0.00%	0	0	0	0
Not Assigned	0	0.00%	0	0	0	0
Total Votes Cast	337	100.00%	164	93	78	2
Overvotes	0		0	0	0	0
Undervotes	10		5	0	5	0
Contest Totals	347		169	93	83	2

Representative to Congress (5th District)

Vote For 1

	TOTAL	VOTE %	Election Day	Absentee	Absentee Provisional Mail	
REP Bob Latta	305	87.90%	158	76	69	2
DEM Craig Swartz	42	12.10%	11	17	14	0
Total Votes Cast	347	100.00%	169	93	83	2
Overvotes	0		0	0	0	0
Undervotes	0		0	0	0	0
Contest Totals	347		169	93	83	2

State Representative (84th District)

Vote For 1

	TOTAL	VOTE %	Election Day	Absentee	Absentee Provisional Mail	
REP Angela N. King	285	83.09%	157	69	57	2
DEM Sophia Rodriguez	58	16.91%	12	23	23	0
Total Votes Cast	343	100.00%	169	92	80	2
Overvotes	0		0	0	0	0
Undervotes	4		0	1	3	0
Contest Totals	347		169	93	83	2



Liberty Township

Judge of the Court of Appeals (3rd District) (FTC 2-9-2023)

Vote For 1

	TOTAL	VOTE %	Election Day	Absentee	Absentee Provisional	
			Day		Mail	
REP William R. Zimmerman	298	100.00%	154	75	67	2
Total Votes Cast	298	100.00%	154	75	67	2
Overvotes	0		0	0	0	0
Undervotes	49		15	18	16	0
Contest Totals	347		169	93	83	2

Judge of the Court of Appeals (3rd District) (FTC 2-11-2023)

Vote For 1

	TOTAL	VOTE %	Election Day	Absentee	Absentee Provisional	
			Day		Mail	
REP Juergen A. Waldick	287	100.00%	151	71	63	2
Total Votes Cast	287	100.00%	151	71	63	2
Overvotes	0		0	0	0	0
Undervotes	60		18	22	20	0
Contest Totals	347		169	93	83	2

County Commissioner (FTC 1-1-2023)

Vote For 1

	TOTAL	VOTE %	Election Day	Absentee	Absentee Provisional	
			Day		Mail	
REP David Buschur	299	86.67%	155	75	67	2
DEM Don Holtvoigt	46	13.33%	13	17	16	0
Total Votes Cast	345	100.00%	168	92	83	2
Overvotes	0		0	0	0	0
Undervotes	2		1	1	0	0
Contest Totals	347		169	93	83	2

County Auditor

Vote For 1

	TOTAL	VOTE %	Election Day	Absentee	Absentee Provisional	
			Day		Mail	
REP Randall E. Grapner	307	100.00%	157	75	73	2
Total Votes Cast	307	100.00%	157	75	73	2
Overvotes	0		0	0	0	0
Undervotes	40		12	18	10	0
Contest Totals	347		169	93	83	2

Judge of the Court of Common Pleas (General Division) (FTC 1-1-2023)

Vote For 1

	TOTAL	VOTE %	Election Day	Absentee	Absentee Provisional	
			Day		Mail	
Matthew K. Fox	275	100.00%	134	72	67	2
Total Votes Cast	275	100.00%	134	72	67	2
Overvotes	0		0	0	0	0
Undervotes	72		35	21	16	0
Contest Totals	347		169	93	83	2

**Liberty Township**

---

Issue 1 Proposed Constitutional Amendment Bail Reform

Vote For 1

	TOTAL	VOTE %	Election Day	Absentee	Absentee Provisional Mail	
YES	275	81.36%	137	70	66	2
NO	63	18.64%	26	22	15	0
Total Votes Cast	338	100.00%	163	92	81	2
Overvotes	0		0	0	0	0
Undervotes	9		6	1	2	0
Contest Totals	347		169	93	83	2

Issue 2 Proposed Constitutional Amendment Non Citizens

Vote For 1

	TOTAL	VOTE %	Election Day	Absentee	Absentee Provisional Mail	
YES	289	84.75%	140	76	71	2
NO	52	15.25%	26	16	10	0
Total Votes Cast	341	100.00%	166	92	81	2
Overvotes	0		0	0	0	0
Undervotes	6		3	1	2	0
Contest Totals	347		169	93	83	2

Proposed Tax Levy (Renewal) Vantage Career Center Joint Vocational School District

Vote For 1

	TOTAL	VOTE %	Election Day	Absentee	Absentee Provisional Mail	
FOR THE TAX LEVY	103	56.28%	58	18	26	1
AGAINST THE TAX LEVY	80	43.72%	43	18	19	0
Total Votes Cast	183	100.00%	101	36	45	1
Overvotes	0		0	0	0	0
Undervotes	8		3	2	3	0
Contest Totals	191		104	38	48	1

Proposed Tax Levy (Additional) Current Expenses 0.55 mills Mercer County Health District

Vote For 1

	TOTAL	VOTE %	Election Day	Absentee	Absentee Provisional Mail	
FOR THE TAX LEVY	115	33.92%	59	28	26	2
AGAINST THE TAX LEVY	224	66.08%	108	63	53	0
Total Votes Cast	339	100.00%	167	91	79	2
Overvotes	0		0	0	0	0
Undervotes	8		2	2	4	0
Contest Totals	347		169	93	83	2

**Liberty Township**

---

Proposed Tax Levy (Renewal) Mercer County Board of Developmental Disabilities

Vote For 1

	TOTAL	VOTE %	Election Day	Absentee	Absentee Mail	Provisional
FOR THE TAX LEVY	198	58.06%	97	52	47	2
AGAINST THE TAX LEVY	143	41.94%	69	41	33	0
Total Votes Cast	341	100.00%	166	93	80	2
Overvotes	0		0	0	0	0
Undervotes	6		3	0	3	0
Contest Totals	347		169	93	83	2

Proposed Sales and Use Tax 0.5% Mercer County Detention Facility

Vote For 1

	TOTAL	VOTE %	Election Day	Absentee	Absentee Mail	Provisional
YES	163	48.22%	81	43	37	2
NO	175	51.78%	84	47	44	0
Total Votes Cast	338	100.00%	165	90	81	2
Overvotes	0		0	0	0	0
Undervotes	9		4	3	2	0
Contest Totals	347		169	93	83	2

Washington Township

Statistics	TOTAL	Election Day	Absentee	Absentee Provisional Mail	
Registered Voters - Total	802				
Ballots Cast - Total	534	331	122	76	5
Ballots Cast - Blank	0	0	0	0	0
Voter Turnout - Total	66.58%				

Governor and Lieutenant Governor

Vote For 1

	TOTAL	VOTE %	Election Day	Absentee	Absentee Provisional Mail	
REP Mike DeWine and Jon Husted	493	94.44%	304	111	73	5
DEM Nan Whaley and Cheryl L.	26	4.98%	15	8	3	0
Write-In Totals	3	0.57%	2	1	0	0
Write-In: Marshall Usher and Shannon Walker	3	0.57%	2	1	0	0
Write-In: Timothy Grady and Dayna Bickley	0	0.00%	0	0	0	0
Write-In: Craig Patton and Collin	0	0.00%	0	0	0	0
Write-In: Renea Turner and Adina Pelletier	0	0.00%	0	0	0	0
Write-In: Uncertified Write-In	0	0.00%	0	0	0	0
Not Assigned	0	0.00%	0	0	0	0
Total Votes Cast	522	100.00%	321	120	76	5
Overvotes	0		0	0	0	0
Undervotes	12		10	2	0	0
Contest Totals	534		331	122	76	5

Attorney General

Vote For 1

	TOTAL	VOTE %	Election Day	Absentee	Absentee Provisional Mail	
DEM Jeffrey A. Crossman	36	6.88%	22	8	6	0
REP Dave Yost	487	93.12%	304	108	70	5
Total Votes Cast	523	100.00%	326	116	76	5
Overvotes	0		0	0	0	0
Undervotes	11		5	6	0	0
Contest Totals	534		331	122	76	5

Auditor of State

Vote For 1

	TOTAL	VOTE %	Election Day	Absentee	Absentee Provisional Mail	
REP Keith Faber	495	94.29%	311	108	71	5
DEM Taylor Sappington	30	5.71%	17	9	4	0
Total Votes Cast	525	100.00%	328	117	75	5
Overvotes	0		0	0	0	0
Undervotes	9		3	5	1	0
Contest Totals	534		331	122	76	5

Washington Township

---

Secretary of State

Vote For 1

	TOTAL	VOTE %	Election Day	Absentee	Absentee Provisional Mail	
DEM Chelsea Clark	32	6.06%	16	9	7	0
REP Frank LaRose	494	93.56%	311	110	68	5
Terpsehore Tore Maras	2	0.38%	1	1	0	0
Total Votes Cast	528	100.00%	328	120	75	5
Overvotes	1		0	0	1	0
Undervotes	5		3	2	0	0
Contest Totals	534		331	122	76	5

Treasurer of State

Vote For 1

	TOTAL	VOTE %	Election Day	Absentee	Absentee Provisional Mail	
DEM Scott Schertzer	39	7.47%	23	10	6	0
REP Robert Sprague	483	92.53%	303	106	69	5
Total Votes Cast	522	100.00%	326	116	75	5
Overvotes	0		0	0	0	0
Undervotes	12		5	6	1	0
Contest Totals	534		331	122	76	5

Chief Justice of the Supreme Court (FTC 1-1-2023)

Vote For 1

	TOTAL	VOTE %	Election Day	Absentee	Absentee Provisional Mail	
DEM Jennifer Brunner	42	8.02%	23	10	9	0
REP Sharon L. Kennedy	482	91.98%	304	107	66	5
Total Votes Cast	524	100.00%	327	117	75	5
Overvotes	0		0	0	0	0
Undervotes	10		4	5	1	0
Contest Totals	534		331	122	76	5

Justice of the Supreme Court (FTC 1-1-2023)

Vote For 1

	TOTAL	VOTE %	Election Day	Absentee	Absentee Provisional Mail	
REP Pat Fischer	494	94.10%	310	110	69	5
DEM Terri Jamison	31	5.90%	17	8	6	0
Total Votes Cast	525	100.00%	327	118	75	5
Overvotes	0		0	0	0	0
Undervotes	9		4	4	1	0
Contest Totals	534		331	122	76	5

Washington Township

Justice of the Supreme Court (FTC 1-2-2023)

Vote For 1

	TOTAL	VOTE %	Election Day	Absentee	Absentee Provisional Mail	
REP Pat DeWine	486	92.93%	302	111	68	5
DEM Marilyn Zayas	37	7.07%	22	8	7	0
Total Votes Cast	523	100.00%	324	119	75	5
Overvotes	0		0	0	0	0
Undervotes	11		7	3	1	0
Contest Totals	534		331	122	76	5

U.S. Senator

Vote For 1

	TOTAL	VOTE %	Election Day	Absentee	Absentee Provisional Mail	
DEM Tim Ryan	52	9.90%	27	12	13	0
REP JD Vance	473	90.10%	299	108	61	5
Write-In Totals	0	0.00%	0	0	0	0
Write-In: John Cheng	0	0.00%	0	0	0	0
Write-In: Matthew R. Esh	0	0.00%	0	0	0	0
Write-In: Stephen Faris	0	0.00%	0	0	0	0
Write-In: Shane Hoffman	0	0.00%	0	0	0	0
Write-In: Uncertified Write-In	0	0.00%	0	0	0	0
Write-In: LaShondra Tinsley	0	0.00%	0	0	0	0
Not Assigned	0	0.00%	0	0	0	0
Total Votes Cast	525	100.00%	326	120	74	5
Overvotes	0		0	0	0	0
Undervotes	9		5	2	2	0
Contest Totals	534		331	122	76	5

Representative to Congress (5th District)

Vote For 1

	TOTAL	VOTE %	Election Day	Absentee	Absentee Provisional Mail	
REP Bob Latta	492	94.43%	310	108	69	5
DEM Craig Swartz	29	5.57%	16	9	4	0
Total Votes Cast	521	100.00%	326	117	73	5
Overvotes	0		0	0	0	0
Undervotes	13		5	5	3	0
Contest Totals	534		331	122	76	5

State Representative (84th District)

Vote For 1

	TOTAL	VOTE %	Election Day	Absentee	Absentee Provisional Mail	
REP Angela N. King	477	90.00%	301	104	67	5
DEM Sophia Rodriguez	53	10.00%	29	17	7	0
Total Votes Cast	530	100.00%	330	121	74	5
Overvotes	0		0	0	0	0
Undervotes	4		1	1	2	0
Contest Totals	534		331	122	76	5

Washington Township

Judge of the Court of Appeals (3rd District) (FTC 2-9-2023)

Vote For 1

	TOTAL	VOTE %	Election Day	Absentee	Absentee Provisional	Mail
REP William R. Zimmerman	481	100.00%	306	107	64	4
Total Votes Cast	481	100.00%	306	107	64	4
Overvotes	0		0	0	0	0
Undervotes	53		25	15	12	1
Contest Totals	534		331	122	76	5

Judge of the Court of Appeals (3rd District) (FTC 2-11-2023)

Vote For 1

	TOTAL	VOTE %	Election Day	Absentee	Absentee Provisional	Mail
REP Juergen A. Waldick	473	100.00%	302	107	61	3
Total Votes Cast	473	100.00%	302	107	61	3
Overvotes	0		0	0	0	0
Undervotes	61		29	15	15	2
Contest Totals	534		331	122	76	5

County Commissioner (FTC 1-1-2023)

Vote For 1

	TOTAL	VOTE %	Election Day	Absentee	Absentee Provisional	Mail
REP David Buschur	493	94.26%	302	113	73	5
DEM Don Holtvoigt	30	5.74%	19	8	3	0
Total Votes Cast	523	100.00%	321	121	76	5
Overvotes	0		0	0	0	0
Undervotes	11		10	1	0	0
Contest Totals	534		331	122	76	5

County Auditor

Vote For 1

	TOTAL	VOTE %	Election Day	Absentee	Absentee Provisional	Mail
REP Randall E. Grapner	491	100.00%	308	108	70	5
Total Votes Cast	491	100.00%	308	108	70	5
Overvotes	0		0	0	0	0
Undervotes	43		23	14	6	0
Contest Totals	534		331	122	76	5

Judge of the Court of Common Pleas (General Division) (FTC 1-1-2023)

Vote For 1

	TOTAL	VOTE %	Election Day	Absentee	Absentee Provisional	Mail
Matthew K. Fox	430	100.00%	263	101	63	3
Total Votes Cast	430	100.00%	263	101	63	3
Overvotes	0		0	0	0	0
Undervotes	104		68	21	13	2
Contest Totals	534		331	122	76	5

Washington Township

Issue 1 Proposed Constitutional Amendment Bail Reform

Vote For 1

	TOTAL	VOTE %	Election Day	Absentee	Absentee Provisional Mail	
YES	434	85.77%	263	101	66	4
NO	72	14.23%	49	16	6	1
Total Votes Cast	506	100.00%	312	117	72	5
Overvotes	0		0	0	0	0
Undervotes	28		19	5	4	0
Contest Totals	534		331	122	76	5

Issue 2 Proposed Constitutional Amendment Non Citizens

Vote For 1

	TOTAL	VOTE %	Election Day	Absentee	Absentee Provisional Mail	
YES	466	90.14%	284	109	70	3
NO	51	9.86%	34	10	5	2
Total Votes Cast	517	100.00%	318	119	75	5
Overvotes	0		0	0	0	0
Undervotes	17		13	3	1	0
Contest Totals	534		331	122	76	5

Proposed Tax Levy (Additional) Current Expenses 0.55 mills Mercer County Health District

Vote For 1

	TOTAL	VOTE %	Election Day	Absentee	Absentee Provisional Mail	
FOR THE TAX LEVY	185	37.07%	121	37	26	1
AGAINST THE TAX LEVY	314	62.93%	191	78	41	4
Total Votes Cast	499	100.00%	312	115	67	5
Overvotes	0		0	0	0	0
Undervotes	35		19	7	9	0
Contest Totals	534		331	122	76	5

Proposed Tax Levy (Renewal) Mercer County Board of Developmental Disabilities

Vote For 1

	TOTAL	VOTE %	Election Day	Absentee	Absentee Provisional Mail	
FOR THE TAX LEVY	331	64.90%	201	74	54	2
AGAINST THE TAX LEVY	179	35.10%	117	44	15	3
Total Votes Cast	510	100.00%	318	118	69	5
Overvotes	0		0	0	0	0
Undervotes	24		13	4	7	0
Contest Totals	534		331	122	76	5



Washington Township

---

Proposed Sales and Use Tax 0.5% Mercer County Detention Facility

Vote For 1

	TOTAL	VOTE %	Election Day	Absentee	Absentee Mail	Provisional
YES	272	53.86%	168	64	38	2
NO	233	46.14%	147	52	31	3
Total Votes Cast	505	100.00%	315	116	69	5
Overvotes	0		0	0	0	0
Undervotes	29		16	6	7	0
Contest Totals	534		331	122	76	5

Blackcreek Township

Statistics	TOTAL	Election Day	Absentee	Absentee Provisional Mail	
Registered Voters - Total	400				
Ballots Cast - Total	229	164	38	26	1
Ballots Cast - Blank	0	0	0	0	0
Voter Turnout - Total	57.25%				

Governor and Lieutenant Governor

Vote For 1

	TOTAL	VOTE %	Election Day	Absentee	Absentee Provisional Mail	
REP Mike DeWine and Jon Husted	199	87.28%	145	30	23	1
DEM Nan Whaley and Cheryl L.	26	11.40%	15	8	3	0
Write-In Totals	3	1.32%	3	0	0	0
Write-In: Marshall Usher and Shannon Walker	3	1.32%	3	0	0	0
Write-In: Timothy Grady and Dayna Bickley	0	0.00%	0	0	0	0
Write-In: Craig Patton and Collin	0	0.00%	0	0	0	0
Write-In: Renea Turner and Adina Pelletier	0	0.00%	0	0	0	0
Write-In: Uncertified Write-In	0	0.00%	0	0	0	0
Not Assigned	0	0.00%	0	0	0	0
Total Votes Cast	228	100.00%	163	38	26	1
Overvotes	0		0	0	0	0
Undervotes	1		1	0	0	0
Contest Totals	229		164	38	26	1

Attorney General

Vote For 1

	TOTAL	VOTE %	Election Day	Absentee	Absentee Provisional Mail	
DEM Jeffrey A. Crossman	29	12.78%	15	8	6	0
REP Dave Yost	198	87.22%	148	30	19	1
Total Votes Cast	227	100.00%	163	38	25	1
Overvotes	0		0	0	0	0
Undervotes	2		1	0	1	0
Contest Totals	229		164	38	26	1

Auditor of State

Vote For 1

	TOTAL	VOTE %	Election Day	Absentee	Absentee Provisional Mail	
REP Keith Faber	197	87.17%	147	29	20	1
DEM Taylor Sappington	29	12.83%	15	9	5	0
Total Votes Cast	226	100.00%	162	38	25	1
Overvotes	0		0	0	0	0
Undervotes	3		2	0	1	0
Contest Totals	229		164	38	26	1

**Blackcreek Township**

---

Secretary of State

Vote For 1

	TOTAL	VOTE %	Election Day	Absentee	Absentee Provisional Mail	
DEM Chelsea Clark	26	11.66%	12	8	6	0
REP Frank LaRose	194	87.00%	146	28	19	1
Terpsehore Tore Maras	3	1.35%	3	0	0	0
Total Votes Cast	223	100.00%	161	36	25	1
Overvotes	0		0	0	0	0
Undervotes	6		3	2	1	0
Contest Totals	229		164	38	26	1

Treasurer of State

Vote For 1

	TOTAL	VOTE %	Election Day	Absentee	Absentee Provisional Mail	
DEM Scott Schertzer	30	13.51%	16	9	5	0
REP Robert Sprague	192	86.49%	144	27	20	1
Total Votes Cast	222	100.00%	160	36	25	1
Overvotes	0		0	0	0	0
Undervotes	7		4	2	1	0
Contest Totals	229		164	38	26	1

Chief Justice of the Supreme Court (FTC 1-1-2023)

Vote For 1

	TOTAL	VOTE %	Election Day	Absentee	Absentee Provisional Mail	
DEM Jennifer Brunner	35	15.49%	17	9	9	0
REP Sharon L. Kennedy	191	84.51%	146	27	17	1
Total Votes Cast	226	100.00%	163	36	26	1
Overvotes	0		0	0	0	0
Undervotes	3		1	2	0	0
Contest Totals	229		164	38	26	1

Justice of the Supreme Court (FTC 1-1-2023)

Vote For 1

	TOTAL	VOTE %	Election Day	Absentee	Absentee Provisional Mail	
REP Pat Fischer	191	85.27%	145	28	17	1
DEM Terri Jamison	33	14.73%	17	8	8	0
Total Votes Cast	224	100.00%	162	36	25	1
Overvotes	0		0	0	0	0
Undervotes	5		2	2	1	0
Contest Totals	229		164	38	26	1

**Blackcreek Township**

Justice of the Supreme Court (FTC 1-2-2023)

Vote For 1

	TOTAL	VOTE %	Election Day	Absentee	Absentee Provisional Mail	
REP Pat DeWine	194	86.22%	147	28	18	1
DEM Marilyn Zayas	31	13.78%	16	8	7	0
Total Votes Cast	225	100.00%	163	36	25	1
Overvotes	0		0	0	0	0
Undervotes	4		1	2	1	0
Contest Totals	229		164	38	26	1

U.S. Senator

Vote For 1

	TOTAL	VOTE %	Election Day	Absentee	Absentee Provisional Mail	
DEM Tim Ryan	36	16.07%	22	8	6	0
REP JD Vance	188	83.93%	140	27	20	1
Write-In Totals	0	0.00%	0	0	0	0
Write-In: John Cheng	0	0.00%	0	0	0	0
Write-In: Matthew R. Esh	0	0.00%	0	0	0	0
Write-In: Stephen Faris	0	0.00%	0	0	0	0
Write-In: Shane Hoffman	0	0.00%	0	0	0	0
Write-In: Uncertified Write-In	0	0.00%	0	0	0	0
Write-In: LaShondra Tinsley	0	0.00%	0	0	0	0
Not Assigned	0	0.00%	0	0	0	0
Total Votes Cast	224	100.00%	162	35	26	1
Overvotes	0		0	0	0	0
Undervotes	5		2	3	0	0
Contest Totals	229		164	38	26	1

Representative to Congress (5th District)

Vote For 1

	TOTAL	VOTE %	Election Day	Absentee	Absentee Provisional Mail	
REP Bob Latta	197	86.78%	148	28	20	1
DEM Craig Swartz	30	13.22%	15	9	6	0
Total Votes Cast	227	100.00%	163	37	26	1
Overvotes	0		0	0	0	0
Undervotes	2		1	1	0	0
Contest Totals	229		164	38	26	1

State Representative (84th District)

Vote For 1

	TOTAL	VOTE %	Election Day	Absentee	Absentee Provisional Mail	
REP Angela N. King	194	85.46%	146	27	20	1
DEM Sophia Rodriguez	33	14.54%	16	11	6	0
Total Votes Cast	227	100.00%	162	38	26	1
Overvotes	0		0	0	0	0
Undervotes	2		2	0	0	0
Contest Totals	229		164	38	26	1

**Blackcreek Township**

Judge of the Court of Appeals (3rd District) (FTC 2-9-2023)

Vote For 1

	TOTAL	VOTE %	Election Day	Absentee	Absentee Provisional Mail	
REP William R. Zimmerman	203	100.00%	154	27	22	0
Total Votes Cast	203	100.00%	154	27	22	0
Overvotes	0		0	0	0	0
Undervotes	26		10	11	4	1
Contest Totals	229		164	38	26	1

Judge of the Court of Appeals (3rd District) (FTC 2-11-2023)

Vote For 1

	TOTAL	VOTE %	Election Day	Absentee	Absentee Provisional Mail	
REP Juergen A. Waldick	195	100.00%	151	25	19	0
Total Votes Cast	195	100.00%	151	25	19	0
Overvotes	0		0	0	0	0
Undervotes	34		13	13	7	1
Contest Totals	229		164	38	26	1

County Commissioner (FTC 1-1-2023)

Vote For 1

	TOTAL	VOTE %	Election Day	Absentee	Absentee Provisional Mail	
REP David Buschur	194	86.61%	143	30	20	1
DEM Don Holtvoigt	30	13.39%	19	7	4	0
Total Votes Cast	224	100.00%	162	37	24	1
Overvotes	0		0	0	0	0
Undervotes	5		2	1	2	0
Contest Totals	229		164	38	26	1

County Auditor

Vote For 1

	TOTAL	VOTE %	Election Day	Absentee	Absentee Provisional Mail	
REP Randall E. Grapner	209	100.00%	157	30	22	0
Total Votes Cast	209	100.00%	157	30	22	0
Overvotes	0		0	0	0	0
Undervotes	20		7	8	4	1
Contest Totals	229		164	38	26	1

Judge of the Court of Common Pleas (General Division) (FTC 1-1-2023)

Vote For 1

	TOTAL	VOTE %	Election Day	Absentee	Absentee Provisional Mail	
Matthew K. Fox	176	100.00%	132	23	21	0
Total Votes Cast	176	100.00%	132	23	21	0
Overvotes	0		0	0	0	0
Undervotes	53		32	15	5	1
Contest Totals	229		164	38	26	1

**Blackcreek Township**

Issue 1 Proposed Constitutional Amendment Bail Reform

Vote For 1

	TOTAL	VOTE %	Election Day	Absentee	Absentee Provisional Mail	
YES	182	83.87%	132	30	20	0
NO	35	16.13%	27	3	5	0
Total Votes Cast	217	100.00%	159	33	25	0
Overvotes	0		0	0	0	0
Undervotes	12		5	5	1	1
Contest Totals	229		164	38	26	1

Issue 2 Proposed Constitutional Amendment Non Citizens

Vote For 1

	TOTAL	VOTE %	Election Day	Absentee	Absentee Provisional Mail	
YES	198	88.79%	141	33	24	0
NO	25	11.21%	20	3	2	0
Total Votes Cast	223	100.00%	161	36	26	0
Overvotes	0		0	0	0	0
Undervotes	6		3	2	0	1
Contest Totals	229		164	38	26	1

Proposed Tax Levy (Renewal) Vantage Career Center Joint Vocational School District

Vote For 1

	TOTAL	VOTE %	Election Day	Absentee	Absentee Provisional Mail	
FOR THE TAX LEVY	156	71.23%	109	26	21	0
AGAINST THE TAX LEVY	63	28.77%	52	9	2	0
Total Votes Cast	219	100.00%	161	35	23	0
Overvotes	0		0	0	0	0
Undervotes	10		3	3	3	1
Contest Totals	229		164	38	26	1

Proposed Tax Levy (Additional) Current Expenses 0.55 mills Mercer County Health District

Vote For 1

	TOTAL	VOTE %	Election Day	Absentee	Absentee Provisional Mail	
FOR THE TAX LEVY	115	52.75%	81	20	14	0
AGAINST THE TAX LEVY	103	47.25%	79	15	9	0
Total Votes Cast	218	100.00%	160	35	23	0
Overvotes	0		0	0	0	0
Undervotes	11		4	3	3	1
Contest Totals	229		164	38	26	1

**Blackcreek Township**

---

Proposed Tax Levy (Renewal) Mercer County Board of Developmental Disabilities

Vote For 1

	TOTAL	VOTE %	Election Day	Absentee	Absentee Provisional Mail	
FOR THE TAX LEVY	149	68.04%	103	26	20	0
AGAINST THE TAX LEVY	70	31.96%	57	9	4	0
Total Votes Cast	219	100.00%	160	35	24	0
Overvotes	0		0	0	0	0
Undervotes	10		4	3	2	1
Contest Totals	229		164	38	26	1

Proposed Sales and Use Tax 0.5% Mercer County Detention Facility

Vote For 1

	TOTAL	VOTE %	Election Day	Absentee	Absentee Provisional Mail	
YES	124	56.11%	83	23	18	0
NO	97	43.89%	78	13	6	0
Total Votes Cast	221	100.00%	161	36	24	0
Overvotes	0		0	0	0	0
Undervotes	8		3	2	2	1
Contest Totals	229		164	38	26	1